1916.

VICTORIA.

VICTORIAN RAILWAYS.

REPORT

OF THE

VICTORIAN RAILWAYS COMMISSIONERS

FOR THE

YEAR ENDING 30TH JUNE, 1916.

PRESENTED TO BOTH HOUSES OF PARLIAMENT PURSUANT TO ACT 6 GEO. V. No. 2716.

By Authority:
ALBERT J. MULLETT, GOVERNMENT PRINTER, MELBOURNE.

No. 25—[3s. 6d.]—10259.

APPROXIMATE COST OF REPORT.

	£	s.	d.
Preparation—Not given.			
Printing (1,700 copies)	215	0	0

REPORT OF THE VICTORIAN RAILWAYS COMMISSIONERS FOR THE YEAR ENDING 30TH JUNE, 1916.

VICTORIAN RAILWAYS,
Commissioners' Office, Spencer-street,
Melbourne, 16th September, 1916.

To the Honorable the Minister of Railways.

SIR,

In conformity with the provisions of Section 99 of the *Railways Act* 1915, No. 2716, we have the honour to submit our Report in respect of the year ending 30th June, 1916.

The financial results of the operation of the Railways and the St. Kilda and Brighton Electric Tramway during the period under review are as indicated hereunder:—

	Railways.	St. Kilda and Brighton Electric Tramway.	Total.
	£ s. d.	£ s. d.	£ s. d.
GROSS REVENUE	5,705,162 15 1	25,579 19 7	5,730,742 14 8
WORKING EXPENSES (Exclusive of Special and Abnormal Charges)	3,705,147 18 1	22,843 16 8	3,727,991 14 9
NET REVENUE	2,000,014 17 0	2,736 2 11	2,002,750 19 11
SPECIAL and ABNORMAL CHARGES (*vide* page 7)	292,264 0 0	.. ..	292,264 0 0
BALANCE OF NET REVENUE	1,707,750 17 0	2,736 2 11	1,710,486 19 11
INTEREST CHARGES and EXPENSES	£ s. d. 1,927,106 16 4		
PENSIONS and GRATUITIES ..	121,332 6 10		
			2,048,439 3 2
DEFICIT			£337,952 3 3

Summary of the Financial Results by Contrast with the Results of the Preceding Year.

—	Year 1914-15.	Year 1915-16.	Increase. (+ Decrease. (-)
	£ s. d.	£ s. d.	£ s. d.
Gross Revenue—			
Railways	5,161,072 12 0	5,705,162 15 1	+ 544,090 3 1
St. Kilda and Brighton Electric Tramway	22,614 3 4	25,579 19 7	+ 2,965 16 3
Total	5,183,686 15 4	5,730,742 14 8	+ 547,055 19 4
Working Expenses (Exclusive of Special and Abnormal Charges)—			
Railways	3,755,425 15 10	3,705,147 18 1	— 50,277 17 9
St. Kilda and Brighton Electric Tramway	19,904 12 11	22,843 16 8	+ 2,939 3 9
Total	3,775,330 8 9	3,727,991 14 9	— 47,338 14 0
Net Revenue	1,408,356 6 7	2,002,750 19 11	+ 594,394 13 4
Special and Abnormal Charges (*vide* page 7)	359,547 0 0	292,264 0 0	— 67,283 0 0
Balance of Net Revenue	1,048,809 6 7	1,710,486 19 11	+ 661,677 13 4
Interest Charges and Expenses ..	1,767,806 18 11	1,927,106 16 4	+ 159,299 17 5
Pensions and Gratuities	123,438 0 5	121,332 6 10	— 2,105 13 7
Total Interest Charges and Expenses and Pensions and Gratuities ..	1,891,244 19 4	2,048,439 3 2	+ 157,194 3 10
Deficit	£842,435 12 9	£337,952 3 3	— £504,483 9 6

Comparison of the Results of Working (excluding the St. Kilda and Brighton Electric Tramway) with those of the Three Preceding Years.

—	Year 1912–1913.	Year 1913–1914.	Year 1914–1915.	Year 1915–1916.
Average Mileage of Railways operated ...	3,639	3,747	3,848	**3,955**
TRAFFIC TRAIN MILEAGE.				
Passenger—Country	3,184,804	3,567,211	3,338,345	**2,971,328**
" Suburban	3,779,461	3,959,171	4,068,903	**3,762,157**
Mixed	2,628,556	2,516,974	2,590,960	**2,507,604**
Goods (including Live Stock)	4,641,729	4,985,293	5,305,001	**4,585,449**
Total ...	14,234,550	15,028,649	15,303,209	**13,826,538**
Number of Passenger Journeys	111,513,908	116,611,448	117,259,926	**115,771,238**
Tonnage of Goods	4,738,984	5,345,966	4,694,524	**5,376,571**
Tonnage of Live Stock	411,420	470,122	715,521	**453,264**
GROSS REVENUE.				
Passenger, &c., Business.	£	£	£	**£**
Passenger—Country	1,387,785	1,423,938	1,335,959	**1,507,860**
" Suburban	1,040,774	1,096,887	1,123,100	**1,133,905**
Dining Car Service	15,575	13,608	13,064	**15,848**
Parcels, &c.	218,450	232,577	223,212	**249,385**
Horses, Carriages, and Dogs	21,340	21,923	21,107	**18,277**
Mails	78,239	79,772	79,231	**77,988**
	2,762,163	2,868,705	2,795,673	**3,003,263**
Goods, &c., Business.				
Goods	1,948,593	2,171,789	1,724,400	**2,211,386**
Live Stock	307,870	343,289	456,210	**316,466**
Minerals	96,175	88,337	87,765	**82,358**
	2,352,638	2,603,415	2,268,375	**2,610,210**
Rentals	72,268	73,040	74,135	**78,959**
Miscellaneous	18,373	15,798	22,890	**12,731**
Total ...	5,205,442	5,560,958	5,161,073	**5,705,163**
Per mile of Railway worked	1,430	1,484	1,341	**1,443**
Per traffic train mile	7s. 3·77d.	7s. 4·81d.	6s. 8·94d.	**8s. 3·03d.**
WORKING EXPENSES.				
(Exclusive of Special and Abnormal Charges.)	£	£	£	**£**
Transportation Branch	947,868	1,066,738	1,081,816	**1,085,329**
Way and Works Branch	876,631*	928,702*	838,014	**830,674**
Rolling-Stock Branch—Operating Expenses ...	914,709	1,003,621	1,025,934	**1,068,660**
" " Repairs and Renewals ...	501,023	582,859	640,861	**570,469**
" " Payment into Rolling-Stock Replacement Fund ...	50,000	50,000	50,000	**30,000**
General Expenses	80,937	85,968	92,996	**91,490**
Payment into Railway Accident and Fire Insurance Fund	26,027	27,805	25,805	**28,526**
Total ...	3,397,195*	3,745,693*	3,755,426(a)	**3,705,148(a)**
Per mile of Railway worked	934*	1,000*	976	**937**
Per traffic train mile	4s. 9·28d.*	4s. 11·82d.*	4s. 10·90d.	**5s. 4·31d.**
Percentage of Gross Revenue	65·26*	67·36*	72·76	**64·94**
NET REVENUE AFTER PAYMENT OF WORKING EXPENSES	£ 1,808,247*	£ 1,815,265*	£ 1,405,647	**£ 2,000,015**
Per mile of Railway worked	496*	484*	365	**506**
Per traffic train mile	2s. 6·49d.*	2s. 4·99d.*	1s. 10·04d.	**2s. 10·72d.**
SPECIAL AND ABNORMAL CHARGES ...	£ 79,762	£ 6,950	£ 359,547(b)	**£ 292,264(b)**
Total Working Expenses and Special and Abnormal Charges	3,476,957	3,752,643	4,114,973(a)	**3,997,412(a)**
Per mile of Railway worked	955	1,001	1,069	**1,011**
Per traffic train mile	4s. 10·62d.	4s. 11·93d.	5s. 4·53d.	**5s. 9·39d.**
Percentage of Gross Revenue	66·79	67·48	79·73	**70·07**
Balance of Net Revenue	1,728,485	1,808,315	1,046,100	**1,707,751**
Per mile of Railway worked	475	483	272	**432**
Per traffic train mile	2s. 5·15d.	2s. 4·88d.	1s. 4·41d.	**2s. 5·64d.**

* Adjusted to exclude Special and Abnormal Charges, mainly in connexion with the relaying of lines with heavier rails in order to release rails for the construction of new lines, and payments into the Railway Accident and Fire Insurance Fund.

(a) For details see Appendix No. 6.——(b) As detailed on Page 7.

Gross Revenue of the Railways.

The Gross Revenue was £544,090 in excess of that of the preceding year, or equivalent to an increase of 10·54 per cent. The increases and decreases in the different subdivisions of traffic are as shown hereunder :—

—	Increase.		Decrease.	
	Amount.	Per cent.	Amount.	Per cent.
	£		£	
Passenger Traffic—				
Country	171,901	12·86	...	...
Suburban	10,805	·96	...	...
Dining Car Service	2,784	21·31	...	...
Parcels, &c.	26,173	11·72	...	...
Horses, Carriages, and Dogs	...	...	2,[illegible]	13·40
Mails	...	...	1,243	1·56
Goods	486,986	28·24	...	...
Live Stock	...	...	139,744	30·63
Minerals	...	...	5,407	6·16
Rentals	4,824	6·50	...	...
Miscellaneous	...	...	10,159	44·38
Total	703,473	...	159,383	...
Net Increase	£544,090			

The Gross Revenue per traffic train mile was 8s. 3·03d., by comparison with 6s. 8·94d. in the preceding year, and with 7s. 4·81d. in 1913–14.

The gross revenue per train mile was higher in 1915–16 than in any other year during the last decade, as shown hereunder :—

Year.	Revenue per traffic train mile.	
	s.	d.
1905–6	8	0·79
1906–7	7	11·96
1907–8	7	5·53
1908–9	7	4·81
1909–10	7	7·11
1910–11	7	6·58
1911–12	7	6·53
1912–13	7	3·77
1913–14	7	4·81
1914–15	6	8·94
1915–16	8	3·03

and as the Gross Revenue per train mile in 1905-6 represented the maximum earnings per train mile obtained in a period of 28 years, the result obtained in 1915-16, viz., 8s. 3·03d., is the best achieved during the past 38 years.

Working Expenses of the Railways.

Excluding special and abnormal charges, the percentage of Working Expenses to Gross Revenue was 64·94, by contrast with 72·76 in the preceding year, and with 67·36 in 1913–14.

In view of the exceptional conditions occasioned by the war, every effort was made to minimize expenditure as far as was consistent with safety and the provision of a reasonable measure of convenience to the public, and as a result thereof the ordinary Working Expenses were less by £50,278 than in 1914–15, despite the

fact that it was necessary to incur an expenditure of £42,141 on the following items which were not operative in the preceding year, viz. :—

	£
Operation for the full year of lines which were opened during only a portion of 1914–15	2,941
Operation of the lines enumerated hereunder, which were opened for traffic during the year, viz. :— Bairnsdale to Orbost, Elmore to Cohuna, Hamilton to Cavendish, Heywood to Dartmoor, Lorquon to Yanac-a-Yanac, Linton to Skipton, Murrayville to the South Australian Border, Tallangatta to Shelly,	13,028
Provision of increased grain stacking accommodation at the Seaboard, and at a large number of Country stations, owing to the record harvest and lack of shipping	1,275
Payment of higher wages to Supernumerary Artisans in consequence of amended Wages Board Determinations, and to Shunters, Signalmen, Guards, Firemen, and certain other employees	24,897
Total	£42,141

Details of the expenditure by comparison with the preceding year are disclosed in Appendix No. 6.

Special and Abnormal Charges Against Working Expenses.

The Working Expenses were inflated to the extent of approximately £292,264 by special and abnormal charges, as detailed hereunder:—

	£
(1) Protection of important bridges and other structures against the enemies of the Empire	16,339
(2) Training of additional staff owing to the enlistment of qualified employees with the Expeditionary Forces	5,500
(3) Retention of busy season staff for a longer period than would have been necessary if adequate shipping facilities for the export of grain had been available	9,000
(4) Alterations to rolling-stock and to bridges, &c., in connexion with the Electrification of the Suburban Railways	63,013
(5) Increased price and additional insurance, freights and exchange in respect of stores and materials, owing to the war	39,531
(6) Relaying of lines with heavier rails, in order to release serviceable rails for the construction of new lines	100,000
(7) Interest on special advances to the Department for the relaying of lines with heavier rails, in order to release serviceable rails for the construction of new lines	13,082
(8) Allowances to bring the minimum remuneration of adult employees to 8s. 6d. per day and of adult clerks to £135 per annum, and corresponding allowances to certain Lads and Female employees to compensate for increased cost of living occasioned by the war ...	41,909
(9) Premiums upon Life Assurance policies effected under the Regulations by employees serving with the Expeditionary Forces	3,890
Total	£292,264

Percentage of Net Revenue to Capital Liability.

The Net Revenue after providing for the payment of the Ordinary Working Expenses, the Special and Abnormal Charges, and the Pensions and Gratuities was equivalent to 2·93 per cent. of the total loan liability.

Payment Received under the Provisions of Section 102 of Act No. 2716.

In conformity with the provisions of Section 102 of Act No. 2716, an amount of £7,620 14s. 7d. was appropriated by Parliament and paid to the Department to make good the decrease in revenue occasioned by the carriage at reduced rates of Victorian Coal purchased by the general public.

Railway Accident and Fire Insurance Fund.

The total amount credited to the Railway Accident and Fire Insurance Fund, inclusive of a contribution of £128 in respect of the St. Kilda and Brighton Electric Tramway, was £28,654, but the money at the credit of the fund was not sufficient to cover the payments made thereout (*vide* Appendix No. 7), and a temporary advance of £7,790 was accordingly obtained from the Public Account in conformity with the provisions of Section 111 of Act No. 2716.

Pensions and Gratuities.

The amounts paid in pensions and gratuities (to ex-employees or to their dependent relatives) were £107,995 and £13,337 respectively, or a total of £121,332, as compared with £105,685 and £17,753 respectively, or a total of £123,438, in the preceding year.

The number of employees in the Service on 30th June, 1916, who were entitled to either pension or compensation, was 1,193, by contrast with 1,317 at 30th June, 1915, *vide* Appendix No. 8.

Capital Expenditure.

	£	s.	d.
The total expenditure charged to Capital Account at 30th June, 1915, was ...	52,439,201	2	5
and during the year the expenditure so charged was as follows (for details see Appendix No. 9):—			
Construction of New Lines and Surveys...	360,678	6	0
Electrification of Melbourne Suburban Lines	690,482	11	0
Additions and Improvements to—			
Way and Works	738,525	1	0
Rolling-stock	504,340	17	5
Total Increase in Expenditure on Capital Account	2,294,026	15	5
so that the total expenditure charged to Capital Account at 30th June, 1916, was ...	54,733,227	17	10

Loan Funds.

	£	s.	d.
The total liability, at 30th June, 1915, in respect of Current Loans was	52,398,000	16	5

and during the year the additional amount allocated was as follows :—

	£	s.	d.
For Construction Works	1,871,540	0	0
For Redemption Purposes	1,347,450	0	0
	3,218,990	0	0
Less Amount redeemed	1,347,450	0	0
Net Increase for the year	1,871,540	0	0
so that the total liability, at 30th June, 1916, in respect of Current Loans was (*vide* Appendix No. 10)	54,269,540	16	5

	£	s.	d.
The proceeds of Loans, after deducting Discounts and Expenses (less Net Premiums received), amounted at 30th June, 1915, to	50,727,259	13	11
and as this amount was increased during the year ending 30th June, 1916, by	1,830,762	19	9
the total proceeds of Loans at 30th June, 1916, were ...	52,558,022	13	8
The difference between the increase in the proceeds of Loans and the net increase in the total amount of Current Loans allocated, which represents the Net Discount and Expenses for the year, was	40,777	0	3

Interest Account.

	£	s.	d.
The Interest Charges on Current Loans (*vide* Appendix No. 10) amounted to	1,921,981	16	8
In addition expenses were incurred by the Treasury in connexion with the payment of Interest to the extent of	5,124	19	8
The debit for Interest Charges and Expenses for the year 1915–16 was therefore	1,927,106	16	4

which represents an increase of **£159,300** as compared with the debit for the previous year.

Non-Interest Bearing Funds.

	£	s.	d.
The amount provided out of Consolidated Revenue for Railway Construction, Equipment, Stores, &c., and on which interest is not charged, was at 30th June, 1915	3,897,740	11	6
and further moneys (expended under Vote 98) were provided during the year out of Consolidated Funds and debited to Construction Works, to the extent of	2,581	2	0
The total amount so provided as at 30th June, 1916 (*vide* Appendix No. 5), was therefore	3,900,321	13	6

Capital Expenditure on Lines Closed for Traffic, and on Surveys of Lines not constructed.

Lines Closed for Traffic.	Miles.	Approximate Capital Cost.
		£
Dunkeld to Penshurst (dismantled)	15·87	50,000
Canterbury Loop Line (dismantled)	0·20	
Ashburton to Oakleigh	2·37	160,000
Fairfield Park to Deepdene	3·34	
Darling to Waverley	0·84	7,000
Lancefield to Kilmore	18·10	117,207
Fawkner Cemetery to Somerton	5·28	53,217
Geelong Race-course Line (dismantled)	1·96	5,317
Totals	47·96	392,741
Surveys for lines not constructed		406,356
Grand Total		£799,097

The interest charges upon such Capital, which is borne by the Railways and is wholly non-reproductive, would, at the rate of 4 per cent., amount to **£31,964** per annum.

St. Kilda and Brighton Electric Tramway.

The results of the operation of the St. Kilda and Brighton Electric Tramway by contrast with those of the preceding year are shown in detail in Appendix No. 11, and the principal items are as tabulated hereunder :—

	Year 1914–15.	Year 1915–16.
Number of Passengers	2,718,972	3,126,984
	£	£
Gross Revenue	22,614	25,580
Working Expenses	19,905	22,844
Net Revenue	2,709	2,736
Interest Charges and Expenses	3,428	4,697
Net Loss	719	1,961

The increase in the Working Expenses was mainly due to charges incurred in connexion with the duplication of the line between the Power House and Brighton Beach, heavy renewals of the track, increased car mileage, and the payment of higher wages to the staff.

	£
The Capital Expenditure at 30th June, 1916, on account of the construction of the line was	96,141
and of rolling stock	36,159
or a total of	132,300

The Capital Expenditure incurred during the year amounted to £30,574, made up as follows :—

	£
Duplication of the line between the Power-house and Brighton Beach	9,238
Erection of Sub-station at Elwood	8,735
Provision of new Car Shed at Elwood	2,986
Construction of new Rolling Stock	9,536
Sundry improvements	79
Total	30,574

Reconciliation with Treasury Figures.

The figures relating to the Revenue and Working Expenses as embodied in our accounts do not coincide with the figures quoted by the Treasury, because it is customary, in accordance with ordinary commercial practice, to credit the Revenue Account of each year with all the moneys which have been *earned* in such year, whether *received* in such year or not, and in like manner to debit the Working Expenses Account with the expenditure incurred during the same period; whereas in the Treasury it is the practice to credit or debit each year with the amounts actually received or paid during the year.

A reconciliation thereof has accordingly been embodied in Appendix No. 12, so that the apparent discrepancies between the two sets of figures may be readily appreciated.

Analysis of Goods Traffic.

The following statement embodies details of the increases and decreases of the different items classified under the heading of "Goods" by comparison with the preceding year :—

Item.	Tonnage.		Revenue.	
	Increase.	Decrease.	Increase.	Decrease.
	Tons.	Tons.	£	£
Wool	...	16,031	...	20,707
Wheat	899,505	...	449,038	...
Agricultural Produce other than Wheat	...	133,116	...	32,724
Firewood and Timber	33,351	...	9,896	...
Butter and other Dairy Produce	...	6,607	...	4,144
Fertilizers	...	5,723	...	503
Stone, Gravel, and Sand	...	34,435	369	...
Fish, and Fruit	40,645	...	19,679	...
Wine	...	603	...	711
"A," "B," "C," 1, and 2	16,614	...	60,782	...
Minerals	14,139	...	...	5,407
Miscellaneous	...	49,182	...	4,450
All other Goods	...	76,510	...	12,155
Haulage, Storage, Demurrage, &c.	...	...	22,616	...
Total	1,004,254	322,207	562,380	80,801
Net Increase over the preceding year...	682,047		£481,579	

Live Stock Traffic.

In consequence of the cessation of the movement of starving stock, and the depletion of flocks and herds occasioned by the drought, the revenue derived from the carriage of live stock was £139,744 less than that of the preceding year, or equivalent to 30·63 per cent., whilst the tonnage showed a decrease of 262,257 tons, or equivalent to a reduction of 36·65 per cent.

The following statement shows the number of trucks of live stock dealt with in the years ending 30th June, 1913, 1914, 1915, and 1916 respectively :—

Year ending 30th June.	Number of Sheep Trucks loaded with Sheep and Pigs.	Number of Open Goods Trucks loaded with Sheep.	Number of Cattle Trucks loaded with Cattle and Horses.	Total.	Percentage of increase (+) or decrease (−) by contrast with the preceding year.
1913 ...	51,588	1,101	38,335	91,024	...
1914 ...	56,457	3,731	41,902	102,090	+12·15
1915 ...	74,467	23,112	49,573	147,152	+44·14
1916 ...	53,002	945	40,559	94,506	−35·77

The Harvest.

The wheat yield, viz., 58,521,706 bushels, was much greater than in any previous season, the former record, in 1910–11, being only 34,813,019 bushels.

In consequence, however, of a lack of shipping the total quantity of grain hauled by the Department up till 30th June only amounted to 10,636,428 bags, which left a balance of 6,146,482 bags at country stations, whilst of the grain which had been brought to the seaboard 3,878,844 bags were stacked at and in the vicinity of Williamstown, and 1,786,694 bags at Geelong.

It became necessary owing to the abnormal yield and the exceptional conditions which prevailed to establish additional stacking sites at a number of country stations, and to acquire certain areas of private land, and construct additional sidings near Newport in order to provide adequate accommodation for the storage of grain at the seaboard.

The provision of the additional stacking sites and sidings involved a total expenditure of £25,036, of which £23,761 was a charge against Capital and £1,275 against Working Expenses.

New Lines of Railways.

During the year 225·34 miles of new railways were opened for traffic, and at 30th June, last, 138·50 miles were in course of construction. The details of the different lines are shown in Appendix No. 13.

Mileage of Railways and Tracks Open for Traffic.

The route mileage open for traffic and the mileage of the main tracks and of sidings are shown in Appendix No. 14 and compare thus with the corresponding mileages for the year 1914–15 :—

	At 30th June.		Average for Year.	
	1915.	1916.	1914–15.	1915–16.
	Miles.	Miles.	Miles.	Miles.
Route Mileage	3875·06	4100·40	3848·22	3954·86
Main Tracks	4217·36	4451·80	4190·52	4301·96
Sidings	743·58	795·13	713·45	764·98
St. Kilda and Brighton Electric Tramway—				
Main tracks	7·84	10·32	7·84	9·69
Sidings...	0·97	0·74	0·97	0·80

Electrification of the Suburban Railways.

The inauguration of electric traction has been retarded by the difficulties which have been experienced in obtaining the electrical equipment for the sub-stations and the Newport Power Station, because the workshops in England of Messrs. Siemens Brothers' Dynamo Works Limited, by whom the equipment was to have been supplied, were requisitioned by the Imperial Government for the manufacture of munitions. In order to lessen the delay in the completion of the scheme Mr. E. B. Jones proceeded to England in June last, and as a result of his visit it is now anticipated that sufficient plant will be received to admit of the Sandringham-Essendon and Flemington Racecourse lines being electrically operated in January, 1918, and the Williamstown, Williamstown Racecourse, Port Melbourne, and St. Kilda lines at brief intervals thereafter.

The electrical apparatus is in process of erection in the sub-station buildings at Newmarket and Newport, whilst the sub-stations at Middle Brighton, North Fitzroy, and Princes'-bridge are ready for the installation of the equipment as soon as it arrives from England.

The high-tension cables have been laid between the Newport Power Station and the sub-stations at Newmarket, Newport, and Princes'-bridge, and the work is in progress between the Princes'-bridge and Middle Brighton sub-stations.

The overhead equipment has been installed on the Flemington Racecourse line and between Sandringham and Prahran and Newmarket and Essendon, whilst good progress has been made with the work between Prahran and Newmarket and on the Williamstown line.

With the exception of minor details, the Jolimont car shed has been completed, and it is now equipped with overhead travelling cranes, but the delivery of the machine tools required for the overhaul and repair of the electric rolling-stock has been delayed by the war.

The General Electric Company continued to make satisfactory progress with the equipment of the Suburban Carriage Stock with the requisite electrical apparatus, and at 30th June, 158 trailer carriages had been fitted throughout, whilst the installation of the apparatus on 73 sliding-door and two swing-door motor coaches and 59 new underframes and bogies for swing-door motor coaches were in various stages of completion.

The first section of the plant at the Newport Power Station, comprising the boiler-house and its equipment, condensers, and turbo-alternators has been practically completed, whilst the switch and transformer house and offices and other buildings are approaching the final stages.

The total number of employees engaged on the work at 30th June was 1,160, and the expenditure which has been incurred during each financial year since the initiation of the scheme, exclusive of capital expenditure on the construction of new and the alteration of existing rolling-stock, is as shown hereunder :—

Year.	Working Expenses.			Capital.	Total.
	Way and Works Branch.	Rolling Stock Branch.	Total.		
	£	£	£	£	£
1912–13 ...	181	...	181	27,976	28,157
1913–14 ...	876	...	876	151,618	152,494
1914–15 ...	19,944	18,000	37,944	751,980	789,924
1915–16 ...	14,974	48,039	63,013	690,482	753,495
Total ...	35,975	66,039	102,014	1,622,056	1,724,070

The commitments under the respective contracts as at 30th June amounted to approximately £2,450,000, which does not include the proportion chargeable in respect of automatic signalling and the subsidiary schemes for the electrical operation of the plant of the metropolitan workshops.

Automatic Signalling.

In pursuance of the scheme for the installation of automatic signalling throughout the Suburban lines, an electro-mechanical machine has been installed at South Yarra, and the automatic signals are now in actual operation between Richmond and Hawksburn on the Caulfield line, and Richmond and Prahran on the Sandringham line.

The signal mains for the extension of the automatic system have been laid between South Yarra and Sandringham, and trunking for the reception of the mains and cables has been provided on the Caulfield, Williamstown, Essendon, and Sandringham lines.

The rail joints upon 57½ miles of single track have also been bonded, so as to complete the return circuit for the power utilized both for automatic signalling and the operation of trains under electrification, on the sections from Flinders Street to Sandringham and Toorak, Spencer Street to Essendon and Williamstown, and Newport to the Williamstown Racecourse, and on the Flemington Racecourse line.

A considerable amount of preliminary work has been accomplished in fixing the location of signals and the preparation of plans, designs, and contracts, whilst designs have also been prepared and standardized for certain apparatus which will be manufactured in the Departmental workshops.

After careful investigation, it was decided to adopt, in conjunction with the automatic system, the "three-position" method of signalling, by which an indication is given to the train crews as to whether the line for two sections in advance is occupied or otherwise, and the installation is giving entire satisfaction on the sections where it is now in operation.

It is anticipated that the introduction of the automatic system of signalling will enable an appreciable saving to be effected in the operating cost, apart from the greater safety and facility in train working which will be achieved.

Newport Workshops.

The work of remodelling and enlarging the Newport Workshops has been held in abeyance owing to the necessity to curtail Capital expenditure, but some preliminary work in connexion with the earth formation and laying of tracks was proceeded with.

New Locomotive Workshops at Ballarat and Bendigo.

The main Workshop buildings are practically completed, but owing to the concentration of practically the whole energies of engineering works in Great Britain upon the manufacture of munitions, it has not been possible to secure a large quantity of the machinery and plant requisite for the equipment and operation of the Shops.

The machines, however, are gradually being delivered and their installation proceeded with, and it is anticipated that the new Workshops will be in partial operation about the beginning of 1917.

Regrading of the Camberwell Line.

Operations upon this work have been retarded by the necessity to limit the expenditure of capital funds, and the staff engaged upon it was in consequence appreciably reduced in February last, but steady progress has been made, and temporary lines have been constructed for the conduct of the traffic between Power-street, Hawthorn, and East Camberwell, whilst considerable progress has been made with the earthworks to admit of the construction of the line at its permanent level.

The diversion of the traffic to the temporary lines necessitated the construction of temporary stations at Glenferrie, Auburn, and Camberwell, and six temporary bridges have been constructed to admit of the carriage of material which is being obtained between Auburn and East Camberwell for the construction of the embankment between Hawthorn and Auburn.

The erection of the permanent station buildings at Auburn and Glenferrie has been commenced, and also the construction of the permanent bridges at Albert-street, Auburn-road, Henry-street, John-street, and William-street, at which the level crossings will ultimately be abolished.

Good progress has also been made with the provision of a retaining wall between Tara-street and Burwood-road, which varies from 17 feet to 24 feet in height, as well as with the drainage, water supply, and other subsidiary works.

Regrading and Duplication of the Caulfield Line.

The regrading and duplication of the line have been completed, and the duplicated tracks are in operation, but in consequence of the need for the exercise of economy it has not been possible to utilize the increased facilities to the full advantage, and so furnish the residents, particularly of the localities beyond Caulfield, with the additional conveniences which would have been afforded under normal conditions.

The erection of new station buildings on the street level at South Yarra will be completed within a few months.

Flinders-street Viaduct.

The duplication of the Viaduct has been completed, and the renewal and strengthening of the old structure is in progress. Between Market-street and King-street, the old girders and arches have been removed and the new piers, abutments, steelwork, and decking have been finished, whilst a commencement has been made with the demolition of the old arches between King-street and Spencer-street.

New Shipping Shed.

The original plans for the construction of this shed provided for a building 1,475 feet in length, but in view of the decision of the Melbourne Harbor Trust to provide vehicular access to the piers at Port Melbourne, which it is considered will involve a diversion of some of the traffic which otherwise would have been catered for by rail, it has been decided to erect a shed only 930 feet in length.

In consequence of the difficulty in obtaining the requisite steelwork, progress upon the main building has been retarded.

The new four-track three-span steel bridge over Montague-street has been completed, and the level crossing at Ferrars-street closed. The necessary retaining walls, diversions of right-of-way, alterations to gas and water mains, &c., have also been finished, and the main Port Melbourne lines regraded and diverted between Clarendon-street and Ingles-street.

Bulk Handling of Grain.

In fulfilment of an agreement entered into with the Honorable the Minister, a comprehensive report was furnished by Messrs. John S. Metcalf Company Limited in regard to the bulk handling of grain, after the representatives of the company had traversed practically the whole of the wheat-growing areas of the State, in company with Mr. C. Miscamble, Superintendent of Goods Train Service, and Mr. F. W. Box, Engineer, Way and Works Branch.

Subsequently the report was carefully analyzed by a Departmental Committee, and on 4th May last we advised the Honorable the Minister that, although not concurring in all respects with the conclusions arrived at in the report, we were satisfied that the proposed scheme was generally acceptable, and that it would be advantageous to establish a system of bulk handling of grain in Victoria.

Pilfering of Goods.

Continued efforts have been made to minimize the loss and inconvenience arising from the pilfering of goods, and a large staff of employees is engaged in the endeavour to detect offenders and prevent theft.

The following statement indicates the number of prosecutions before the courts, and of charges against employees which have been conducted before the Board of Discipline in cases in which the evidence was not sufficiently definite to support a criminal prosecution, during each of the past three years :—

Year ending 30th June.	Court Prosecutions against—				Charges against Employees before Board of Discipline.	
	Outsiders.		Employees.			
	Number Prosecuted.	Number Convicted.	Number Prosecuted.	Number Convicted.	Number of Charges.	Number of Employees Dismissed.
1914	22	17	30	22	9	8
1915	30	25	22	19	22	22
1916	34	33	36	32	17	16

Ticket Checking and Irregularities.

For some years past the ordinary methods of detecting persons travelling irregularly by rail have been supplemented by the employment of Special Checkers upon both Suburban and Country lines, as well as by the Conductors who are now employed on all main line country passenger trains, and whose duties include the checking of tickets, whilst "Flying Gangs" have also been utilized to a limited extent at Suburban stations.

The methods thus adopted, owing to the element of surprise in the case of the Special Checkers, and to the thoroughness of the check in the case of the Conductors, have resulted in the detection of a very large number of offenders, and the number of irregularities reported during the past two years is shown hereunder :—

	Year ending 30th June— 1915.	1916.
By Special Checkers on suburban trains and barriers ...	2,726	2,563
By Special Checkers on country trains	976	1,225
By Conductors on country trains	3,427	3,964
By Flying Gangs on suburban trains	392	410
Total ...	7,521	8,162

Many of the irregularities so reported are of an entirely technical or trivial character, but in the more flagrant and serious cases the offending passengers have been prosecuted in the courts, and during last year 1,321 prosecutions of this character were conducted, and the Department was successful in securing a conviction in 1,300 instances.

The large number of irregularities which still occur indicates the necessity for the special measures which have been taken to safeguard the revenue of the Department, and affords every justification for the employment of the staff engaged upon this class of work.

Train Mileage and Train Loads.

The train services on a number of Country lines were curtailed as from September last, and, although in some instances the services were either wholly or partly restored in order to provide extra facilities during the summer months and for the increasing traffic, the train mileage of Country passenger and mixed trains was 450,373 miles less than that of the preceding year.

In October, 1915, the Suburban train service was also reduced, involving a saving of 427,024 train miles per annum, whilst as from 1st March, 1916, the service on the whole of the Suburban lines was re-arranged so as to equalize as far as practicable the intervals between trains during the slack and busy portions of the day respectively, and a further saving at the rate of 50,596 miles per annum was achieved. The reductions in the regular Suburban train service which were thus introduced during the year resulted in a saving of train mileage at the rate of 477,620 miles per annum, or equivalent to approximately 335,000 for the financial year, and whilst there was an increase in the mileage of military and other special trains, a reduction of 306,746 miles was actually achieved in the Suburban train mileage by comparison with the preceding year.

Despite the reductions in the train service, the revenue from the passenger traffic on Country lines increased by £171,901, but this amount includes the additional revenue derived from the higher fares which became effective on 1st October, and which it was estimated would increase the revenue from Country passengers to the extent of £82,500 per annum, or £68,750 for the financial year.

The Suburban passenger revenue also showed an increase of £10,805, but as a sum of approximately £40,275 was gained from the higher fares, there would but for that fact have been a decrease of £29,470. Investigation, however, discloses that the reduction in the train service was the cause of only a slight proportion of the decrease in traffic, and actually resulted in a net gain.

The goods train mileage decreased by 719,552 miles, despite the fact that the tonnage hauled was 419,790 tons in excess of the preceding year.

The total saving of 1,476,671 train miles by comparison with the preceding year is highly satisfactory, and whilst the value of this comparison is impaired by the abnormal conditions in 1914-15, a decrease was also achieved to the extent of 1,202,111 miles, by comparison with 1913-14, when normal conditions prevailed and the revenue was £144,205 less than last year.

The average load of mixed trains during the year was 70 per cent. of the authorized load over the ruling grades by comparison with 64 per cent. in the preceding year and 63 per cent. in 1913-14. Similarly, the average load of goods trains was 83 per cent. of the authorized load by comparison with 78 and 77 per cent. respectively in the two previous years.

Tramway Competition.

The operation of electric tramways within the Suburban Area has seriously affected the revenue of the Department, and from a comparison between the railway receipts before and after the construction of each tramway, it is estimated, after making allowance for the natural increase in revenue from the Suburban lines as a whole, that the loss per annum resulting from the competition of the electric tramways is as indicated hereunder :—

System.	Tramway.	Effect on Railway Revenue per Annum.	
		Approximate Increase.	Approximate Decrease.
		£	£
Essendon	Keilor-road and Maribyrnong-River	—	10,290
Prahran—Malvern ...	High-street	—	18,272
	Dandenong-road	—	2,316
	Balaclava-road	757	—
	Glenferrie-road	—	6,051
	Glenhuntly road	—	52
	Malvern-road	—	460
	Kew Extension	—	3,504
Hawthorn—Camberwell ...	Princes-bridge—Burwood ...	—	20,000
	Totals	757	60,945

We realize the existence of a public need for the construction of some of these tramways, despite the competition with the railway service, but we strongly opposed the route proposed for other lines, and particularly that from Princes-bridge to Wallen-road, Hawthorn, in connexion with the tramway to Burwood. Between Hawthorn and the terminus at Burwood this tramway serves residents of a district who live comparatively remote from a railway, but we consider that the competition which has been created by the provision of the tramway in close proximity to, and parallel with the railway line between Burnley and Princes-bridge, and which is resulting in a large loss of railway revenue, was not justified by circumstances, inasmuch as it benefits a comparatively small number of people whilst the State as a whole has to bear the loss which the railways are sustaining.

So long as the existing principle governing the construction of tramways is continued the proposition that the railways should, in some degree, be compensated from the tramway receipts for the loss of revenue resulting from the competition of the trams, though open to criticism, is perhaps on the whole an equitable arrangement ; but we consider that the adoption of such a scheme should not be regarded as finally disposing of the problem arising from the conflicting interests of the railway and tramway systems, and that it is of vital importance that a close oversight should be established upon the construction and route of new tramways, in order that the money invested in the railway system may not be partially deprived of its reproductive capacity by the expenditure of public funds in the provision of tramway facilities in localities which are reasonably catered for by the railways.

There is no doubt that the tramways have secured traffic by the recent increase in Suburban fares, but we are opposed to any extension of the discrimination made in favour of certain localities where tramway competition was established a number of years ago, and we are convinced that on the whole the Department would lose rather than gain by a reduction of the existing fares, which, especially in the case of daily and monthly tickets, compare more than favorably with those in other States, as indicated by the following statement, whilst the rates for all classes

of periodical tickets, generally speaking, afford a cheaper means of transit than is available on the tramway systems:—

Miles.	Class of Tickets.	Victoria.			New South Wales.			South Australia.			Queensland.			Western Australia.		
		£	s.	d.	£	s.	d.	£	s.	d.	£	s.	d.	£	s.	d.
5	1st single ...	0	0	5	0	0	5	0	0	6½	0	0	5	0	0	6
10	1st single ...	0	0	8	0	0	9	0	1	1	0	1	0	0	1	1
5	2nd single ...	0	0	4	0	0	4	0	0	4½	0	0	3	0	0	4
10	2nd single ...	0	0	6	0	0	6	0	0	9	0	0	8	0	0	8
5	1st return ...	0	0	8	0	0	9	0	0	10	0	0	8	0	0	9
10	1st return ...	0	1	0½	0	1	6	0	1	7½	0	1	9	0	1	8
5	2nd return ...	0	0	6½	0	0	7	0	0	7	0	0	5	0	0	6
10	2nd return ...	0	0	9½	0	1	0	0	1	1	0	1	1	0	1	0
5	1st monthly ...	0	15	0	0	19	3	0	15	6	0	17	0	0	17	6
10	1st monthly ...	1	1	0	1	7	3	1	5	6	1	3	9	1	9	6
5	2nd monthly ...	0	10	6	0	13	0	0	10	4	0	11	3	0	11	0
10	2nd monthly ...	0	16	0	0	18	0	0	17	0	0	16	0	1	1	0
5	1st quarterly ...	2	0	6	2	6	3	1	18	9	2	3	6	2	2	0
10	1st quarterly ...	2	17	0	3	5	6	3	3	9	3	0	6	3	10	10
5	2nd quarterly ...	1	8	6	1	11	0	1	5	10	1	8	9	1	6	5
10	2nd quarterly ...	2	3	6	2	3	0	2	2	6	2	0	9	2	10	5
5	1st half-yearly ..	3	17	0	4	3	0	3	13	8	3	18	3	3	11	5
10	1st half-yearly ..	5	8	6	5	17	6	6	1	2	5	9	0	6	0	5
5	2nd half-yearly ...	2	14	6	2	15	9	2	9	2	2	11	9	2	5	0
10	2nd half-yearly ...	4	3	0	3	17	6	4	0	10	3	13	6	4	5	9
5	1st yearly ...	7	10	6	7	9	6	7	0	0	7	8	6	6	8	6
10	1st yearly ...	10	12	0	10	11	9	11	10	3	10	7	0	10	16	9
5	2nd yearly ...	5	6	6	5	0	6	4	13	4	4	18	6	4	1	0
10	2nd yearly ...	7	15	0	6	19	6	7	13	6	6	19	6	7	14	5

The loss of revenue resulting from the tramway competition could, we consider, be reduced by an appreciable improvement of the facilities now afforded by the Suburban railway service, but not to such an extent as to offset the additional expenditure involved. We confidently anticipate, however, that when the electrified services come into operation, and a speedy train service can be provided, and the number of trains during the slack portions of the day greatly increased at a relatively small cost, a fair proportion of the traffic which has been transferred to the trams will be regained by the Department.

Way and Works Branch.

The Way and Works were maintained in good working order and repair throughout the year, *vide* the certificate of the Chief Engineer in Appendix No. 2.

During the year 127 miles of track were relaid with steel rails, as indicated hereunder:—

Description of Rails.	Miles of track relaid.
New 100 lb.	3·2
New 80 lb.	112·0
Serviceable 100 lb. and 80 lb.	1·9
Serviceable 75 lb., 66 lb., and 60 lb., released from other lines by the substitution of heavier rails	9·9
Total	127·0

of which 107·5 miles were relaid with heavier rails in order to provide serviceable steel rails for the construction of new lines of railway and new sidings.

The tracks were strengthened by 19,614 additional sleepers, 158,016 sleepers were renewed, and 97 miles of fencing were rebuilt.

Seven hundred and eight interlocked levers were installed at 28 places, making the total number of interlocked levers in use at 30th June 10,585 at 812 places, and the proportion of interlocked places 77·55 per cent.

One hundred and forty-seven sets of staff or Annett lock gear were provided at 85 intermediate non-staff stations, and 37 sets of plunger locking gear were installed at 24 staff stations.

The sections of line from Camberwell to East Camberwell, Hawthorn to Glenferrie, and between Posts Nos. 2 and 4 at Canterbury, as well as the Port Melbourne New Pier Line and the crossovers at the Down end of Bacchus Marsh station, were tracklocked.

Sixteen sections were equipped with electric staff, twenty-five were tracklocked, and three were fitted with Winter's Block apparatus.

Rolling Stock Branch.

The whole of the Rolling Stock in use, and the machinery and tools, were maintained in good working order and repair—*vide* the certificate of the Chief Mechanical Engineer, in Appendix No. 3; and inventories of the Rolling Stock in existence at 30th June, 1916, based on numbers and capacity, respectively, are embodied in Appendices Nos. 15 and 16.

In addition to the removal from the register of the Rolling Stock which was broken up, &c., during the year (*vide* Appendix No. 16), seventy carriages of obsolete type were written down from one-half to one-fourth of their internal floor area, and one hundred and fifty-eight trucks were reduced to the tonnage capacity represented by their value as scrap materials.

The contract for the first twenty "DD" class locomotives allotted in 1912 to Messrs. Thompson and Company, Castlemaine, was completed, and ten locomotives of their second contract were delivered, whilst a contract for a further twenty "DD" class engines has been let to this firm.

Contracts to the value of £28,882 were let to a number of Victorian firms for the supply of parts of Rolling Stock.

The output of Rolling Stock during the year is as indicated in the following statement :—

Description.	Number manufactured.	
	At Newport.	By Contractors.
LOCOMOTIVES.		
"A2" class, for heavy passenger service	14	..
"DD" class, for passenger and goods service	2	18
Narrow-gauge	1	..
Steam crane	1	..
Total	18	18
CARRIAGE STOCK.		
Sliding-door suburban car-vans (*i.e.* motor coaches for electric service)	88	..
Total	88	..
VAN STOCK.		
Goods vans	3	..
Total	3	..
TRUCK STOCK.		
Fifteen-ton open goods trucks	229	300
Fifteen-ton coal hopper trucks	14	..
Cattle trucks	19	..
Bogie flat trucks	5	..
Bogie open goods trucks	44	..
Louvre trucks	50	..
Water trucks	15	..
Refrigerator trucks	31	..
Carriage trucks	2	..
Total	409	300

The construction of new suburban sliding-door carriages and the alterations to the existing suburban bogie carriages to admit of their utilization in electric service have been well advanced, and the progress which has been made with the work is as shown hereunder :—

—	Total No. required for Electrification.	Output during 1915-16.	Total No. Completed at 30th June, 1916.	Balance to be completed.
Motor Coaches—				
Construction of new sliding-door cars ...	195	88	120	75
Alteration of bodies of swing-door cars	177	43	124	53
Manufacture of new underframes and bogies	177	44	77	100
Trailers and Driving Trailers—				
Alteration of bodies of existing cars ...	357	129	245	112

Two locomotives, one of the "DD" class and one of the "A2" class, were fitted with superheaters, and as they have fulfilled expectations in regard to economy in fuel and water consumption, arrangements have been made to similarly equip a number of additional locomotives.

The pattern consolidation locomotive, referred to in our last Report, for the haulage of goods traffic on main lines, is under construction at the Newport Workshops, and it is anticipated that it will be completed during the year.

Stores Branch.

The value of the Stock of Stores at 30th June, 1916, as per the certificate of the Chief Storekeeper (*vide* Apppendix No. 4) was £1,022,196, or £66,037 in excess of the value of the Stock at 1st July, 1915.

The increase is to a large extent attributable to the higher prices of stores and materials, and to the necessity to hold sufficient stocks to safeguard the Department because of the difficulty in obtaining supplies under the present abnormal conditions.

Dining Car Service.

The Dining Car Service has been maintained to a satisfactory standard, and has yielded an appreciable increase in revenue, as will be observed from the following comparison of the receipts during the past three years :—

—	Year 1913-14.	Year 1914-15.	Year 1915-16.	Increase over 1914-15.
	£	£	£	£
Sydney Express ...	8,155	8,132	9,430	1,298
Adelaide Express ...	4,442	3,953	4,963	1,010
Mildnra Line	1,011	979	1,455	476
Total	13,608	13,064	15,848	2,784

Munitions of War.

The manufacture of gauges and high explosive shells in the Munitions Shop at Newport was continued, and other experimental work in connexion with 4·5-in. and 6-in. shells was undertaken at the request of the Defence Department. The Munitions Shop has been a source of interest, and the methods in operation have been demonstrated to engineers and others in this and the adjoining States. In consequence, however, of the fact that some of the steel used in the manufacture of the shells was not considered to be of satisfactory quality, the percentage of shell cases finally accepted was much lower than was anticipated.

Munition work at Newport has, however, been discontinued in accordance with the desire of the Commonwealth Government, but the workshop, plant and staff are being profitably utilized in the performance of other work.

Ambulance Organization and Equipment.

Extended facilities have been afforded the staff to qualify in "First Aid," and the classes of instruction at the different centres have been well attended. A total of 3,893 employees now hold certificates of competency, and a large number of others, although they have not passed the prescribed tests, have gained useful knowledge and are competent to render "First Aid." Additional equipment, as will be seen from the following figures, has also been provided:—

Item.	At 30th June, 1915.	At 30th June, 1916.	Increase.
Stretchers	1,258	1,346	88
Medical Chests	78	78	...
Ambulance Boxes	678	720	42
Hand Litters	10	10	...

The annual competitions between corps and individual employees respectively, from all parts of the State, were again successful, and the interest of the staff in these demonstrations, and their value as an incentive to qualify in First Aid, are indicated by the large number of entries, which were double the number in the previous year.

The Staff.

During the year, 279 new appointments were made to the permanent staff, as shown hereunder :—

Apprentices	227
"Five-year Casuals" entitled to permanent appointment under Act No. 2310 ...	25
Officers and Employees of "known ability" appointed by Order-in-Council under Section 142 of Act No. 2716	27
Total	279

but as there was a loss of 379 employees in consequence of retirements, deaths, resignations, dismissals, &c., the net decrease in the permanent staff was 100.

At 30th June, 1916, there were 23,023 employees in the service, of whom 13,393 were attached to the permanent staff, and 9,547 were engaged in temporary capacities, in addition to 83 office cleaners and other female employees who enjoy all the privileges of permanency.

The number of supernumeraries was decreased by 3,990, due mainly to the restriction of expenditure upon works and rolling stock.

Despite the decrease in the number of supernumerary employees, it is recognised that the employment of so many men in a temporary capacity would under normal circumstances be undesirable, especially as a large proportion of those who have been retained occupy positions of a permanent character, but generally speaking, we consider that further permanent appointments should not be made until the expiration of the war, so that returned soldiers may receive the benefit of the preference for permanent appointment which has been conferred upon them by the provisions of Act No. 2184. So much difficulty and expense, however, have been occasioned by the temporary employment in a clerical capacity of men and youths whose training does not give them the necessary aptitude for this class of work, that we propose to invite applications at an early date for a number of permanent junior clerks. In addition, we intend to proceed with the appointment of a number of apprentices, in accordance with the usual custom, in sufficient time to admit of their commencing the theoretical portion of their training at the Working Men's College at the beginning of 1917.

The amount paid as Salaries and Wages respectively during the past three years to the staff, excluding men attached to co-operative labour parties, is as shown hereunder :—

Year ending 30th June.	Amount of—		Total Salaries and Wages.
	Salaries.	Wages.	
	£	£	£
1914	477,118	2,864,337	3,341,455
1915	518,577	3,148,674	3,667,251
1916	522,704	3,036,189	3,558,893

The Staff and the War.

The manner in which the employees of the Victorian Railways have responded to the call for Volunteers for service abroad is indicated by the fact that out of a total of approximately 15,111 employees within the prescribed age limits, no fewer than 3,220 have been granted leave of absence to undertake Military service, so that the total number of enlistments represents 21.3 per cent. of the total number of employees of eligible age.

Such a record is highly creditable to the Staff, and demonstrates that the men of the Victorian Railways have a full sense of their responsibilities to the Commonwealth and to the Empire.

We regret that up to the present 104 employees are known to have been killed or to have died whilst on active service, and we desire to here place on record our sympathy with the relatives of the men who have sacrificed their lives for their country.

The names and avocations of the employees who have joined the Expeditionary Forces are embodied in this Report, *vide* page 27.

Patriotic and Red Cross, &c., Funds.

We again desire to place on record our appreciation of the splendid generosity of the employees in contributing to the different patriotic funds, and of the gratuitous services rendered by employees in patriotic movements throughout the State, and particularly by the men of the Arden-street workshops, in the manufacture of articles for Red Cross purposes, and the men of the Newport workshops in a similar direction and in the making of emblems for sale on behalf of different Patriotic Funds.

The subscriptions of employees amount to £32,169, and the money has been allocated to the different Funds as indicated hereunder:—

Belgian Relief Fund	£3,345
Unemployment Fund	9,135
Victorian Red Cross Fund	13,200
French Red Cross Fund	6,184
Southern Cross Tobacco Fund	986
Total	£32,850

General Review.

In each of our Annual Reports of the past three years we have directed attention to the retrogression in the financial results of the railways, consequent, on the one hand, upon the gradual increase in the rates of pay of the staff, and, on the other hand, upon the reductions in freights and fares which have been made in recent years.

That retrogression has been remedied to some extent by the increased freights and fares which became operative as from 1st October last, and which had the effect of augmenting the revenue by approximately £260,000 per annum ; but

on the basis of the business of the year under review it is estimated that the total reductions in freights and fares since the year 1906 amount in value to £470,000 per annum, so that the gross revenue is still £210,000, per annum less than it would have been if the concessions in freights and fares since 1906 had not been granted.

On the other hand, there has been a steady advancement of the basic wage of employees, viz., from 6s. 6d. per day in 1905–6 to 8s. per day in 1914–15, and the classification of superior grades has been bettered in a more or less corresponding ratio, whilst since 1st July, 1915, the minimum remuneration for adult labourers has been raised to 8s. 6d. per day by the grant of an allowance of 6d.—or in some cases 1s.—per day, consequent upon the high cost of living arising from war conditions.

Moreover, the conditions under which the staff are employed as regards travelling and incidental expenses, payment for Sunday duty and overtime, and a number of other minor matters, have been liberalized, and an exhaustive analysis discloses that the value of the concessions granted to the staff since 1905–6 amounted in 1915–16 to no less than £752,978 of which £135,536 was chargeable to Capital, and £617,442 to Working Expenses.

In other words, if the Railways had been operated in 1915–16 under the same conditions as regards pay and conditions of employment as in 1905–6, the Working Expenses would have been less than is actually the case by £617,442.

The increase in the cost of labour, as well as in the price of materials generally, has not, of course, been confined to the Railways, but is common to practically all trade activities, and we feel that we cannot too strongly stress the point that such increases in outside businesses have invariably been followed by at least an equivalent increase in the price of the different classes of goods, &c., and that the higher wages bill has accordingly been borne by the consumer; whilst in the Railway Department, despite increased wages and improved conditions of employment which have affected the Working Expenses to the extent of £617,442 per annum in a period of ten years, the freights and fares have actually been *decreased* by £210,000 per annum in the same period.

It is obvious that under these circumstances the Railways cannot produce satisfactory financial results, but in appraising the operations of the Department these adverse and material influences are frequently, if not invariably, overlooked, and we desire to again point out, as mentioned in our last Report, that—

> "The gradual, yet appreciable, increase in the percentage of working expenses to gross revenue which has occurred during the past few years has apparently led to the erroneous conclusion that the operations of the Department are not at present conducted as economically as in earlier years; but a comparison of the results of working of any two years is obviously not only fallacious, but valueless, unless the conditions are substantially alike in both periods, and in any contrast all the essential factors should obviously be taken into consideration in order to reach a logical conclusion."

In order that a reasonable contrast may be presented, we append the following comparison between the results of working in 1905–6 and 1915–16 in respect of—

(1) The revenue per traffic train mile: and
(2) The percentage of working expenses to gross revenue,

which furnish a reasonable criterion of the economic administration of the Railways.

(1) Revenue per Traffic Train Mile.

In 1905–6 the traffic train mileage was	9,392,069 miles
and the gross revenue amounted to	£3,787,619
so that the revenue per traffic train mile was	8/0·79d.
whilst in 1915–16 the traffic train mileage was	13,826,538 miles
and the gross revenue amounted to	£5,705,163
so that the revenue per traffic train mile was	8/3·03d.
or an increase by contrast with 1905–6 of	2·24d.

This comparison is in itself satisfactory, but if the business of 1915–16 had been conducted with the same fares and freights as existed in 1905–6, the revenue for 1915–16, after allowing for the fact that certain of the concessions, which have been previously referred to, were operative in a portion of 1905–6, and that the increases in freights and fares were likewise operative for only a portion of last year, would have been increased by £225,000
and would thus have amounted to £5,930,163
and on this basis the revenue per traffic train mile would have been ... ... 8/6·93d.
or an increase by comparison with the year 1905–6 of ... ... 6·14d.

(2) Percentage of Working Expenses to Gross Revenue.

In 1905–6 the working expenses (exclusive of Special and Abnormal Charges) were £1,999,023
and the percentage of working expenses to gross revenue was ... 52·78
whilst in 1915–16 the working expenses (exclusive of Special and Abnormal Charges) were £3,705,148
and the percentage of working expenses to gross revenue was ... 64·94
so that the percentage of working expenses to revenue in 1915–16 increased by contrast with 1905–6 to the extent of ... 12·16

For comparative purposes, however, a deduction representing the value of concessions to the staff during the period of ten years should be made, and which, excluding the proportion allocated to Special and Abnormal Charges, amounted to £575,533
as well as for the increased price of coal, which represented a sum of— £111,622
or a total deduction for the year of £687,155
thus leaving for comparative purposes a sum of £3,017,993

On the basis of this figure (£3,017,993) for working expenses, and of a revenue of £5,930,163, which would have been earned in 1915-16 if the fares and freights operative in 1905–6 were also effective in 1915–16, the percentage of working expenses to gross revenue in 1915-16 would have been ... 50·89
by contrast with the percentage in 1905-6 of ... ... 52·78
or a decrease of ... ... 1·89

In this comparison only the principal influences upon the results of working have been taken into consideration, and we, of course, realize that the heavy expenditure which has been incurred in the construction of superior locomotives and trucks and the provision of improved working facilities has materially improved the reproductive value of the railway system; but the effect of such factors is fully off-set by other items, which have also been excluded from the comparison, such as the largely increased price of all stores and materials, the more than proportionate increase in the cost of maintenance and repair of Rolling Stock by comparison with the business transacted owing to the provision of a more adequate supply of Rolling Stock, the construction of a large mileage of new lines which at the outset cannot be expected to produce a profit, the carriage at half rates of Military and Naval traffic producing a revenue of £119,034, as against a sum of only £10,045 (which included some traffic carried at two-thirds rates) in 1905–6, and a number of other minor causes.

The foregoing comparison clearly demonstrates that the retrogression in the financial results is due, not to any failure or extravagance in operation or administration, but simply to two main factors, viz., the net deductions in fares and freights and the higher average payments to the staff.

At the same time the deficits which have resulted during the past two years are matters for serious concern, and naturally occasion anxiety as to the expectations of the future ; but the conditions at the present time are so abnormal, and a return to anything like past conditions is so much a matter of conjecture, that it is impossible to predict whether the existing fares and freights can again be relied upon to cover the Working Expenses and Interest Charges.

Apart from the uncertainty as to the scale of wages which will operate after the conclusion of the war—and which will depend to a large extent on the cost of living—the period of excessively heavy expenditure on works of varying magnitude involving considerable debits against Working Expenses will in all probability appreciably decrease within two or three years, whilst the outlay on the electrification of the Suburban Railways, which in addition to the charges against Capital has necessitated a considerable debit to Working Expenses and a very large increase in the Interest Charges, will, as the electrified lines come into operation, become revenue producing, and bearing those factors in mind, the prospects of the future are decidedly more promising than the present.

In the years prior to 1905-6, when a series of deficits occurred, the then existing freights and fares were not increased in order to balance the Railway finances, and surpluses were subsequently achieved which helped materially to eliminate the previous losses; and in view of the financial stability of the State we are of opinion that this course should again be adopted, and that the existing freights and fares should be retained until such time as the present abnormal conditions disappear and a more reliable forecast can be made of the financial results of operation.

In the meantime, however, it will be incumbent on us to conduct the business of the Department in the most economical manner possible, and so long as the abnormal conditions prevail, it is our intention to continue to afford only such facilities as are absolutely necessary for the traffic, to withhold that measure of added convenience which might reasonably be expected in normal times, and to only sanction expenditure upon new works and improvements in station and other accommodation which are essential for the traffic and efficient working.

A close purview will continue to be exercised on the train mileage and on the train loads so that improved results may continue to be achieved, and for some time past an officer has been solely engaged in watching the movements of mixed and goods trains, particularly at depôt and roadside stations, in order to minimize delays and obviate "standing" time and thus save expense in operation. In addition a committee of officers has been engaged in an investigation of the work performed by the clerical staff in the Head Offices, the workshops, and the principal metropolitan and country depôts, with a view to the simplification of methods, concentration of work, increase of efficiency and curtailment of expenditure.

In our previous Report we expressed accord with the principle of the construction of new lines which would tend to open up new areas and develop the resources of the State, because we realize that the observance of a sound policy of construction must be productive of beneficial results, and that a loss in the earlier years is not too great a price to pay for the advantages which will be subsequently gained; but we desire to invite attention to the paucity of settlement in many districts contiguous to existing as well as to new lines, and to urge that an endeavour be made to develop such areas in the interests of the Railways and of the State generally.

State Coal Mine.

A profit of £1,589 0s. 4d. resulted from the operation of the State Coal Mine during the year, after making allowance for interest and depreciation charges and a contribution to the sinking fund.

The gross output of coal for the year amounted to 452,799 tons, of which quantity 275,658 tons were consumed by this Department, 12,318 tons were disposed of to other public Departments, and 145,546 tons of slack coal were sold to the public. The balance of 19,277 tons is accounted for by local consumption, sales to miners, waste, &c.

The Mine furnished employment to an average number of 1,015 employees, and the total sum expended in wages for the year was £159,065, the net average earnings of the miners, after deducting the cost of explosives and lights, amounting to 14s. 6·16d. per day.

During the year the Mine was closed, owing to strikes or stop-work meetings, for 36 days, resulting in a reduction in the time worked by the men of approximately 30,000 shifts representing £14,460 in wages, and also decreasing the output of coal by 62,900 tons.

The output of coal was also adversely affected by the enlistment of a number of skilled miners, and the inability to obtain the services of competent men elsewhere.

Acknowledgment of Services of Staff.

We have pleasure in recording the fact that the Officers and Employees continued to perform their duties in a satisfactory manner, and we desire to express our appreciation of the valued assistance and good service which they have rendered.

Appendices.

The Balance Sheet for the year, and Capital, Revenue, and Expenditure Accounts and Statements, as well as Statistical and other information, Statistical Diagrams and Maps, are embodied in the Appendices, a list of which is given on page 76.

We have the honour to be, Sir,

Your obedient Servants,

C. E. NORMAN, Chairman, } Victorian Railways
L. McCLELLAND, } Commissioners.

ROLL OF HONOUR.

NAMES OF EMPLOYEES WHO HAVE ENLISTED FOR SERVICE IN CONNEXION WITH THE WAR.

Name.	Branch.	Grade.	Date.
Abbott, H. E.	Transportation	Operating Porter	10.4.16
Abbott, J. A.	Rolling Stock	Apprentice	21.1.15
Abraham, J. J. A.	Accountancy	Clerk	10.7.15
Adams, A.	Way and Works	Labourer	19.8.14
Adams, G.	Rolling Stock	Lad Labourer	16.3.16
Adeney, T. W.	Rolling Stock	Draftsman	19.8.14
Addicoat, A. L.	Transportation	Clerk	15.7.15
Addison, G.	Electrical Engineering	Shedman	16.3.16
Addy, G. R.	Rolling Stock	Fitter and Turner	6.5.16
Aggar, A.	Electrical Engineering	Labourer	26.6.15
Ahearn, J.	Way and Works	Labourer	17.7.16
Ahlston, A. C.	Rolling Stock	Engineering Assistant	16.1.15
Ailes, D.	Rolling Stock	Forge-furnaceman	20.3.16
Alcock, S. F.	Way and Works	Repairer	31.1.16
Aldred, A. B. C.	Way and Works	Lad Labourer	6.3.16
Aldred, C. A.	Way and Works	Painter	31.7.15
Alexander, T. H. A.	Rolling Stock	Stoker	5.6.16
Alford, G. T.	Transportation	Operating Porter	17.7.15
Allan, A.	Rolling Stock	Labourer	16.9.15
Allan, A. E.	Transportation	Lad Porter	14.1.15
Allan, A. T.	Transportation	Clerk	20.8.14
Allan, G.	Transportation	Shunter	2.8.15
Allan, J. P.	Rolling Stock	Labourer	22.3.15
Alldis, W. P.	Telegraph	Gas Fitter	22.4.16
Allen, A. E.	Rolling Stock	Engine Cleaner	24.8.14
Allen, E. L.	Way and Works	Laboratory Attendant	26.5.15
Allen, J.	Rolling Stock	Fitter	31.1.16
Allen, J.	Rolling Stock	Fireman	15.2.16
Allen, J. G.	Rolling Stock	Engine Cleaner	18.8.14
Allen, Thomas	Rolling Stock	Fireman	19.7.15
Alley, E. J.	Rolling Stock	Buffer Repairer	10.2.16
Amor, B. T.	Transportation	Porter	31.1.16
Anderson, A. G.	Transportation	Stower	29.5.15
Anderson, C.	Rolling Stock	Lad Labourer	6.11.15
Anderson, D. C.	Rolling Stock	Apprentice	21.6.15
Anderson, E. J.	Transportation	Special Inquiry Officer	22.8.14
Anderson, F. A.	Transportation	Lad Porter	24.7.15
Anderson, G. W.	Way and Works	Repairer	18.1.16
Anderson, H.	Way and Works	Labourer	26.7.15
Anderson, H. F.	Transportation	Clerk	28.7.15
Anderson, H. G.	Transportation	Assistant Stationmaster	17.8.15
Anderson, H. J.	Transportation	Clerk	22.2.16
Anderson, J.	Rolling Stock	Labourer	14.7.15
Anderson, J. H.	Transportation	Lad Porter	29.4.15
Anderson, L.	Rolling Stock	Car Cleaner	7.9.15
Andrew, P. R. C.	Rolling Stock	Fireman	22.2.16
Andrew, R. E.	Telegraph	Labourer	17.9.14
Andrew, W. F. H.	Rolling Stock	Fireman	1.6.16

NAMES OF EMPLOYEES WHO HAVE ENLISTED FOR SERVICE—*continued.*

Name.	Branch.	Grade.	Date.
Andrews, D.	Transportation	Clerk	16.8.15
Andrews, D.	Way and Works	Labourer	24.7.15
Andrews, S.	Rolling Stock	Engine Cleaner	7.6.16
Andrews, V. T. B.	Rolling Stock	Car Builder	1.2.16
Angland, D.	Rolling Stock	Skilled Labourer	1.3.16
Angus, L.	Way and Works	Labourer	28.7.15
Angwin, J.	Transportation	Labourer	2.7.16
Annand, V. W. J.	Transportation	Clerk	19.8.14
Anthony, M. H.	Telegraph	Operator	19.8.16
Anthony, M. H.	Transportation	Clerk	3.8.15
Anthony, P.	Rolling Stock	Lad Labourer	19.2.16
Anthony, W.	Rolling Stock	French Polisher	26.4.16
Anthony, W. E.	Rolling Stock	Skilled Labourer	18.8.14
Arblaster, F.	Transportation	Clerk	19.7.15
Arbuthnot, J.	Rolling Stock	Truck Metaller	24.3.15
Archbell, W. W.	Rolling Stock	Wood Machinist	24.7.15
Archbold, E.	Rolling Stock	Apprentice	1.7.15
Archer, A. C.	Rolling Stock	Car Builder	22.6.15
Archer, F.	Rolling Stock	Striker	23.6.16
Ariss, A.	Rolling Stock	Clerk	28.1.16
Arkins, J.	Way and Works	Repairer	15.12.14
Armstrong, P.	Way and Works	Labourer	22.12.15
Armstrong, W. E.	Rolling Stock	Engine Cleaner	18.2.16
Armstrong, W. L.	Transportation	Licensed Luggage Porter	8.3.16
Arrell, T.	Way and Works	Labourer	16.9.14
Arthur, F. G.	Transportation	Operating Porter	24.7.15
Arthur, T. W.	Rolling Stock	Fireman	8.7.15
Ash, S. R.	Transportation	Clerk	19.2.16
Ashby, H. G.	Way and Works	Apprentice	18.2.15
Asher, H. E.	Rolling Stock	Learner, Wood Machinist	27.7.15
Ashford, W. J.	Transportation	Shed Porter	13.3.16
Ashton, J.	Way and Works	Labourer	6.8.15
Ashworth, F.	Way and Works	Bricklayer	20.3.15
Asker, A. W.	Transportation	Porter	10.5.15
Aspinall, C.	Rolling Stock	Engine Cleaner	5.7.15
Atkins, W. H.	Way and Works	Skilled Labourer	4.4.16
Atkinson, A.	Transportation	Lad Porter	30.6.15
Atkinson, A. R.	Way and Works	Labourer	12.6.16
Atkinson, C. A.	Rolling Stock	Lad Labourer	17.5.15
Atkinson, C. B.	Way and Works	Chainman	15.3.15
Atkinson, G. S.	Transportation	Vanman	31.7.15
Atkinson, W.	Audit of Receipts	Ticket Sorter	15.5.16
Auckland, H.	Transportation	Operating Porter	9.8.14
Audley, W. H.	Rolling Stock	Labourer	17.8.14
Augustine, E. J.	Way and Works	Labourer	1.9.14
Auld, H.	Rolling Stock	Lad Labourer	1.7.15
Ault, V. A.	Rolling Stock	Apprentice	16.2.15
Austin, A. C.	Audit of Receipts	Clerk	27.8.14
Austin, R. L.	Way and Works	Clerk	4.5.15
Austin, T. W.	Way and Works	Skilled Labourer	15.5.16
Ayers, A. E. W.	Way and Works	Clerk	20.8.14
Ayers, F. W.	Rolling Stock	Cleaner	18.8.14
Bailey, A.	Telegraph	Labourer	28.2.15
Bailey, J. H.	Rolling Stock	Upholsterer	7.8.14
Bain, A. P.	Way and Works	Chainman	23.6.15
Bain, L. W.	Way and Works	Clerk	12.9.14
Bainbridge, J. S.	Transportation	Signal Porter	18.8.14
Baker, H. W.	Rolling Stock	Engine Cleaner	19.8.14
Baker, S. C.	Way and Works	Lad Labourer	27.2.15
Baldock, W. J.	Transportation	Lad Porter	15.7.15
Baldwin, T.	Rolling Stock	Boilermaker	22.7.16
Ball, J. P.	Transportation	Lad Porter	29.2.15
Ball, W. A.	Rolling Stock	Engine Cleaner	17.2.16
Ballingall, A.	Rolling Stock	Car Builder	5.2.16
Bannister, G.	Rolling Stock	Striker	1.4.16
Bannister, R.	Rolling Stock	Steam Hammer Driver	19.6.16
Bannon, F. W.	Transportation	Lad Porter	31.3.15
Bannon, P. J.	Rolling Stock	Labourer	11.12.14

NAMES OF EMPLOYEES WHO HAVE ENLISTED FOR SERVICE—*continued.*

Name.	Branch.	Grade.	Date.
Barber, H. L.	Rolling Stock	Boilermaker	10.8.14
Barber, W. H.	Way and Works	Apprentice	20.11.15
Barham, F. W.	Rolling Stock	Engine Cleaner	16.7.15
Barker, A. R.	Accountancy	Clerk	15.4.15
Barker, J.	Rolling Stock	Labourer	21.2.16
Barklamb, J. M.	Transportation	Clerk	18.9.14
Barnes, R. J.	Transportation	Lad Porter	15.7.15
Barnes, W. H.	Transportation	Porter	24.7.15
Barnett, G. W.	Transportation	Operating Porter	15.9.15
Barnett, J.	Way and Works	Skilled Labourer	16.2.16
Barrett, A. G.	Transportation	Porter	7.6.16
Barrett, L. H.	Transportation	Clerk	17.6.16
Barrett, R. A.	Transportation	Porter	25.8.16
Barrie, R.	Way and Works	Labourer	24.8.14
Barron, C. E.	Rolling Stock	Fireman	19.10.15
Barry, C. S.	Rolling Stock	Fireman	12.12.14
Barry, J. P.	Rolling Stock	Labourer	5.6.16
Bartleman, H. C.	Transportation	Clerk	10.2.16
Bartlett, E.	Way and Works	Labourer	5.1.15
Bartley, J.	Transportation	Signalman	12.8.15
Barton, V. M.	Rolling Stock	Lad Labourer	8.10.15
Bartrop, R. M.	Rolling Stock	Fireman	19.7.16
Barty, D.	Way and Works	Skilled Labourer	13.7.15
Bate, R. A. B.	Rolling Stock	Striker	14.7.15
Bateson, R.	Transportation	Operating Porter	8.3.16
Bath, L.	Way and Works	Repairer	27.7.15
Batt, H. L.	Transportation	Guard	15.2.16
Batten, C. A.	Accountancy	Clerk	30.11.15
Batten, F.	Rolling Stock	Skilled Labourer	5.7.15
Batty, J. F.	Rolling Stock	Saw Sharpener	1.4.15
Bawden, C. W.	Transportation	Yard Porter	1.2.16
Baxter, H. W.	Transportation	Clerk	24.8.14
Baxter, R. H.	Transportation	Porter	17.7.15
Bayley, G. J.	Transportation	Relieving Porter	26.2.16
Beagley, L.	Transportation	Labourer	27.3.16
Beagley, L. F.	Rolling Stock	Apprentice	25.10.15
Beames, W. L. T.	Transportation	Shedman	19.8.14
Beams, R. H.	Transportation	Porter	27.12.15
Bean, R. A.	Rolling Stock	Car Builder	19.7.15
Beaumont, J.	Way and Works	Labourer	23.2.16
Beaumont, W. M.	Transportation	Waiter	5.2.16
Beckham, R.	Rolling Stock	Leading Driller	20.3.16
Beddoe, J. S.	Transportation	Operating Porter	4.9.15
Bedson, A. P.	Rolling Stock	Moulder	19.11.15
Beeching, F. D.	Way and Works	Clerk	1.3.16
Begbie, C.	Electrical Engineering	Labourer	12.7.15
Beith, D.	Transportation	Clerk	13.5.15
Beith, D.	Transportation	Clerk	28.1.15
Beith, J. H.	Rolling Stock	Lad Labourer	15.8.14
Belcher, H.	Transportation	Assistant Stationmaster	11.7.15
Bell, C. T.	Transportation	Clerk	11.8.15
Bell, F. G.	Rolling Stock	Apprentice	19.5.15
Bell, F. J.	Transportation	Messenger	30.12.14
Bell, L. M.	Way and Works	Labourer	21.7.15
Bell, T. H.	Rolling Stock	Wood Machinist	22.7.15
Bell, W. R.	Way and Works	Apprentice	20.10.15
Bellesini, A.	Rolling Stock	Fireman	20.5.15
Bellingham, S.	Transportation	Lad Porter	5.8.15
Benjamin, A. L.	Way and Works	Skilled Labourer	27.3.15
Bennett, G. H.	Audit of Receipts	Clerk	27.2.15
Bennett, H. A.	Way and Works	Repairer	28.4.16
Bennett, J.	Rolling Stock	Fitter	25.8.15
Bennett, R.	Way and Works	Labourer	5.1.15
Bennett, V.	Rolling Stock	Car Cleaner	17.3.16
Bennetts, N. M.	Transportation	Lad Porter	15.1.15
Bensley, E. H.	Rolling Stock	Car Builder	1.2.16
Bensley, E. H.	Rolling Stock	Striker	31.7.15
Benson, A.	Transportation	Operating Porter	31.3.16
Benson, J.	Rolling Stock	Fitter	27.7.15

NAMES OF EMPLOYEES WHO HAVE ENLISTED FOR SERVICE—*continued.*

Name.	Branch.	Grade.	Date.
Benzley, H. R.	Way and Works	Clerk	24.4.15
Beritta, J.	Transportation	Lad Porter	16.1.16
Berry, E.	Way and Works	Lad Labourer	9.7.15
Berry, L. H.	Rolling Stock	Car Builder	16.7.15
Berryman, H. J.	Telegraph	Operator	21.5.16
Bertrand, L. H.	Rolling Stock	Car Builder	19.2.16
Bethune, T.	Way and Works	Labourer	31.3.16
Bett, M.	Audit of Receipts	Clerk	8.6.15
Bettles, H. F.	Rolling Stock	Engine Cleaner	15.6.16
Bettles, H. W.	Rolling Stock	Lad Labourer	18.8.14
Bevern, H. L.	Rolling Stock	Engine Cleaner	21.9.15
Beyer, F. E.	Rolling Stock	Lad Labourer	31.1.16
Beyer, H. S.	Way and Works	Skilled Labourer	12.7.15
Beyer, J. R.	Transportation	Porter	10.10.15
Billings, H. D.	Transportation	Clerk	18.8.14
Bingham, G.	Way and Works	Labourer	6.1.16
Bingham, J.	Way and Works	Labourer	14.1.16
Binns, C. W.	Transportation	Clerk	30.4.15
Birch, A. R.	Rolling Stock	Brass Moulder	3.7.15
Birch, J. E.	Way and Works	Repairer	14.7.15
Birchall, F. G.	Transportation	Lad Porter	15.3.16
Bird, A. C.	Transportation	Lad Porter	17.8.14
Bird, P. A.	Audit of Receipts	Clerk	8.7.15
Bishop, C.	Way and Works	Labourer	2.10.15
Bishop, S. J.	Transportation	Lad Porter	23.10.14
Bishop, V. R.	Transportation	Clerk	24.7.16
Bissett, G.	Way and Works	Apprentice	16.2.16
Black, G. B.	Transportation	Labourer	3.1.16
Black, H. F. J.	Transportation	Clerk	31.3.16
Black, R. M. B.	Way and Works	Clerk	15.7.15
Blackburn, C.	Printing and Stationery	Messenger	29.2.16
Blackie, D. M.	Way and Works	Labourer	2.2.16
Blackie, H. J.	Way and Works	Clerk	14.6.15
Blackie, W. J.	Way and Works	Clerk	14.3.16
Blackshaw, D.	Way and Works	Repairer	2.8.15
Blair, H.	Rolling Stock	Blacksmith	17.8.14
Blair, J. A.	Way and Works	Repairer	15.3.16
Blair, J. McT.	Rolling Stock	Boilermaker's Help	6.4.15
Blake, G. A.	Way and Works	Labourer	14.7.15
Blake, G. F.	Way and Works	Carpenter	12.7.15
Blake, J.	Electrical Engineering	Labourer	4.2.16
Blake, W. H.	Transportation	Assistant Stationmaster	27.7.15
Blanchard, P. H.	Rolling Stock	Painter	3.8.15
Blatchford, B.	Way and Works	Skilled Labourer	8.1.16
Bleach, W.	Rolling Stock	Clerk	24.6.15
Blessley, H. W. D.	Transportation	Clerk	11.4.16
Boase, A. E.	Transportation	Goods Guard	13.2.15
Boland, J. L.	Transportation	Porter	16.3.16
Bolden, A. F.	Transportation	Labourer	13.7.15
Boldison, O. J.	Transportation	Porter	6.1.15
Bolitho, L.	Rolling Stock	Labourer	24.5.16
Bolitho, W.	Rolling Stock	Lad Labourer	12.7.15
Bond, F. E.	Transportation	Clerk	4.3.16
Bond, J. H.	Rolling Stock	Engine Driver	18.8.14
Bonnett, W.	Rolling Stock	Train Examiner	19.8.14
Bonning, E.	Way and Works	Labourer	18.9.14
Bonning, L.	Way and Works	Carpenter	23.12.14
Booley, J.	Transportation	Porter	26.11.14
Booth, E. R.	Rolling Stock	Apprentice	3.4.15
Booth, L. W.	Rolling Stock	Engine Cleaner	17.8.14
Borrowdale, B. W.	Way and Works	Labonrer	18.8.14
Borthwick, A. W. V.	Way and Works	Labourer	20.7.15
Borthwick, G. W. A.	Rolling Stock	Lad Labourer	16.2.16
Bott, W. V.	Rolling Stock	Fitter	31.7.15
Bottomley, F.	Transportation	Labourer	17.1.16
Bottomley, H.	Transportation	Lad Labourer	3.2.15
Bottomley, O. G.	Transportation	Porter	16.8.14
Boucher, R.	Rolling Stock	Skilled Labourer	7.7.16
Bourke, A. L.	Transportation	Porter	8.2.16

NAMES OF EMPLOYEES WHO HAVE ENLISTED FOR SERVICE—*continued.*

Name.	Branch.	Grade.	Date.
Bourke, D.	Way and Works	Lad Labourer	16.2.16
Bourke, E. C.	Rolling Stock	Apprentice	21.7.15
Bourke, J.	Way and Works	Labourer	22.1.16
Bourke, S.	Rolling Stock	Apprentice	19.2.16
Bourne, A.	Way and Works	Plasterer	21.8.14
Bourne, A. H.	Rolling Stock	Lad Labourer	1.3.15
Bourne, H. E.	Way and Works	Painter	15.12.15
Bowden, J. H.	Way and Works	Repairer	14.4.16
Bowden, W.	Transportation	Number Taker	10.7.16
Bowen, T. E.	Rolling Stock	Car Builder	1.3.15
Bower, C. R.	Rolling Stock	Fireman	5.1.16
Bowles, A. E.	Transportation	Clerk	15.7.15
Boyce, B. A.	Transportation	Shunter	16.6.15
Boyce, G.	Transportation	Porter	31.3.15
Boyce, P.	Transportation	Relieving Porter	13.8.15
Boyd, R. T. I.	Rolling Stock	Fireman	27.11.15
Boyd, V.	Rolling Stock	Boilermaker	6.9.15
Boyland, T. A.	Rolling Stock	Wood Machinist	20.8.14
Boyle, A.	Way and Works	Labourer	24.7.15
Boyle, A. R.	Way and Works	Repairer	19.2.16
Boyle, J. C.	Traffic	Clerk	18.2.15
Boyle, R. H.	Transportation	Lad Porter	12.7.15
Boyle, T. E.	Way and Works	Repairer	10.2.16
Braddy, W.	Transportation	Operating Porter	1.3.16
Bradie, J. S.	Way and Works	Repairer	26.6.15
Bradshaw, W. M.	Transportation	Lad Porter	1.6.16
Brady, G. W.	Rolling Stock	Boilermaker's Help	8.2.16
Brady, J.	Transportation	Block Recorder	5.7.16
Brady, W. H.	Way and Works	Labourer	1.11.15
Bragg, W. A. E.	Transportation	Clerk	15.2.15
Brain, A. W.	Rolling Stock	Engine Cleaner	12.8.15
Braithwaite, E.	Printing and Stationery	Stereotyper	31.8.15
Branagh, J. W. H.	Transportation	Operating Porter	7.2.16
Brand, L. R. C.	Transportation	Clerk	1.10.14
Brand, W. H.	Rolling Stock	Engine Driver	10.9.14
Brander, D.	Way and Works	Skilled Labourer	12.9.14
Brascher, G. T.	Rolling Stock	Striker	15.2.15
Bray, A. E.	Rolling Stock	Labourer	25.6.15
Bray, W. F.	Rolling Stock	Skilled Labourer	22.2.15
Brazzil, S.	Transportation	Goods Guard	18.1.16
Breese, J.	Rolling Stock	Lad Labourer	16.10.14
Breeze, J. N.	Rolling Stock	Labourer	1.10.15
Bremner, J.	Rolling Stock	Boilermaker	22.1.16
Brennan, J. B.	Transportation	Clerk	16.10.15
Brennan, W.	Rolling Stock	Lad Car Cleaner	4.4.16
Brewer, E. W.	Audit of Receipts	Clerk	7.9.14
Brewster, A.	Audit of Receipts	Clerk	7.7.15
Briese, A. O.	Transportation	Scullery Lad	16.5.16
Bright, W. L.	Rolling Stock	Apprentice	29.6.15
Briggs, H.	Way and Works	Labourer	1.2.15
Brimmell, A. E.	Way and Works	Lad Labourer	12.7.15
Brindle, G. H.	Transportation	Lad Porter	15.7.15
Brine, A.	Way and Works	Skilled Labourer	11.8.14
Brislin, B.	Rolling Stock	Apprentice	26.7.15
Bristow, A. R.	Rolling Stock	Labourer	30.3.16
Bristow, W. D.	Transportation	Lad Porter	14.7.15
Broadbent, C. W.	Rolling Stock	Engine Cleaner	5.1.15
Broadhurst, W.	Rolling Stock	Labourer	15.5.15
Brock, P. L.	Transportation	Shunter	31.5.16
Brogan, F. F.	Rolling Stock	Fireman	19.8.14
Bromage, J.	Way and Works	Labourer	29.2.16
Bromilow, I. C.	Audit of Receipts	Clerk	22.9.15
Brooks, S. P.	Transportation	Block Recorder	2.8.15
Brophy, J. J.	Transportation	Clerk	19.7.15
Brophy, M. A.	Transportation	Clerk	11.7.16
Brotheridge, W.	Rolling Stock	Tuber	1.3.16
Broughton, W. R.	Way and Works	Repairer	30.7.15
Brown, A.	Accountancy	Clerk	24.7.15
Brown, C. H.	Rolling Stock	Apprentice	17.1.16

NAMES OF EMPLOYEES WHO HAVE ENLISTED FOR SERVICE—*continued.*

Name.	Branch.	Grade.	Date.
Brown, C. W. G.	Way and Works	Repairer	23.7.15
Brown, E. F. D.	Telegraph	Labourer	27.7.15
Brown, E. T.	Rolling Stock	Casting Dresser	16.3.16
Brown, F. E.	Rolling Stock	Fitter	2.7.15
Brown, F. G.	Transportation	Leading Shunter	23.2.16
Brown, F. R.	Transportation	Lad Porter	27.2.16
Brown, G. F.	Rolling Stock	Fitter	2.5.16
Brown, H.	Transportation	Porter	30.6.15
Brown, H.	Transportation	Vanman	31.3.16
Brown, H. N.	Rolling Stock	Lad Car Cleaner	1.4.16
Brown, J.	Transportation	Porter	4.8.15
Brown, L. O.	Way and Works	Clerk	17.7.15
Brown, S. C.	Transportation	Lad Porter	2.11.15
Brown, T. A.	Way and Works	Skilled Labourer	13.3.16
Brown, V.	Way and Works	Striker	30.7.15
Brown, W.	Rolling Stock	Painter	8.7.15
Brown, W. A.	Rolling Stock	Engine Cleaner	16.7.15
Brown, W. L.	Rolling Stock	Labourer	16.7.16
Browne, L. C.	Way and Works	Skilled Labourer	3.6.16
Bruce, J. K.	Secretary's	Messenger	24.7.15
Brunton, R. W.	Rolling Stock	Fireman	18.8.14
Bryan, C. H.	Way and Works	Junior Surveying Assistant	11.8.16
Bryant, H. J.	Way and Works	Repairer	8.3.16
Buchan, F.	Rolling Stock	Car Cleaner	15.7.15
Buchanan, F.	Way and Works	Labourer	30.7.15
Buchanan, F. A.	Transportation	Licensed Luggage Porter	8.3.16
Buchanan, W. A.	Rolling Stock	Apprentice	18.8.14
Buck, R. J.	Transportation	Station Master	12.4.16
Buckingham, R.	Rolling Stock	Lad Car Cleaner	7.7.15
Buckley, R. T.	Rolling Stock	Steam Hammer Driver	1.4.16
Bucknall, N.	Telegraph	Operator	18.8.14
Buers, D. G.	Way and Works	Skilled Labourer	24.7.15
Bull, E. L.	Rolling Stock	Fireman	9.7.15
Bull, S.	Way and Works	Repairer	31.1.16
Bullock, A.	Rolling Stock	Engine Cleaner	21.1.15
Bunker, W. R.	Transportation	Clerk	3.8.16
Bunn, G. A.	Rolling Stock	Blacksmith	22.2.16
Bunnett, H.	Rolling Stock	Engine Driver	6.7.15
Bunston, R. W.	Telegraph	Operator	19.6.16
Bunting, F. P. P. E. B	Rolling Stock	Car Builder	17.4.16
Burch, A. S.	Rolling Stock	Engine Cleaner	3.7.15
Burden, F. H.	Transportation	Assistant Station Master	4.5.16
Burge, A. V.	Transportation	Lad Porter	30.6.15
Burgess, H. J.	Way and Works	Labourer	31.7.15
Burgess, H. J.	Transportation	Porter	21.8.14
Burgess, J. H.	Transportation	Clerk	3.8.15
Burgess, R.	Rolling Stock	Lad Labourer	19.4.15
Burgoyne, H.	Rolling Stock	Car Cleaner	23.5.16
Burke, E. J.	Transportation	Shunter	16.7.15
Burke, E. P.	Way and Works	Labourer	12.1.15
Burke, H. A.	Way and Works	Lad Labourer	19.7.15
Burke, J.	Rolling Stock	Fireman	16.2.16
Burke, M.	Way and Works	Repairer	3.8.15
Burke, T.	Way and Works	Skilled Labourer	30.1.15
Burke, T. A.	Way and Works	Skilled Labourer	7.7.15
Burkett, W.	Way and Works	Labourer	25.8.14
Burne, J.	Transportation	Operating Porter	29.7.15
Burnell, G. E.	Rolling Stock	Engine Driver	4.1.16
Burns, D. P.	Transportation	Clerk	12.1.16
Burns, G.	Transportation	Number Taker	11.3.16
Burns, J. B.	Transportation	Parcels Porter	22.1.16
Burns, T. P.	Transportation	Block Recorder	17.3.16
Burns, T. R.	Rolling Stock	Engine Cleaner	18.8.14
Burrows, A.	Transportation	Yard Porter	13.11.15
Burrows, A.	Accountancy	Clerk	16.2.16
Burtonclay, A.	Way and Works	Labourer	23.1.15
Busbridge, J. N.	Rolling Stock	Iron Moulder	1.2.16
Busch, F. J.	Rolling Stock	Wood Machinist	20.7.15
Bush, C.	Stores	Labourer	10.7.15

NAMES OF EMPLOYEES WHO HAVE ENLISTED FOR SERVICE—*continued.*

Name.	Branch.	Grade.	Date.
Butler, C. J. H.	Transportation	Lad Porter	31.8.15
Butler, D. J.	Transportation	Lad Porter	15.7.15
Butler, G.	Rolling Stock	Lad Labourer	30.6.15
Butler, J. L. R.	Transportation	Operating Porter	9.8.15
Butler, W. C.	Transportation	Clerk	21.5.16
Butler, W. J.	Way and Works	Skilled Labourer	5.2.16
Butson, F.	Rolling Stock	Lad Labourer	28.2.16
Butters, C. R. A.	Rolling Stock	Engine Cleaner	18.8.14
Butterworth, A.	Transportation	Lad Porter	2.7.15
Buttifant, J. P.	Transportation	Lad Porter	15.9.15
Button, E. H.	Transportation	Labourer	17.6.16
Byrne, H.	Printing and Stationery	Messenger	25.3.16
Byrne, J.	Rolling Stock	Lad Labourer	13.7.15
Byrne, M. W.	Rolling Stock	Lad Car Cleaner	29.7.16
Cadzow, W. J.	Rolling Stock	Apprentice	19.2.16
Cain, T. F.	Transportation	Lad Porter	18.7.16
Caird, V. R.	Rolling Stock	Apprentice	16.2.16
Cairns, A.	Transportation	Porter	19.6.15
Cairns, F. G.	Transportation	Labourer	18.1.16
Cairns, G. F.	Way and Works	Lad Labourer	10.1.16
Cale, T.	Way and Works	Labourer	12.6.15
Callaghan, A. S.	Way and Works	Lad Labourer	31.5.16
Callaghan, T. J.	Rolling Stock	Fireman	24.7.16
Callaway, W. A.	Rolling Stock	Labourer	19.8.14
Callender, O. C.	Transportation	Porter	15.7.15
Callender, P. J.	Transportation	Porter	15.7.15
Calway, F. G.	Rolling Stock	Fireman	31.7.15
Calway, L. S.	Telegraph	Labourer	13.7.15
Cameron, A.	Way and Works	Labourer	27.7.15
Cameron, E. J.	Rolling Stock	Clerk	17.7.15
Cameron, H.	Rolling Stock	Labourer	15.7.15
Cameron, J.	Rolling Stock	Blacksmith	24.1.16
Cameron, J.	Transportation	Labourer	25.5.15
Cameron, J. L.	Transportation	Labourer	19.1.16
Campbell, A.	Transportation	Porter	15.2.16
Campbell, C. H.	Transportation	Clerk	17.8.14
Campbell, F. C.	Transportation	Clerk	7.10.15
Campbell, H. W.	Audit of Receipts	Clerk	4.4.16
Campbell, W.	Transportation	Shunter	14.8.16
Campigli, F. L.	Transportation	Clerk	10.7.15
Campigli, G. M.	Transportation	Clerk	18.8.14
Cane, J. B.	Transportation	Messenger	2.2.15
Cann, F. C.	Way and Works	Repairer	15.2.16
Cannington, P. H.	Rolling Stock	Apprentice	21.6.15
Cannon, B. H.	Transportation	Operating Porter	16.9.15
Cantwell, W. J.	Way and Works	Repairer	24.7.15
Capel, F.	Rolling Stock	Apprentice	19.2.16
Cards, M. R.	Rolling Stock	Fitter	5.7.15
Carey, F. W.	Rolling Stock	Driller	6.7.15
Carey, L. G. C.	Transportation	Goods Checker	31.7.15
Carless, J. N.	Rolling Stock	Apprentice	17.8.14
Carley, E. H.	Way and Works	Lad Labourer	16.6.15
Carling, A. L. C.	Transportation	Porter	19.9.14
Carlon, J.	Way and Works	Repairer	31.3.16
Carlon, T.	Transportation	Shunter	11.9.16
Carlson, C. J.	Transportation	Lad Porter	21.7.15
Carlson, J. A.	Transportation	Lad Porter	24.5.15
Carlyon, S. E.	Transportation	Shunter	21.1.16
Carmichael, A. N.	Rolling Stock	Engine Cleaner	2.6.16
Carmody, L.	Way and Works	Labourer	8.7.15
Carmody, W.	Transportation	Labourer	15.7.15
Carnsew, E. J. W.	Transportation	Clerk	24.2.16
Carolan, P.	Transportation	Clerk	16.6.16
Carr, L. M.	Rolling Stock	Engine Cleaner	17.6.16
Carragher, O. A.	Way and Works	Labourer	28.1.16
Carroll, E.	Transportation	Labourer	9.11.15
Carroll, G. G.	Rolling Stock	Apprentice	6.3.16
Carson, E.	Way and Works	Labourer	15.6.15

NAMES OF EMPLOYEES WHO HAVE ENLISTED FOR SERVICE—*continued.*

Name.	Branch.	Grade.	Date.
Carter, D. J.	Transportation	Lad Porter	16.7.15
Carter, R.	Way and Works	Skilled Labourer	23.7.15
Cartmel, I. C.	Transportation	Goods Guard	10.6.15
Carwardine, F.	Rolling Stock	Car Cleaner	18.8.14
Casbolt, A. G.	Way and Works	Repairer	14.2.16
Case, R. A.	Rolling Stock	Skilled Labourer	19.7.15
Casey, G.	Transportation	Labourer	15.4.15
Casey, W.	Way and Works	Labourer	18.9.15
Cason, R.	Way and Works	Labourer	15.2.15
Cassidy, H. T.	Transportation	Licensed Luggage Porter	24.4.15
Casson, J. H.	Rolling Stock	Engine Cleaner	6.10.14
Castledine, F. R.	Secretary's	Messenger	29.5.15
Castles, D.	Way and Works	Repairer	29.7.15
Catchpole, G. H.	Rolling Stock	Labourer	24.2.15
Caudry, W. J.	Transportation	Operating Porter	20.3.16
Cavanan, A.	Way and Works	Striker	17.3.16
Challis, F. H.	Rolling Stock	Train Examiner	16.2.16
Challis, G.	Audit of Receipts	Clerk	19.7.16
Chambers, A.	Rolling Stock	Lad Labourer	1.1.14
Chambers, W. T.	Rolling Stock	Engine Cleaner	8.3.16
Chandler, B.	Transportation	Porter	18.11.14
Chandler, S. A.	Rolling Stock	Driller	8.7.15
Chapman, A. F.	Accountancy	Clerk	18.8.14
Chapman, A. J.	Transportation	Messenger	16.6.16
Chapman, B. D.	Transportation	Lad Porter	1.9.15
Chapman, D. A.	Traffic	Clerk	31.8.16
Chapple, E. J.	Way and Works	Lad Labourer	18.2.16
Charles, A.	Rolling Stock	Lad Labourer	16.7.16
Charles, D.	Rolling Stock	Striker	5.4.16
Charlton, J.	Way and Works	Hammerman	24.8.14
Cherry, H. N.	Transportation	Messenger	20.2.15
Childs, F. J.	Transportation	Lad Porter	19.7.16
Chisholm, W. B.	Rolling Stock	Fireman	21.10.14
Christie, H. L.	Way and Works	Labourer	16.9.14
Christie, J. G.	Transportation	Shunter	22.1.15
Christmas, F. J.	Transportation	Porter	22.6.15
Christopherson, C. C.	Way and Works	Labourer	9.1.15
Chrystal, J.	Way and Works	Skilled Labourer	15.7.15
Chubb, E. R.	Rolling Stock	Labourer	19.9.14
Church, F. W.	Way and Works	Ironmoulder	26.2.16
Clack, E.	Rolling Stock	Metal Polisher	26.6.15
Clancy, J.	Rolling Stock	Lad Labourer	16.7.15
Clancy, P. J.	Transportation	Shunter	23.7.15
Clark, A. E.	Rolling Stock	Engine Cleaner	7.6.16
Clark, G. M.	Way and Works	Labourer	5.8.15
Clark, H.	Transportation	Clerk	10.5.16
Clark, J.	Way and Works	Labourer	6.8.15
Clark, P. C. D.	Transportation	Lad Porter	2.9.15
Clark, P. V.	Telegraph	Labourer	20.5.16
Clark, W. H.	Rolling Stock	Fitter	20.5.16
Clark, W. H.	Rolling Stock	Labourer	14.9.14
Clarke, A. A.	Transportation	Clerk	6.10.14
Clarke, C.	Rolling Stock	Labourer	1.10.14
Clarke, F. M.	Rolling Stock	Labourer	21.8.14
Clarke, J.	Transportation	Assistant Stationmaster	4.8.15
Clarke, J.	Rolling Stock	Car Cleaner	28.7.15
Clarke, P. D.	Transportation	Lad Porter	17.9.14
Clarkson, A. V.	Rolling Stock	Labourer	18.8.14
Clasby, J.	Transportation	Porter	31.5.15
Claughton, G. J.	Transportation	Porter	21.7.16
Claxton, P. J.	Rolling Stock	Lad Labourer	21.7.16
Clayton, W. E.	Transportation	Yard Porter	20.5.16
Cleary, A.	Way and Works	Labourer	20.4.16
Cleary, J.	Rolling Stock	Lad Labourer	19.2.16
Cleeve, F.	Rolling Stock	Striker	16.4.15
Cleeve, W. L.	Rolling Stock	Striker	10.2.16
Cleland, R. H.	Rolling Stock	Padder	3.1.16
Clereban, C.	Transportation	Labourer	14.12.15
Clift, W.	Rolling Stock	Car Cleaner	31.3.16

Names of Employees who have Enlisted for Service—*continued.*

Name.	Branch.	Grade.	Date.
Clifton, N. L.	Rolling Stock	Fireman	12.7.15
Clulow, S.	Rolling Stock	Upholsterer	21.7.15
Clyde, D.	Rolling Stock	Lad Labourer	3.5.15
Coates, A. T.	Way and Works	Draughtsman	11.3.16
Coates, H. H.	Transportation	Clerk	31.3.16
Coates, W. A.	Rolling Stock	Skilled Labourer	30.6.15
Cobb, W. G.	Way and Works	Lad Labourer	11.8.14
Cobbin, E. A.	Rolling Stock	Apprentice	18.8.14
Cobon, A.	Transportation	Guard	26.7.15
Cobon, L. A.	Transportation	Clerk	16.7.15
Cock, B. P.	Rolling Stock	Fitter	19.8.14
Cock, C. M.	Rolling Stock	Apprentice	13.8.14
Cock, E. C.	Transportation	Lad Porter	14.8.16
Cockburn, G. K.	Accountancy	Clerk	23.3.16
Coe, C. E.	Telegraph	Gas Fitter	8.9.15
Coe, H.	Rolling Stock	Lad Labourer	14.7.15
Coghlan, J.	Rolling Stock	Labourer	30.9.15
Cogley, J. B.	Way and Works	Lad Labourer	26.7.15
Cogley, W. C.	Way and Works	Lad Labourer	26.7.15
Coldwell, C. E.	Telegraph	Operator	31.7.15
Coleman, H. F.	Rolling Stock	Apprentice	18.8.14
Coleman, S. J.	Way and Works	Clerk	18.7.15
Coleman, T. P.	Way and Works	Labourer	8.7.15
Collas, B. M.	Rolling Stock	Engine Cleaner	13.7.16
Collie, J.	Rolling Stock	Fireman	27.10.15
Collier, A. R.	Transportation	Goods Guard	9.12.14
Collier, T. R.	Transportation	Operating Porter	15.7.15
Collins, A. W.	Transportation	Assistant Stationmaster	22.8.15
Collins, C. A.	Way and Works	Repairer	19.7.15
Collins, D. D	Rolling Stock	Engine Cleaner	18.8.14
Collins, J. J.	Way and Works	Artisan's Assistant	29.7.15
Collins, J. M.	Way and Works	Lad Labourer	15.4.15
Collins, J. O.	Rolling Stock	Engine Driver	15.7.15
Collinson, R. A.	Rolling Stock	Iron Machinist	18.8.14
Colson, C.	Way and Works	Repairer	1.4.16
Condie, J.	Transportation	Porter	20.5.16
Cone, L. K.	Transportation	Clerk	21.9.14
Congdon, L. S.	Way and Works	Lad Labourer	4.8.16
Conley, J.	Transportation	Labourer	15.7.15
Connell, J. J.	Audit of Receipts	Clerk	8.5.15
Connelly, J. P.	Way and Works	Labourer	19.2.16
Connelly, J. T.	Transportation	Lad Porter	25.11.14
Connery, J.	Rolling Stock	Apprentice	19.2.16
Connery, T.	Rolling Stock	Apprentice	1.12.15
Connolly, M.	Way and Works	Labourer	15.2.16
Conroy, J.	Accountancy	Clerk	21.9.14
Conroy, J. P.	Way and Works	Repairer	23.9.14
Considine, M. P.	Transportation	Clerk	2.7.15
Cook, A. C.	Transportation	Clerk	20.3.16
Cook, A. E. McM.	Rolling Stock	Labourer	13.9.15
Cook, D.	Rolling Stock	Car Builder	24.7.15
Cook, E.	Rolling Stock	Labourer	27.7.15
Cook, H.	Way and Works	Feeder	21.1.15
Cook, J.	Way and Works	Labourer	17.9.15
Cook, J. S.	Way and Works	Labourer	18.8.14
Cook, T. H. V.	Rolling Stock	Engine Cleaner	24.7.15
Cook, T. J.	Transportation	Porter	31.7.15
Cook, W. J.	Rolling Stock	Engine Cleaner	10.7.15
Cook, W. M.	Audit of Receipts	Clerk	5.6.15
Cook, W. W.	Way and Works	Repairer	15.2.16
Cooke, W. H.	Way and Works	Labourer	25.2.16
Coombes, G. R.	Transportation	Number Taker	29.7.15
Cooper, P. E.	Accountancy	Clerk	30.9.15
Cooper, S.	Rolling Stock	Blacksmith	14.7.15
Cooper, S.	Rolling Stock	Driller	17.2.15
Cope, R.	Rolling Stock	Labourer	21.9.14
Copeland, L. G.	Rolling Stock	Engine Cleaner	28.8.15
Corbett, W.	Way and Works	Labourer	4.1.15
Corey, T.	Rolling Stock	Car Builder	2.9.15

NAMES OF EMPLOYEES WHO HAVE ENLISTED FOR SERVICE—*continued.*

Name.	Branch.	Grade.	Date.
Corkill, G. S.	Telegraph	Operator	1.2.15
Corless, J.	Rolling Stock	Boilermaker's Help	21.7.15
Corlett, J.	Transportation	Guard	7.7.15
Corley, J.	Transportation	Labourer	15.7.15
Corn, G. P.	Way and Works	Labourer	1.4.15
Corneille, J.	Transportation	Labourer	3.7.15
Cornwell, J. L.	Transportation	Porter	24.7.15
Corr, J.	Way and Works	Labourer	15.7.15
Corrigan, T. J.	Rolling Stock	Apprentice	7.8.14
Costello, J.	Transportation	Shunter	8.12.15
Cotter, A. B.	Transportation	Messenger	31.5.15
Cotter, G.	Rolling Stock	Engine Cleaner	22.7.15
Cotter, J.	Transportation	Clerk	27.11.15
Cotter, S.	Transportation	Labourer	15.7.15
Cottrill, E. R.	Way and Works	Skilled Labourer	12.2.16
Cottrill, S. J.	Transportation	Labourer	26.5.16
Couch, J.	Rolling Stock	Labourer	19.2.16
Coughlan, E.	Transportation	Clerk	27.7.15
Coulson, J.	Transportation	Labourer	15.3.16
Courtney, P.	Way and Works	Repairer	11.3.16
Courtney, T. J.	Secretary's	Clerk	15.8.15
Cousin, R.	Transportation	Operating Porter	19.9.14
Coward, L.	Rolling Stock	Engine Cleaner	31.7.15
Cowden, J. C.	Way and Works	Carpenter	9.9.15
Cowie, G.	Electrical Engineering	Labourer	17.1.16
Cowin, L. W.	Transportation	Clerk	17.8.16
Cowling, T. H.	Transportation	Labourer	15.7.15
Cox, B.	Rolling Stock	Labourer	30.7.15
Cox, E.	Rolling Stock	Engine Cleaner	12.8.16
Cox, R.	Rolling Stock	Driller	8.7.15
Coxhill, L.	Transportation	Lad Porter	30.6.15
Coyle, H.	Way and Works	Skilled Labourer	16.1.15
Coyle, J. W.	Way and Works	Labourer	18.1.16
Coyne, L.	Rolling Stock	Loco. Crane Attendant	11.2.16
Crabtree, W. J.	Way and Works	Clerk	31.7.15
Craig, J.	Way and Works	Labourer	10.2.16
Craigie, J. J.	Telegraph	Lineman	31.7.15
Crampton, A. J.	Rolling Stock	Fitter	22.8.14
Creek, C.	Transportation	Labourer	29.8.15
Crellin, A. C.	Rolling Stock	Instrument Fitter	16.7.15
Crellin, R. R.	Telegraph	Operator	1.4.16
Crisp, J. W.	Accountancy	Clerk	19.7.15
Crisp, R. H.	Rolling Stock	Apprentice	27.3.16
Crockford, E. H.	Transportation	Suburban Guard	20.8.14
Crocker, J. J. W.	Transportation	Lad Porter	13.4.16
Croft, J.	Rolling Stock	Engine Cleaner	24.9.14
Croft, R.	Way and Works	Lad Labourer	28.9.15
Crombie, N. S.	Transportation	Clerk	13.5.16
Cronin, P. F.	Way and Works	Lad Labourer	25.1.15
Crooks, D. R.	Transportation	Clerk	19.8.14
Cross, A.	Rolling Stock	Boilermaker's Help	25.9.15
Cross, H.	Rolling Stock	Lad Labourer	20.7.15
Cross, J. M.	Transportation	Special Inquiry Officer	22.1.16
Cross, J. R.	Way and Works	Skilled Labourer	23.7.15
Crothers, R. W.	Transportation	Lad Porter	15.7.16
Crotty, J. P. J.	Transportation	Clerk	19.4.16
Crouch, J.	Way and Works	Repairer	24.8.14
Crowe, D. M.	Transportation	Operating Porter	21.7.15
Crowley, R. F.	Rolling Stock	Clerk	25.11.14
Crowley, W. J.	Rolling Stock	Striker	16.10.14
Cruickshank, A. J.	Rolling Stock	Apprentice	27.7.15
Cruickshank, H. J.	Transportation	Clerk	19.8.14
Cullen, L. C.	Transportation	Porter	31.7.15
Cullen, J. R.	Way and Works	Lad Labourer	31.5.16
Cullen, T.	Rolling Stock	Car Builder	16.7.15
Cullinan, T. A.	Rolling Stock	Fireman	6.8.15
Cuming, G.	Way and Works	Painter	1.5.16
Cumming, G.	Rolling Stock	Tuber	6.7.15
Cumming, H. R.	Transportation	Block Recorder	5.8.15
Cumming, J.	Way and Works	Carpenter	26.5.16

NAMES OF EMPLOYEES WHO HAVE ENLISTED FOR SERVICE—*continued.*

Name.	Branch.	Grade.	Date.
Cumming, J. J.	Way and Works	Lad Labourer	11.1.15
Cummings, W. A.	Way and Works	Labourer	5.2.16
Cunningham, D.	Transportation	Labourer	10.1.15
Cunningham, G. F.	Rolling Stock	Labourer	8.6.15
Curlett, R. M.	Way and Works	Lad Labourer	23.9.15
Curran, M. L.	Rolling Stock	Labourer	12.7.15
Curran, W.	Rolling Stock	Puller Out	19.8.14
Currow, A.	Transportation	Porter	10.7.15
Cusack, J. M.	Rolling Stock	Labourer	16.8.16
Cussen, J.	Way and Works	Clerk	1.4.15
Dadsey, J. T.	Rolling Stock	Engineering Student	1.10.15
Dalby, W.	Way and Works	Labourer	17.7.15
Daley, W. J.	Rolling Stock	Labourer	16.9.14
Dalton, C. M.	Transportation	Clerk	19.8.14
Dalton, L. A.	Transportation	Clerk	18.1.16
Dalton, P. G.	Accountancy	Clerk	26.4.16
Daly, F. M.	Way and Works	Wood Machinist	19.8.14
Daly, J. M.	Rolling Stock	Striker	5.7.15
Daly, R.	Way and Works	Carpenter	8.7.15
Danaher, M. T.	Transportation	Assistant Stationmaster	11.2.16
Dandie, W. J.	Accountancy	Clerk	31.10.15
Daniel, C. H.	Rolling Stock	Painter's labourer	1.3.16
Daniell, C. C.	Way and Works	Skilled Labourer	26.5.16
Daniels, N. L.	Transportation	Lad Porter	31.12.15
Daniels, T. W.	Way and Works	Labourer	21.8.14
D'Angri, N.	Way and Works	Labourer	15.3.15
Danks, A. B.	Rolling Stock	Fireman	1.9.15
Darby, R. J.	Transportation	Shunter	25.1.15
Darcy, G.	Way and Works	Repairer	7.1.16
Darcy, J.	Transportation	Labourer	16.5.16
Darlington, G. S.	Way and Works	Labourer	9.7.15
Davey, J. L.	Rolling Stock	Apprentice	19.2.16
Davidson, L. H.	Rolling Stock	Painter	17.1.16
Davidson, J. L.	Transportation	Clerk	12.7.15
Davidson, R.	Rolling Stock	Engine Cleaner	16.7.15
Davidson, R. S.	Rolling Stock	Striker	19.2.16
Davidson, S.	Rolling Stock	Engine Cleaner	18.8.14
Davie, A.	Way and Works	Labourer	30.1.15
Davie, J.	Way and Works	Skilled Labourer	17.8.14
Davies, A. C.	Way and Works	Clerk	27.3.16
Davies, E. J.	Rolling Stock	Boilermaker's Help	20.9.15
Davies, B. J.	Transportation	Clerk	19.8.14
Davies, C. R.	Rolling Stock	Lad Labourer	6.1.15
Davies, D. R.	Stores	Clerk	24.7.15
Davies, D. W.	Rolling Stock	Apprentice	15.3.15
Davies, J. F.	Rolling Stock	Lad Labourer	4.6.15
Davies, J. S.	Rolling Stock	Apprentice	14.7.15
Davies, W. W.	Rolling Stock	Travelling Crane Attendant	14.7.15
Davis, A. J.	Transportation	Shunter	3.8.15
Davis, C.	Transportation	Clerk	2.10.15
Davis, C. R.	Way and Works	Hammerman	9.1.15
Davis, E.	Transportation	Labourer	9.8.15
Davis, E. H.	Transportation	Lad Porter	23.9.15
Davis, F. M.	Transportation	Lad Porter	7.6.16
Davis, H. R.	Transportation	Clerk	21.6.15
Davis, H. T.	Audit of Receipts	Clerk	5.6.15
Davis, J.	Transportation	Clerk	20.9.15
Davis, J. P.	Rolling Stock	Painter's Labourer	1.3.16
Davis, J. W.	Transportation	Clerk	19.7.16
Davis, L. L.	Rolling Stock	Fitter	17.8.14
Davis, M.	Transportation	Labourer	16.2.16
Davis, N. W. J.	Rolling Stock	Apprentice	19.8.14
Davis, W.	Way and Works	Labourer	16.5.16
Davitt, J.	Rolling Stock	Labourer	15.7.15
Daw, H.	Way and Works	Drill Machinist	15.3.16
Dawes, L. G.	Rolling Stock	Lad Labourer	30.11.14
Dawson, L. R.	Transportation	Assistant Stationmaster	27.6.15
Day, C. J.	Transportation	Lad Porter	8.3.16

NAMES OF EMPLOYEES WHO HAVE ENLISTED FOR SERVICE—*continued.*

Name.	Branch.	Grade.	Date.
Day, H. A.	Transportation	Clerk	3.7.16
Day, M.	Rolling Stock	Apprentice	16.7.15
Day, T.	Stores	Labourer	17.8.14
Daynes, S. R.	Transportation	Clerk	21.5.16
Deacon, G. W. L.	Accountancy	Clerk	17.7.15
Deady, G. P.	Transportation	Shunter	15.7.15
Dean, A. F.	Transportation	Clerk	16.2.16
De Araugo, F.	Way and Works	Repairer	29.2.16
Dearlove, A.	Transportation	Labourer	17.1.16
Deayton, A. G.	Transportation	Lad Porter	30.6.15
De Carteret, A. C.	Way and Works	Labourer	20.8.14
De Chanéet, V. G. A.	Stores	Clerk	13.1.16
Deeble, W. S.	Rolling Stock	Engine Cleaner	12.7.15
Deegan, G. R.	Transportation	Labourer	12.6.15
De Grandi, A. H.	Transportation	Messenger	19.5.15
Delahunty, R. J.	Transportation	Porter	25.12.14
Delaney, C.	Way and Works	Labourer	31.7.15
Dell, O. T.	Rolling Stock	Engine Cleaner	19.9.14
Dell, W.	Way and Works	Skilled Labourer	10.11.14
Deller, A. E.	Rolling Stock	Lad Labourer	19.2.16
Deller, R. B.	Way and Works	Apprentice	15.7.15
Demery, J.	Way and Works	Skilled Labourer	21.8.14
Dempsey, J. M.	Transportation	Clerk	20.9.15
Densham, R. P.	Rolling Stock	Apprentice	19.4.15
Densham, R.	Rolling Stock	Fitter	3.2.16
Dermody, W.	Way and Works	Skilled Labourer	27.8.14
De Ross, A. G. S.	Transportation	Clerk	7.9.15
Derr, C. E.	Rolling Stock	Fireman	29.4.16
Deverall, J. S.	Transportation	Assistant Stationmaster	16.7.16
Devereaux, J.	Transportation	Labourer	12.6.15
Devine, T. E.	Transportation	Relieviug Porter	30.7.15
Dewsnap, J. W.	Transportation	Porter	15.7.15
Diamond, M.	Way and Works	Skilled Labourer	4.6.15
Dibble, J.	Way and Works	Carpenter	15.8.14
Dick, W. D.	Transportation	Goods Checker	9.4.15
Dickson, C.	Way and Works	Lad Labourer	31.10.14
Dickson, J.	Rolling Stock	Boilermaker	21.7.15
Dickson, J. C.	Transportation	Clerk	14.3.16
Dillon, G. M.	Transportation	Clerk	31.3.16
Disher, L. J.	Rolling Stock	Lad Labourer	17.8.14
Diston, J.	Rolling Stock	Engine Driver	1.12.15
Ditchburn, N. J.	Rolling Stock	Assistant Undergear Repairer	17.7.15
Dixon, A.	Rolling Stock	Engine Cleaner	17.6.16
Dixon, J. A.	Rolling Stock	Engine Cleaner	18.1.15
Dixon, R. O.	Rolling Stock	Lad Labourer	23.2.15
Dobbie, J.	Way and Works	Labourer	14.1.16
Dobney, G.	Stores	Clerk	10.7.15
Doherty, J. J.	Transportation	Lad Porter	17.2.15
Doherty, W. J.	Rolling Stock	Undergear Repairer	12.5.16
Doig, S.	Way and Works	Draughtsman	18.11.14
Donald, G. C.	Rolling Stock	Lad Car Cleaner	23.7.15
Donaldson, C.	Transportation	Clerk	21.9.14
Donaldson, D.	Rolling Stock	Engine Cleaner	22.7.15
Donaldson, J.	Transportation	Assistant Stationmaster	18.8.14
Donohue, A.	Rolling Stock	Engine Cleaner	9.7.15
Donohue, G. H.	Transportation	Shunter	3.8.16
Donohue, J.	Way and Works	Labourer	19.6.15
Donohue, J. W.	Way and Works	Repairer	23.7.15
Donohue, S.	Way and Works	Lad Labourer	2.8.15
Donohue, W.	Way and Works	Skilled Labourer	23.1.15
Donovan, P. C.	Accountancy	Clerk	14.7.15
Donovan, J. P.	Rolling Stock	Coppersmith	26.2.16
Doolan, W.	Way and Works	Labourer	17.1.16
Dooley, J. A.	Rolling Stock	Boilermaker	22.7.15
Doran, R. G.	Transportation	Clerk	24.9.14
Dorgan, J.	Stores	Labourer	15.2.16
Dornan, H.	Rolling Stock	Turner	1.3.16
Douglas, J. C.	Transportation	Waiter	31.8.14
Douglas, J. S.	Way and Works	Fitter	6.7.15

NAMES OF EMPLOYEES WHO HAVE ENLISTED FOR SERVICE—*continued.*

Name.	Branch.	Grade.	Date.
Dowding, J. H.	Way and Works	Stonemason	7.12.15
Dowie, A.	Way and Works	Labourer	28.8.14
Dowling, G.	Way and Works	Carpenter	13.8.15
Dowling, W. P.	Rolling Stock	Apprentice	1.4.15
Downie, J.	Transportation	Clerk	17.6.16
Downing, F.	Transportation	Clerk	4.8.15
Drake, J. P.	Transportation	Clerk	1.8.15
Draper, G. L.	Transportation	Porter	24.7.15
Drayson, H. J.	Rolling Stock	Lad Labourer	17.9.14
Drew, G. E.	Rolling Stock	Engine Cleaner	27.2.15
Drew, J.	Way and Works	Chainman	2.10.15
Drew, J. B.	Way and Works	Labourer	15.10.15
Driscoll, A.	Transportation	Labourer	27.10.14
Driver, R. T.	Transportation	Signal Porter	1.3.16
Droop, H. A.	Transportation	Lad Porter	15.7.15
Dryburgh, W. J.	Way and Works	Skilled Labourer	2.12.14
Dryburgh, W. V.	Way and Works	Cable Layer	15.7.15
Duckmanton, H.	Transportation	Porter	20.12.15
Dudley, W.	Way and Works	Labourer	8.9.14
Duell, H.	Way and Works	Repairer	30.7.15
Duff, A.	Rolling Stock	Apprentice	30.9.15
Duff, A. M. B.	Rolling Stock	Labourer	22.8.14
Duff, G. A.	Transportation	Yard Porter	2.9.15
Duggan, D.	Way and Works	Labourer	28.8.14
Duke, M.	Rolling Stock	Lad Labourer	14.2.16
Duncan, A. A.	Transportation	Clerk	8.1.15
Duncan, J. G.	Way and Works	Lad Labourer	13.3.15
Duncan, K. D.	Rolling Stock	Fireman	19.8.14
Duncan, R.	Rolling Stock	Engine Cleaner	20.4.16
Duncan, V. G.	Rolling Stock	Labourer	15.7.15
Duncombe, A. W.	Rolling Stock	Labourer	26.7.15
Dunkley, C. J.	Way and Works	Skilled Labourer	30.6.15
Dunkley, H. E.	Transportation	Porter	7.9.14
Dunn, F. V.	Transportation	Clerk	16.1.16
Dunn, J. N.	Printing and Stationery	Compositor	28.4.16
Dunn, M.	Way and Works	Labourer	19.8.14
Dunn, M. G.	Transportation	Labourer	17.7.15
Dunn, W.	Transportation	Vanman	10.7.15
Dunn, W. H.	Way and Works	Striker	19.7.15
Dunne, B.	Rolling Stock	Timber Stacker	1.2.16
Dunne, R. A.	Transportation	Signalman	28.3.16
Dunse, G.	Way and Works	Repairer	31.7.15
Dunstan, A.	Transportation	Messenger	9.1.15
Dunstan, H. J.	Transportation	Operating Porter	17.8.14
Durbam, A.	Rolling Stock	Car Cleaner	30.6.15
Durkin, J. H.	Rolling Stock	Labourer	1.2.16
Durkin, W.	Way and Works	Labourer	10.7.15
Durward, W. J.	Rolling Stock	Fireman	16.3.16
Dwyer, D. J.	Rolling Stock	Labourer	9.2.15
Dyall, F.	Rolling Stock	Lad Labourer	10.10.14
Dyson, F. W. H.	Way and Works	Labourer	22.8.14
Earl, A. W.	Rolling Stock	Engine Cleaner	23.5.16
Eastham, E. D.	Way and Works	Labourer	21.1.16
Eastwood, F.	Transportation	Clerk	16.8.15
Eastwood, R.	Secretary's	Clerk	17.8.14
Eaton, G. L.	Transportation	Shunter	8.2.15
Ebbott, W. H.	Transportation	Block Recorder	8.6.15
Ebdon, A. C.	Rolling Stock	Apprentice	26.8.15
Eddy, A. N.	Rolling Stock	Apprentice	19.2.16
Edgar, G. K. R.	Rolling Stock	Engine Cleaner	14.3.16
Edgcumbe, J.	Telegraph	Operator	31.5.16
Edmonds, G.	Rolling Stock	Lad Car Cleaner	20.4.16
Edmonds, J. S.	Transportation	Lad Porter	15.3.16
Edward, L. A.	Rolling Stock	Apprentice	19.2.16
Edwards, A.	Way and Works	Labourer	17.10.14
Edwards, B. J.	Transportation	Shunter	28.11.14
Edwards, G.	Rolling Stock	Fireman	20.7.15
Edwards, G.	Rolling Stock	Skilled Labourer	21.7.15

NAMES OF EMPLOYEES WHO HAVE ENLISTED FOR SERVICE—*continued.*

Name.	Branch.	Grade.	Date.
Edwards, J.	Way and Works	Labourer	24.8.14
Edwards, J. S.	Way and Works	Labourer	11.8.16
Edwards, L.	Way and Works	Labourer	15.2.16
Edwards, N.	Way and Works	Skilled Labourer	21.9.15
Edwards, R.	Rolling Stock	Car Cleaner	18.8.14
Edwards, V. C.	Rolling Stock	Apprentice	25.6.15
Edwards, W. S.	Transportation	Lad Porter	14.7.15
Egan, C. J.	Way and Works	Skilled Labourer	7.2.16
Egan, E. A.	Transportation	Clerk	25.3.16
Eggins, F. S.	Audit of Receipts	Ticket Sorter	29.5.15
Ellerton, J.	Rolling Stock	Labourer	11.4.15
Elliott, G.	Way and Works	Skilled Labourer	6.7.15
Elliott, J. A.	Way and Works	Fitter	19.2.16
Elliott, R. L.	Accountancy	Clerk	15.9.15
Elliott, W. E.	Way and Works	Apprentice	15.7.16
Ellis, D. C.	Way and Works	Striker	5.4.15
Ellis, E.	Transportation	Clerk	17.3.15
Ellis, F.	Transportation	Labourer	2.1.15
Ellis, F. J.	Transportation	Porter	31.1.16
Ellis, J. E. N.	Accountancy	Clerk	17.2.16
Ellis, P.	Way and Works	Labourer	2.11.15
Ellis, S. A.	Transportation	Ticket Collector	15.7.15
Ellis, S. T.	Transportation	Suburban Guard	23.7.15
Ellson, F.	Way and Works	Skilled Labourer	16.7.15
Elmer, H. J.	Rolling Stock	Engine Cleaner	31.3.16
Elsum, A. J.	Way and Works	Lad Labourer	6.2.15
Eltringham, G. M.	Rolling Stock	Apprentice	1.3.16
Emery, R. J.	Transportation	Shunter	18.3.16
Emmerson, H. J.	Way and Works	Clerk	10.7.15
Emmett, H. G.	Way and Works	Labourer	1.3.16
Emphield, M.	Way and Works	Labourer	15.8.14
Enders, E.	Rolling Stock	Wood Machinist	21.8.14
Enery, C. A. R.	Transportation	Clerk	19.2.16
England, F.	Rolling Stock	Fitter's Assistant	22.5.16
English, R. O.	Transportation	Operating Porter	3.3.16
Ennis, F. J.	Transportation	Clerk	19.7.16
Ennis, J.	Way and Works	Labourer	7.1.15
Epstein, M.	Way and Works	Labourer	8.7.15
Erfurth, F. G.	Way and Works	Labourer	18.8.14
Errington, W. J.	Transportation	Clerk	5.7.15
Espie, H.	Telegraph	Operator	5.6.16
Eva, J. R.	Transportation	Clerk	18.8.14
Evans, B.	Transportation	Porter	19.7.15
Evans, D. A.	Transportation	Labourer	28.11.14
Evans, D. E.	Transportation	Goods Guard	22.4.16
Evans, J.	Way and Works	Labourer	3.12.15
Evans, M.	Transportation	Porter	25.2.16
Everest, P. J.	Transportation	Labourer	18.8.14
Everett, A. E.	Way and Works	Repairer	17.8.14
Everson, A. W.	Way and Works	Clerk	29.7.15
Everson, J. C.	Way and Works	Apprentice	29.1.16
Ewart, G. E.	Transportation	Clerk	3.8.15
Ewert, A. S.	Transportation	Clerk	21.7.15
Eyers, C. A.	Electrical Engineering	Clerk	15.1.16
Falconer, D. H.	Audit of Receipts	Clerk	11.12.15
Falla, H. B.	Transportation	Porter	17.7.15
Falloon, E. A.	Transportation	Clerk	24.1.16
Fargher, P.	Transportation	Clerk	27.7.15
Fargher, P. A.	Transportation	Shunter	5.7.15
Farley, J.	Rolling Stock	Car Cleaner	18.8.14
Farmer, F.	Way and Works	Bricklayer	30.1.16
Farnell, F.	Transportation	Clerk	10.8.15
Farrer, F.	Rolling Stock	Turner	13.7.15
Farrelly, M.	Way and Works	Gateman	18.7.15
Farrelly, P.	Rolling Stock	Engine Cleaner	31.7.16
Faulds, A. E. L.	Rolling Stock	Fireman	3.4.16
Faull, W. J.	Transportation	Operating Porter	21.7.15
Fawkner, B.	Way and Works	Labourer	23.12.14

NAMES OF EMPLOYEES WHO HAVE ENLISTED FOR SERVICE—*continued.*

Name.	Branch.	Grade.	Date.
Feely, J. T.	Rolling Stock	Fitter	20.7.15
Fennelly, T. J.	Way and Works	Labourer	20.3.15
Fergeus, W. H.	Way and Works	Labourer	9.7.15
Ferguson, A.	Rolling Stock	Lad Labourer	17.3.16
Ferguson, D. McB.	Stores	Storeman	23.4.15
Ferguson, E. O.	Way and Works	Clerk	25.1.16
Ferguson, L. R.	Transportation	Assistant Stationmaster	10.7.15
Ferguson, W. B.	Way and Works	Clerk	19.2.16
Ferguson, W. J.	Way and Works	Repairer	31.1.16
Ferguson, W. W. L.	Transportation	Lad Porter	10.6.16
Ferns, W. M.	Rolling Stock	Engine Metallier	7.7.15
Ferry, J. W.	Way and Works	Platelayer	31.3.16
Fidler, W.	Way and Works	Pipe Jointer	29.1.16
Field, P.	Way and Works	Labourer	29.1.16
Fielden, L. W.	Transportation	Vanman	16.7.15
Fielding, G. G.	Transportation	Clerk	15.3.15
Finehett, C. E.	Telegraph	Messenger	23.3.16
Findlay, E.	Way and Works	Labourer	5.7.15
Findlay, T. R.	Transportation	Clerk	5.3.16
Finlay, L. G.	Rolling Stock	Striker	19.8.14
Finney, E.	Transportation	Clerk	29.2.16
Finney, W.	Transportation	Labourer	14.4.15
Fisher, P. E.	Rolling Stock	Fireman	30.4.16
Fisher, G. F.	Way and Works	Electrical Fitter	31.7.15
Fisk, C. R.	Telegraph	Lad Labourer	29.1.16
Fitzhenry, R.	Rolling Stock	Fireman	28.8.15
Fitzpatrick, E.	Rolling Stock	Fireman	22.1.15
Fitzpatrick, J.	Way and Works	Repairer	15.7.16
Fitzpatrick, M. J.	Transportation	Labourer	2.12.15
Fleet, A. G.	Rolling Stock	Fireman	21.7.15
Fleming, W. C.	Rolling Stock	Apprentice	19.7.15
Flenley, C.	Rolling Stock	Apprentice	12.6.15
Fletcher, F.	Rolling Stock	Striker	2.8.15
Fletcher, J. T.	Way and Works	Labourer	29.7.15
Fletcher, S. G.	Way and Works	Labourer	5.8.14
Flood, M.	Rolling Stock	Labourer	22.11.15
Floyd, W.	Rolling Stock	Engine Cleaner	19.4.15
Flynn, J. T.	Rolling Stock	Engine Cleaner	19.8.14
Flynn, T. H.	Transportation	Leading Shunter	31.3.16
Fogarty, P. J. J.	Telegraph	Operator	15.7.15
Foley, J. M.	Transportation	Shed Porter	8.4.16
Foley, P.	Way and Works	Repairer	15.4.16
Foley, T. C.	Rolling Stock	Engine Cleaner	17.2.16
Foley, W. L.	Transportation	Clerk	29.3.16
Foo, A. G. H.	Transportation	Leading Shunter	24.7.15
Fookes, F. R.	Way and Works	Labourer	16.9.15
Foote, H. G.	Way and Works	Labourer	31.7.15
Foote, I.	Way and Works	Lad Labourer	19.5.15
Foran, D. T.	Rolling Stock	Engine Cleaner	18.8.14
Forbes, R.	Way and Works	Labourer	28.6.16
Forbes, R.	Way and Works	Repairer	23.9.14
Ford, C. W.	Rolling Stock	Engine Cleaner	9.7.15
Ford, H.	Rolling Stock	Car and Waggon Builder	10.8.14
Fordham, A. E.	Rolling Stock	Lad Labourer	12.7.15
Fordham, L. R.	Rolling Stock	Car Builder	31.3.16
Foreman, G. W.	Way and Works	Surveying Assistant	1.3.15
Forrest, W.	Way and Works	Draftsman	17.5.15
Forrester, J. W.	Electrical Engineering	Labourer	31.8.15
Forster, F.	Rolling Stock	Boiletmaker	7.2.16
Fossett, C. W.	Transportation	Messenger	21.8.14
Foster, A. E.	Transportation	Clerk	19.8.14
Foster, E.	Rolling Stock	Engine Cleaner	27.8.15
Foster, S. J.	Way and Works	Skilled Labourer	16.3.16
Fowler, J.	Rolling Stock	Draftsman	16.4.15
Fowler, J.	Rolling Stock	Engine Cleaner	23.7.15
Fox, W.	Way and Works	Clerk	29.7.16
Fox, W. B.	Transportation	Conductor	6.2.16
Foyle, W. F.	Rolling Stock	Painter	3.2.16
Francis, A. R.	Rolling Stock	Fireman	19.8.15

NAMES OF EMPLOYEES WHO HAVE ENLISTED FOR SERVICE—*continued.*

Name.	Branch.	Grade.	Date.
Francis, E.	Way and Works	Labourer	19.6.15
Franklin, W. C.	Transportation	Yard Porter	13.5.16
Franzi, A. A.	Transportation	Operating Porter	9.10.15
Fraser, D. W.	Way and Works	Lad Labourer	17.2.16
Fraser, H.	Rolling Stock	Painter	19.7.15
Fraser, W.	Way and Works	Repairer	26.7.15
Fraser, W. E.	Rolling Stock	Lad Labourer	7.7.15
Fraser, W. J.	Rolling Stock	Apprentice	14.5.15
Frawley, F. W.	Printing and Stationery	Clerk	20.11.14
Frayne, W.	Way and Works	Clerk	20.7.15
Frazer, D. C.	Way and Works	Chainman	15.2.16
Fredericks, H. J.	Transportation	Labourer	17.8.14
Freeman, G. A.	Accountancy	Clerk	18.8.14
Freeman, J. P.	Rolling Stock	Driller	6.6.16
Frencham, H. F.	Way and Works	Carpenter	15.7.15
Frewin, F. L.	Rolling Stock	Engine Cleaner	19.8.14
Fricker, R. E.	Transportation	Assistant Stationmaster	19.7.15
Friend, F. N.	Rolling Stock	Fireman	22.7.15
Friend, R. W.	Way and Works	Clerk	19.8.14
Frost, E. N.	Transportation	Lad Porter	31.3.15
Frost, L. J.	Transportation	Lad Porter	9.7.15
Fuhrstrom, R.	Rolling Stock	Engine Cleaner	17.5.15
Fullard, H.	Transportation	Porter	16.7.15
Fullarton, A. E.	Stores	Clerk	19.7.15
Fullerton, S. D.	Transportation	Lad Porter	16.3.16
Furnell, G. J.	Rolling Stock	Blacksmith	14.4.15
Furnell, W.	Rolling Stock	Striker	15.2.15
Gadenne, W.	Way and Works	Skilled Labourer	9.7.15
Gafford, H.	Rolling Stock	Labourer	9.7.15
Galbraith, A.	Way and Works	Lad Labourer	16.7.15
Galbraith, G. S.	Rolling Stock	Padmaker	2.8.15
Gale, A. C.	Printing and Stationery	Messenger	12.5.16
Gale, E. A.	Transportation	Goods Guard	29.4.16
Gale, E. A.	Transportation	Lad Porter	28.7.15
Gale, H. T.	Accountancy	Clerk	12.7.15
Gale, L.	Printing and Stationery	Messenger	12.5.16
Gale, O. W.	Stores	Labourer	11.3.16
Gallagher, P.	Rolling Stock	Bolt and Nut Maker	29.2.16
Gallin, F. H.	Transportation	Clerk	9.7.15
Galvin, N.	Rolling Stock	Blacksmith	21.2.16
Gamble, W. C.	Rolling Stock	Apprentice	11.8.16
Game, A. E.	Transportation	Shunter	31.7.15
Games, J. D.	Electrical Engineering	Lad Labourer	18.8.14
Gamil, J.	Transportation	Cook	15.5.15
Gammon, S.	Rolling Stock	Casting Dresser	15.7.15
Gandy, J. F.	Rolling Stock	Labourer	27.7.15
Gardiner, C. E.	Rolling Stock	Fireman	19.7.15
Gardiner, J. J. C.	Transportation	Operating Porter	5.5.16
Gardiner, M.	Rolling Stock	Car Builder	17.7.15
Gargurevich, H. N.	Way and Works	Clerk	6.3.16
Gasperino, L.	Rolling Stock	Apprentice	9.3.16
Garner, V. G.	Transportation	Clerk	17.9.14
Gaynor, P.	Transportation	Labourer	28.2.16
Gaywood, E. A.	Transportation	Lad Porter	15.7.15
George, A.	Rolling Stock	Engine Cleaner	8.3.15
George, F. R.	Transportation	Labourer	10.9.14
George, H. T.	Audit of Receipts	Clerk	2.6.16
George, R. L.	Rolling Stock	Electroplater	7.9.15
George, R. W.	Way and Works	Fitter	19.7.15
George, S. L.	Way and Works	Repairer	15.1.15
Gibbens, A.	Rolling Stock	Striker	1.2.16
Gibbons, D. T.	Transportation	Porter	31.8.15
Gibbons, G. R.	Transportation	Lad Porter	11.2.16
Gibbs, G.	Way and Works	Labourer	15.1.15
Giblett, E. W.	Rolling Stock	Labourer	15.5.15
Gibson, A.	Transportation	Operating Porter	10.3.16
Gibson, A. J.	Rolling Stock	Skilled Labourer	2.7.15
Gibson, H. S.	Transportation	Clerk	8.7.15

NAMES OF EMPLOYEES WHO HAVE ENLISTED FOR SERVICE—*continued.*

Name.	Branch.	Grade.	Date.
Gibson, I.	Way and Works	Skilled Labourer	31.8.15
Gibson, R. A.	Transportation	Messenger	17.8.14
Gibson, W. H.	Rolling Stock	Engine Cleaner	14.4.16
Gilbert, E. W.	Rolling Stock	Fireman	22.2.14
Gilchrist, J.	Way and Works	Labourer	30.11.15
Gilder, F. N.	Way and Works	Clerk	19.8.14
Giles, G.	Way and Works	Labourer	22.12.15
Gill, P. W.	Rolling Stock	Boilermaker	5.2.16
Gillbee, W. J.	Way and Works	Skilled Labourer	23.7.15
Gillett, J. M.	Rolling Stock	Labourer	16.7.15
Gillies, R.	Rolling Stock	Engine Cleaner	16.9.14
Gilligan, F. G.	Transportation	Guard	31.7.15
Gillingham, G.	Transportation	Clerk	12.9.15
Gills, W.	Electrical Engineering	Labourer	16.8.14
Girdwood, W.	Rolling Stock	Apprentice	31.7.15
Giroud, H. A.	Transportation	Shunter	4.7.15
Glenfield, W. D.	Transportation	Operating Porter	19.9.14
Gleeson, D. J. G.	Audit of Receipts	Clerk	5.6.15
Gleeson, J.	Telegraph	Operator	27.6.15
Gleeson, T. M.	Transportation	Porter	28.2.16
Glendinning, W. T.	Transportation	Special Inquiry Officer	22.8.14
Glenister, R. C.	Rolling Stock	Apprentice	17.8.14
Glenister, V.	Rolling Stock	Engine Cleaner	18.8.14
Glew, G.	Way and Works	Labourer	13.2.15
Goad, W. J. B.	Transportation	Clerk	15.7.15
Goble, F. J.	Transportation	Ticket Collector	16.4.16
Goble, H. C.	Accountancy	Clerk	2.2.16
Goble, N. F.	Transportation	Clerk	17.8.14
Goble, S. J.	Transportation	Stationmaster	31.5.15
Goldby, W.	Transportation	Clerk	27.7.15
Goode, C. T.	Way and Works	Bricklayer	1.9.15
Goode, J.	Rolling Stock	Striker	1.2.16
Goode, J. H.	Way and Works	Repairer	31.1.16
Goode, L. J.	Rolling Stock	Fireman	23.2.15
Goode, R.	Way and Works	Labourer	18.8.14
Goodman, P.	Telegraph	Apprentice	18.8.14
Goonan, J.	Transportation	Number Taker	27.8.15
Gorby, J.	Way and Works	Labourer	29.1.16
Gordon, D.	Way and Works	Labourer	21.9.14
Gordon, E. J.	Rolling Stock	Fireman	28.7.15
Gordon, J. D.	Transportation	Clerk	30.1.15
Gordon, P. L. D.	Way and Works	Storeman	5.8.15
Gordon, R. J.	Rolling Stock	Striker	1.9.15
Gordon, S. J.	Rolling Stock	Labourer	6.3.15
Gordon, W. R.	Transportation	Lad Porter	16.7.15
Gore, S. C.	Way and Works	Boilermaker's Help	21.5.16
Gorman, T.	Rolling Stock	Fireman	30.7.15
Gouder, J.	Transportation	Labourer	16.1.15
Gould, E.	Way and Works	Labourer	5.2.16
Grace, J. C. T. J.	Transportation	Signal Porter	24.7.15
Grace, W.	Way and Works	Skilled Labourer	30.6.15
Graham, J. W.	Transportation	Porter	17.6.16
Graham, R. H.	Transportation	Porter	31.8.15
Grainger, J. M.	Transportation	Signalman	26.7.16
Grams, G. C.	Way and Works	Skilled Labourer	23.7.15
Grandin, N. H.	Way and Works	Lad Labourer	31.7.15
Granger, W. B.	Rolling Stock	Fitter	13.10.14
Grant, A.	Way and Works	Skilled Labourer	17.9.14
Grant, G. T.	Rolling Stock	Clerk	16.7.15
Grant, J.	Transportation	Lad Porter	15.7.15
Grant, K.	Way and Works	Skilled Labourer	19.9.14
Grant, W.	Rolling Stock	Painter	1.6.16
Graves, F.	Transportation	Porter	25.9.14
Gray, G. G.	Transportation	Porter	1.7.15
Gray, J. M.	Transportation	Clerk	8.8.15
Gray, L.	Transportation	Labourer	29.3.16
Gray, L.	Printing and Stationery	Machine Feeder	30.6.15
Gray, R.	Rolling Stock	Engine Cleaner	1.3.16
Gray, R.	Way and Works	Labourer	15.3.16
Gray, S. J. C.	Transportation	Lampman	27.7.15

NAMES OF EMPLOYEES WHO HAVE ENLISTED FOR SERVICE—*continued.*

Name.	Branch.	Grade.	Date.
Gray, T. J.	Transportation	Signal Porter	7.9.15
Gray, W.	Rolling Stock	Lad Labourer	18.1.15
Gray, W. V.	Rolling Stock	Fitter	18.8.14
Greaves, C. O.	Telegraph	Operator	18.8.14
Greaves, J.	Rolling Stock	Fireman	24.7.15
Greaves, N. L.	Transportation	Operating Porter	27.7.15
Green, E. J.	Transportation	Porter	21.7.15
Green, H. K.	Way and Works	Apprentice	15.7.16
Green, W.	Transportation	Lad Porter	15.7.15
Greenaway, W. G.	Rolling Stock	Lad Labourer	15.9.14
Greene, A. C.	Rolling Stock	Engine Cleaner	21.8.14
Greene, E. L.	Transportation	Lad Porter	15.7.15
Greene, T. J.	Transportation	Relieving Porter	15.9.15
Greenland, G. T.	Rolling Stock	Apprentice	31.7.15
Greenlees, R.	Electrical Engineering	Labourer	3.7.15
Greenwood, H.	Rolling Stock	Iron Machinist	21.8.14
Gregan, C. F.	Transportation	Lad Porter	14.2.15
Gregan, T. R.	Transportation	Messenger	21.7.15
Gregory, A. J.	Transportation	Operating Porter	16.8.14
Gregory, F. S.	Transportation	Clerk	13.11.15
Grehan, F. A.	Transportation	Conductor	17.8.14
Gregson, T.	Way and Works	Labourer	8.7.15
Greig, S. A.	Rolling Stock	Wood Machinist	22.7.15
Grennell, E.	Rolling Stock	Car Cleaner	11.8.15
Grey, A. T.	Way and Works	Labourer	4.2.16
Grey, W. B.	Way and Works	Repairer	16.7.15
Gribben, J.	Way and Works	Boilermaker	23.6.15
Grieve, C.	Rolling Stock	Lad Labourer	16.11.15
Grieves, J.	Way and Works	Batteryman	15.7.15
Grieves, J.	Way and Works	Labourer	10.7.15
Griffen, J.	Rolling Stock	Apprentice	17.9.15
Griffin, V.	Accountancy	Clerk	17.7.15
Griffiths, C.	Transportation	Operating Porter	18.3.16
Griffiths, R. P.	Transportation	Lad Porter	25.1.16
Griffiths, W. J.	Way and Works	Repairer	16.3.16
Grigsby, H. J.	Transportation	Clerk	9.8.15
Groening, N. A.	Accountancy	Clerk	27.7.15
Groves, D.	Way and Works	Repairer	25.8.14
Groves, H. A.	Way and Works	Labourer	13.7.15
Guest, F.	Way and Works	Skilled Labourer	10.9.15
Gullick, G. H. D.	Transportation	Clerk	27.7.15
Gullick, R. C.	Transportation	Clerk	31.8.15
Gullick, V.	Way and Works	Labourer	25.6.15
Gullick, W. T. S.	Transportation	Assistant Stationmaster	13.7.15
Gunnell, D. H. V.	Rolling Stock	Engine Cleaner	17.3.16
Gunther, T. H.	Rolling Stock	Engine Cleaner	16.5.16
Guyatt, H. A.	Rolling Stock	Engine Cleaner	26.8.14
Hackett, F. A.	Transportation	Clerk	1.3.16
Hackett, F. W.	Transportation	Labourer	24.11.15
Haddon, J. R.	Transportation	Lad Porter	15.7.15
Hadler, J. H.	Way and Works	Lad Labourer	17.7.15
Hadlow, J.	Rolling Stock	Engine Cleaner	15.1.16
Hahn, A. W.	Way and Works	Lad Labourer	13.7.15
Haines, V. R.	Rolling Stock	Fireman	29.2.16
Haining, G. S.	Telegraph	Operator	19.5.15
Haining, T. E.	Telegraph	Operator	31.1.15
Haldane, G.	Rolling Stock	Car Builder	31.7.15
Hale, H. G.	Transportation	Lad Porter	17.9.15
Hale, N. A.	Telegraph	Apprentice	7.7.15
Halkett, G.	Rolling Stock	Fitter	23.10.15
Hall, A. E.	Transportation	Clerk	27.1.16
Hall, E. W.	Rolling Stock	Lad Labourer	14.7.15
Hall, F. G.	Rolling Stock	Machine Moulder	15.7.15
Hall, G.	Rolling Stock	Labourer	1.9.15
Hall, H.	Transportation	Lad Porter	13.1.16
Hall, J. H.	Transportation	Leading Lampman	30.8.15
Hall, R. J.	Rolling Stock	Car Cleaner	22.8.14
Hall, W.	Way and Works	Labourer	9.2.16
Hall W. G. G.	Transportation	Signalman	1.5.15

NAMES OF EMPLOYEES WHO HAVE ENLISTED FOR SERVICE—*continued.*

Name.	Branch.	Grade.	Date.
Hall, W. J.	Transportation	Messenger	30.8.15
Halliday, P.	Electrical Engineering	Labourer	6.7.15
Halvey, J. P.	Way and Works	Repairer	3.7.15
Hamilton, R.	Rolling Stock	Boilermaker	25.2.15
Hammond, J.	Way and Works	Fitter	23.7.15
Hanan, R. H.	Rolling Stock	Fireman	27.3.16
Hanlon, P.	Rolling Stock	Engine Cleaner	1.3.16
Hansen, C. J.	Rolling Stock	Fireman	13.7.15
Hansford, R. G.	Rolling Stock	Junior Draughtsman	25.4.16
Hanson, W.	Transportation	Shunter	14.3.16
Haoust, V.	Rolling Stock	Stoker	15.9.15
Harbourd, C. S.	Rolling Stock	Engine Cleaner	30.7.15
Harden, H...	Telegraph	Electrical Fitter	7.8.14
Harder, G. F.	Way and Works	Labourer	24.2.16
Harder, W. J. C.	Transportation	Lad Porter	15.5.16
Hardiman, S. J.	Rolling Stock	Labourer	1.2.16
Harding, D. D.	Transportation	Clerk	13.12.15
Harding, F.	Rolling Stock	Turner	29.2.16
Harding, H. A.	Transportation	Clerk	18.6.16
Harding, J.	Way and Works	Clerk	19.8.14
Harding, J. H.	Way and Works	Skilled Labourer	15.3.16
Harding, L. T.	Transportation	Clerk	19.8.14
Hardy, B. F.	Way and Works	Skilled Labourer	24.12.15
Hare, G. P.	Way and Works	Lad Labourer	31.8.15
Harley, F.	Rolling Stock	Apprentice	28.8.15
Harley, W. C.	Transportation	Clerk	30.6.15
Harney, J.	Rolling Stock	Fitters' Assistant	19.7.15
Harper, C.	Rolling Stock	Engine Cleaner	11.5.16
Harper, H. J. C.	Rolling Stock	Fireman	5.7.15
Harper, J.	Rolling Stock	Engine Cleaner	4.12.14
Harper, J. S.	Transportation	Lad Porter	4.4.16
Harries, G. J.	Rolling Stock	Engine Driver	3.12.15
Harrigan, J. E.	Transportation	Number Taker	10.7.15
Harris, B.	Rolling Stock	Painter	17.1.16
Harris, D. B.	Rolling Stock	Boilermaker's Help	10.1.16
Harris, E. M.	Rolling Stock	Coppersmith	18.5.16
Harris, N. C.	Rolling Stock	Draughtsman	21.9.15
Harris, R. A.	Transportation	Shunter	8.1.16
Harrison, A.	Transportation	Labourer	8.8.14
Harrison, H. A.	Way and Works	Clerk	16.1.15
Harrison, J. G.	Rolling Stock	Striker	30.7.15
Harrison, P. R.	Rolling Stock	Apprentice	13.4.16
Harrison, V. L.	Rolling Stock	Truck Weigher	2.6.15
Harrison, W. A.	Transportation	Porter	22.7.16
Harrison, W. C.	Transportation	Lad Porter	29.2.16
Harrison, W. F.	Way and Works	Labourer	17.7.15
Harrop, E. W.	Electrical Engineering	Lad labourer	31.3.16
Harry, J.	Way and Works	Labourer	22.8.14
Harry, S.	Way and Works	Labourer	31.7.15
Hartley, J.	Rolling Stock	Fireman	5.1.16
Hartwell, W.	Rolling Stock	Car Cleaner	13.8.14
Harty, W.	Transportation	Labourer	25.3.16
Harvey, A. J.	Transportation	Leading Shunter	7.6.15
Harvey, B. C.	Telegraph	Operator	21.2.16
Harvey, F. W.	Way and Works	Draughtsman	4.10.15
Harvey, H.	Rolling Stock	Labourer	26.7.16
Harvey, L. J.	Transportation	Porter	15.10.15
Harvey, P.	Rolling Stock	Train Examiner	2.11.14
Haslett, H.	Rolling Stock	Labourer	1.4.16
Hassett, H.	Transportation	Clerk	16.3.15
Hatch, A.	Way and Works	Striker	22.7.15
Hatty, J. H.	Rolling Stock	Car Builder	11.1.15
Hawken, J.	Rolling Stock	Apprentice	29.2.16
Hawkin, J.	Way and Works	Repairer	15.2.16
Hawkins, A. G.	Audit of Receipts	Clerk	15.7.15
Hawksley, E. L.	Rolling Stock	Car Builder	22.6.16
Hayden, J. S.	Rolling Stock	Engine Cleaner	31.3.16
Hawthorn, W.	Rolling Stock	Fitter	31.7.15
Hayes, J. C.	Stores	Labourer	7.8.15

NAMES OF EMPLOYEES WHO HAVE ENLISTED FOR SERVICE—*continued.*

Name.	Branch.	Grade.	Date.
Hayes, J. T.	Rolling Stock	Fireman	3.4.16
Hayle, F. T.	Rolling Stock	Fireman	6.7.15
Haywood, A. C.	Rolling Stock	Boilermaker	19.2.16
Haxby, H.	Rolling Stock	Lad Labourer	3.5.15
Headen, W.	Rolling Stock	Fitter's Assistant	30.3.16
Heales, T.	Transportation	Labourer	14.6.15
Healy, L. W.	Rolling Stock	Clerk	12.11.14
Healy, T. J.	Rolling Stock	Engine Cleaner	19.10.14
Hearn, E. S.	Rolling Stock	Fitter	10.7.15
Heathcote, A.	Rolling Stock	Engine Cleaner	22.7.15
Heathcote, R.	Rolling Stock	Car Builder	1.9.15
Hedrick, W. B.	Way and Works	Labourer	22.7.16
Heenan, A. P.	Way and Works	Labourer	13.5.16
Heffron, F. L.	Rolling Stock	Sailmaker	1.4.16
Helsham, J. D. G.	Rolling Stock	Engine Cleaner	14.9.14
Hemming, W. R.	Stores	Clerk	5.12.14
Henderson, A. McG.	Way and Works	Lad Labourer	23.7.15
Henderson, G.	Way and Works	Artisan's Assistant	15.7.15
Henderson, L. W.	Rolling Stock	Fireman	29.7.15
Henderson, R. E. D.	Way and Works	Lad Labourer	26.1.15
Henderson, V. W.	Transportation	Porter	14.7.15
Hennessey, J. R.	Rolling Stock	Fireman	19.8.14
Hennessy, J.	Transportation	Labourer	16.9.14
Hennessy, J. J.	Way and Works	Lad Labourer	10.12.15
Hennett, A. J.	Transportation	Goods Checker	15.7.15
Herbert, P. C.	Way and Works	Lad Labourer	15.7.15
Heron, G.	Way and Works	Lad Labourer	30.9.15
Heron, W. C.	Rolling Stock	Fireman	3.3.15
Hetherington, J.	Way and Works	Labourer	29.2.16
Hewat, R.	Way and Works	Lad Labourer	20.7.15
Hewett, A. T.	Rolling Stock	Car Builder	14.4.15
Hewitson, J. C.	Telegraph	Operator	1.2.15
Hewitt, C. R.	Electrical Engineering	Electrical Mechanic	17.7.16
Heyme, E. C.	Rolling Stock	Engine Cleaner	7.9.14
Heyme, G. T.	Transportation	Clerk	31.12.15
Hibberd, A. F.	Transportation	Clerk	27.10.15
Hickey, W. P.	Transportation	Conductor	18.7.15
Hicks, C. W.	Telegraph	Instrument Maker	3.8.14
Hicks, H. L.	Rolling Stock	Fireman	29.7.15
Higgins, H. G.	Rolling Stock	Labourer	5.8.16
Higgins, M. F.	Way and Works	Carpenter	30.6.15
Higgins, T.	Rolling Stock	Apprentice	19.2.16
Higham, F.	Rolling Stock	Tuber	20.3.16
Highett, T.	Rolling Stock	Fitter	19.7.15
Higson, J.	Transportation	Conductor	13.11.15
Hilditch, L.	Telegraph	Lad Labourer	7.7.16
Hill, E. J.	Way and Works	Skilled Labourer	22.3.16
Hill, J. H.	Transportation	Labourer	16.2.16
Hill, R. S.	Way and Works	Lad Labourer	24.1.16
Hill, W.	Way and Works	Labourer	9.7.15
Hill, W. A.	Way and Works	Skilled Labourer	17.8.14
Hill, W. J.	Way and Works	Lad Labourer	20.2.15
Hill, W. S.	Transportation	Porter	15.7.15
Hilliard, J.	Rolling Stock	Fitter	15.1.15
Hilsley, P.	Way and Works	Labourer	21.7.16
Hince, W. W.	Transportation	Labourer	7.7.15
Hinchen, R. J.	Rolling Stock	Fireman	17.7.15
Hindley, H.	Rolling Stock	Fireman	8.7.15
Hindson, C. F.	Way and Works	Apprentice	18.2.16
Hindson, R. R.	Rolling Stock	Ironmoulder	1.5.16
Hindson, W. M.	Way and Works	Labourer	22.8.15
Hiscock, N. F.	Transportation	Operating Porter	27.12.15
Hitchcock, A.	Rolling Stock	Engine Cleaner	21.3.15
Hitchcock, W.	Rolling Stock	Fireman	4.2.16
Hitzerath, G. R.	Transportation	Clerk	25.10.15
Hoad, F. J. S.	Telegraph	Batteryman	7.7.15
Hoare, J.	Way and Works	Labourer	7.11.14
Hoatson, W. V.	Transportation	Clerk	21.7.15
Hobbins, A. A.	Transportation	Lad Porter	18.8.14

NAMES OF EMPLOYEES WHO HAVE ENLISTED FOR SERVICE—*continued.*

Name.	Branch.	Grade.	Date.
Hobbins, H. B.	Transportation	Goods Guard	3.3.16
Hobbs, E. A. V.	Rolling Stock	Apprentice	31.7.15
Hobbs, J. D.	Rolling Stock	Engine Cleaner	30.9.15
Hobbs, W.	Way and Works	Labourer	8.7.15
Hocking, E.	Transportation	Labourer	29.6.15
Hocking, P.	Rolling Stock	Engine Cleaner	19.7.15
Hodge, R. E.	Rolling Stock	Fitter	19.2.16
Hodge, W. E. G.	Transportation	Clerk	2.8.15
Hodges, W. McI.	Accountancy	Clerk	9.1.16
Hodgson, G.	Rolling Stock	Fitter	17.8.15
Hodson, J. S.	Transportation	Suburban Guard	14.4.16
Hoffman, W.	Way and Works	Artisan's Assistant	9.9.14
Hogan, E. W.	Rolling Stock	Engine Cleaner	3.6.16
Hogan, J. M.	Transportation	Labourer	2.2.16
Hogan, J. P.	Transportation	Block Recorder	3.11.14
Hogan, M.	Transportation	Porter	17.7.15
Hogan, W. A. S.	Way and Works	Clerk	15.2.16
Hogg, G.	Rolling Stock	Striker	15.6.15
Hogg, T.	Rolling Stock	Labourer	19.8.14
Hoggart, A.	Rolling Stock	Car Builder	1.2.16
Holbrook, S. H. H.	Transportation	Block Recorder	18.8.14
Holden, E. J.	Rolling Stock	Fitters' Assistant	29.9.15
Holden, T.	Transportation	Lad Porter	30.9.15
Holford, E. T.	Rolling Stock	Fitter	7.8.16
Holland, A. F.	Rolling Stock	Coppersmith	10.6.15
Holland, J. E.	Transportation	Clerk	7.8.15
Holland, W.	Rolling Stock	Labourer	1.7.15
Hollings, W. J.	Rolling Stock	Leading Driller	19.7.15
Hollis, A.	Rolling Stock	Car Builder	16.2.15
Hollis, R. C.	Rolling Stock	Apprentice	12.4.15
Holloway, C. M.	Electrical Engineering	Electrical Fitter	18.8.14
Holmes, C. H.	Secretary's	Clerk	22.2.15
Holmes, G. P.	Rolling Stock	Engine Cleaner	14.4.16
Holmes, W. F.	Way and Works	Labourer	2.8.15
Holroyd, J.	Rolling Stock	Labourer	28.2.16
Holskamp, V. G.	Telegraph	Lamp Maker	15.7.15
Holt, E. G.	Telegraph	Lad Labourer	24.6.16
Holtz, H. D.	Rolling Stock	Boilermaker's Help	27.7.15
Homel, F. C.	Way and Works	Labourer	10.3.16
Hook, W. W.	Rolling Stock	Train Examiner	19.8.14
Hooley, A.	Way and Works	Labourer	18.8.14
Hooper, R. M. F.	Rolling Stock	Blacksmith	16.8.14
Hooppell, P. S.	Accountancy	Clerk	19.8.14
Hope, R.	Way and Works	Painter	15.6.15
Hopkins, G.	Way and Works	Labourer	12.2.16
Hopley, J. S.	Rolling Stock	Engine Cleaner	11.2.16
Hopley, W.	Way and Works	Lad Labourer	15.2.16
Hopper, J. A.	Transportation	Clerk	22.3.16
Horgan, R. J.	Rolling Stock	Engine Cleaner	5.6.15
Hornby, L. L.	Rolling Stock	Apprentice	23.12.14
Horsburgh, J. F.	Transportation	Clerk	26.7.15
Horsley, R. T.	Rolling Stock	Engine Cleaner	4.12.14
Horwood, W.	Way and Works	Labourer	3.8.15
Hosking, A.	Way and Works	Apprentice	24.12.15
Hosking, B. E.	Way and Works	Clerk	6.11.15
Hosking, B. P.	Way and Works	Labourer	17.8.14
Hosking, C. J.	Rolling Stock	Engine Cleaner	18.8.14
Houlihan, J.	Way and Works	Clerk	21.6.15
Houston, J. O.	Telegraph	Operator	6.4.16
Houston, J. V.	Printing and Stationery	Messenger	24.7.15
Houston, W. M.	Printing and Stationery	Clerk	18.1.16
Howard, F. M.	Way and Works	Skilled Labourer	1.4.15
Howells, C.	Transportation	Clerk	6.11.15
Howie, R. H.	Transportation	Clerk	5.2.16
Howlett, R.	Way and Works	Skilled Labourer	24.12.15
Howlie, E.	Way and Works	Repairer	20.5.16
Hoy, C.	Way and Works	Clerk	29.3.16
Hubble, R. A.	Transportation	Lad Porter	21.7.15
Hudson, G. A.	Rolling Stock	Engine Cleaner	24.9.15

NAMES OF EMPLOYEES WHO HAVE ENLISTED FOR SERVICE—*continued.*

Name.	Branch.	Grade.	Date.
Hughes, A. J.	Transportation	Messenger	7.7.15
Hughes, A. M.	Rolling Stock	Apprentice	2.5.16
Hughes, D.	Rolling Stock	Lad Labourer	16.6.15
Hughes, G. J.	Way and Works	Lad Labourer	2.7.15
Hughes, J.	Way and Works	Labourer	31.7.15
Hughes, V. L.	Transportation	Operating Porter	13.3.15
Hulme, C. E.	Rolling Stock	Apprentice	14.7.15
Hulme, W.	Way and Works	Clerk	29.6.15
Hulse, R. E.	Transportation	Yard Porter	14.5.15
Hulse, W. A.	Rolling Stock	Painter	7.7.15
Humphreys, A.	Rolling Stock	Oiler	10.8.14
Humphreys, J. W.	Rolling Stock	Labourer	17.7.15
Humphries, A.	Rolling Stock	Boilermaker	16.1.15
Hunnam, N. L.	Transportation	Clerk	21.7.15
Hunt, C. S.	Transportation	Lad Porter	17.8.14
Hunt, G.	Transportation	Shunter	21.12.14
Hunt, J.	Way and Works	Clerk	1.7.15
Hunter, W.	Rolling Stock	Car Builder	29.1.16
Hurley, T. R. R	Transportation	Porter	15.7.15
Hussey, J. H.	Transportation	Clerk	29.7.15
Hutchinson, C. E.	Telegraph	Operator	19.8.16
Hutt, A.	Way and Works	Labourer	19.8.14
Hutt, G.	Way and Works	Labourer	24.7.15
Hutson, F. A.	Rolling Stock	Engine Cleaner	28.7.15
Hyatt, A. H.	Rolling Stock	Engine Cleaner	12.4.16
Hyatt, E. J.	Rolling Stock	Engine Cleaner	8.5.15
Hyde, W. J.	Rolling Stock	Engine Cleaner	1.3.15
Hyland, A. E.	Secretary's	Clerk	27.3.16
Hynes, J.	Rolling Stock	Fireman	30.4.15
Iddles, E.	Transportation	Signal Porter	20.7.15
Illman, G. J.	Transportation	Goods Checker	17.8.14
Incoll, J. N.	Way and Works	Electrical Fitter	10.7.15
Ingham, C. E.	Way and Works	Repairer	15.12.14
Inglis, G. R.	Rolling Stock	Clerk	17.8.14
Ingram, A. H.	Electrical Engineering	Skilled Labourer	29.2.16
Inman, F.	Transportation	Lad Porter	23.9.14
Innes, J.	Way and Works	Labourer	15.7.15
Ireland, A. E.	Rolling Stock	Apprentice	19.2.16
Irvine, R.	Transportation	Labourer	14.6.15
Irwin, E. C.	Transportation	Clerk	27.4.15
Irwin, E. M.	Way and Works	Repairer	6.1.15
Irwin, H.	Way and Works	Labourer	25.2.16
Isbell, F.	Transportation	Porter	15.7.15
Jack, A. G.	Rolling Stock	Engine Cleaner	25.2.16
Jacks, E.	Rolling Stock	Fireman	20.4.16
Jackson, F.	Rolling Stock	Labourer	21.2.16
Jackson, I. R. T.	Transportation	Clerk	1.5.16
Jackson, L.	Way and Works	Skilled Labourer	2.7.15
Jackson, W.	Transportation	Leading Shunter	13.7.15
Jacobs, C.	Rolling Stock	Labourer	27.9.15
Jacques, C. H.	Rolling Stock	Striker	3.7.16
James, E. C. M.	Telegraph	Clerk	9.3.16
James, F.	Way and Works	Labourer	16.1.15
James, G. T.	Rolling Stock	Lad Labourer	7.2.16
James, H. L.	Telegraph	Lineman	19.8.15
James, S. W. E.	Transportation	Despatch Porter	14.7.15
James, W. J. S.	Transportation	Clerk	21.7.15
Jamieson, R.	Rolling Stock	Lad Labourer	16.7.15
Jaques, R. F.	Way and Works	Clerk	25.7.15
Jeffs, A. R.	Transportation	Lad Porter	18.6.15
Jeffs, H. W.	Rolling Stock	Apprentice	15.2.16
Jenkin, P.	Rolling Stock	Iron Machinist	27.1.16
Jenkins, A.	Rolling Stock	Labourer	2.8.16
Jenkins, A.	Transportation	Labourer	12.7.15
Jenkins, A. J.	Transportation	Shunter	29.7.15
Jenkins, S. E.	Transportation	Clerk	21.1.16
Jennings, H. C.	Audit of Receipts	Clerk	22.3.15

NAMES OF EMPLOYEES WHO HAVE ENLISTED FOR SERVICE—*continued.*

Name.	Branch.	Grade.	Date.
Jennings, H. J.	Way and Works	Labourer	21.5.16
Jessup, C. J.	Rolling Stock	Engine Cleaner	19.8.14
Jessup, S. B.	Transportation	Lad Porter	22.7.15
Jewell, R. H.	Way and Works	Repairer	29.3.16
Johannsen, P. N.	Transportation	Clerk	24.7.15
Johns, F. E.	Transportation	Clerk	5.8.15
Johnson, C. I.	Rolling Stock	Blacksmith	6.3.16
Johnson, E. W.	Rolling Stock	Clerk	12.7.15
Johnson, L. J.	Rolling Stock	Labourer	16.6.15
Johnson, P. C.	Transportation	Parcels Porter	3.3.16
Johnson, W.	Rolling Stock	Labourer	31.7.16
Johnston, A. J.	Transportation	Yard Porter	15.4.16
Johnston, A. P.	Way and Works	Labourer	7.7.15
Johnston, A. W.	Way and Works	Engineer	15.1.16
Johnston, C. S.	Audit of Receipts	Clerk	17.9.14
Johnston, G.	Transportation	Porter	3.3.15
Johnston, G. F.	Audit of Receipts	Clerk	9.6.15
Johnston, J. A. K.	Rolling Stock	Fitter	14.8.14
Jolley, E. W.	Transportation	Clerk	6.8.15
Jones, A. E.	Transportation	Porter	16.10.14
Jones, C. B.	Transportation	Stationmaster	14.9.14
Jones, E. J.	Transportation	Clerk	22.12.15
Jones, F.	Transportation	Stationmaster	24.2.16
Jones, F. J.	Rolling Stock	Engine Cleaner	31.7.15
Jones, G. M.	Accountancy	Clerk	15.10.15
Jones, G. R.	Transportation	Lad Porter	29.7.15
Jones, H. H.	Telegraph	Operator	15.5.15
Jones, H. W.	Rolling Stock	Apprentice	10.7.15
Jones, J.	Way and Works	Bricklayer	22.12.15
Jones, P. A.	Transportation	Parcels Porter	23.8.15
Jones, R.	Transportation	Clerk	17.6.16
Jones, R. N.	Way and Works	Repairer	7.6.16
Jones, S. M.	Transportation	Labourer	16.4.15
Jones, V. H.	Rolling Stock	Engine Cleaner	31.7.15
Jones, W.	Way and Works	Skilled Labourer	29.2.16
Jones, W. A.	Rolling Stock	Boilermaker's Help	3.8.15
Jones, W. J.	Rolling Stock	Fireman	17.6.16
Jones, W. M.	Way and Works	Repairer	3.4.16
Jones, W. T.	Way and Works	Skilled Labourer	24.8.14
Jordan, C. L.	Way and Works	Labourer	12.7.15
Jordan, J.	Way and Works	Labourer	20.3.15
Jordan, N.	Audit of Receipts	Clerk	15.7.15
Jordan, R.	Rolling Stock	Lad Car Cleaner	14.7.15
Jory, J. V.	Way and Works	Clerk	1.2.16
Jory, P.	Printing and Stationery	Storeman	10.2.16
Joseph, F. H.	Transportation	Shunter	20.7.15
Josephs, J. J.	Transportation	Conductor	14.7.15
Judd, C. C.	Transportation	Porter	20.8.14
Jude, D. H.	Rolling Stock	Fireman	25.8.14
Juliff, W.	Rolling Stock	Labourer	16.7.15
Junner, D.	Way and Works	Labourer	15.8.14
Junor, R. J.	Printing and Stationery	Compositor	28.4.16
Justice, R. M.	Way and Works	Leading Chainman	29.1.16
Kavanagh, F.	Rolling Stock	Labourer	16.2.15
Kealy, R. T. P.	Transportation	Lad Porter	2.7.15
Keane, J.	Transportation	Assistant Stationmaster	10.7.15
Keane, J. V.	Way and Works	Lad Labourer	7.8.15
Keane, T.	Transportation	Labourer	26.6.15
Kearney, J. E.	Transportation	Operating Porter	11.9.15
Keating, J.	Transportation	Clerk	24.5.15
Keating, O.	Rolling Stock	Clerk	12.4.16
Keay, S. P.	Transportation	Clerk	20.6.16
Keefe, J.	Way and Works	Clerk	16.2.16
Keele, W. H.	Transportation	Lad Porter	8.7.16
Keeley, J. H.	Telegraph	Lad Labourer	7.6.16
Keighley, R. E.	Rolling Stock	Engine Cleaner	6.7.15
Keith, G. L.	Transportation	Labonrer	16.2.16
Keleher, J. S.	Accountancy	Clerk	15.8.14

NAMES OF EMPLOYEES WHO HAVE ENLISTED FOR SERVICE—*continued.*

Name.	Branch.	Grade.	Date.
Kellett, S. A.	Rolling Stock	Engine Driver	1.7.15
Kells, W.	Way and Works	Lad Labourer	24.7.15
Kelly, A. C.	Transportation	Number Taker	16.2.16
Kelly, E.	Transportation	Lad Porter	15.5.16
Kelly, J.	Transportation	Labourer	20.10.15
Kelly, J. F. D.	Rolling Stock	Car Cleaner	30.5.16
Kelly, L. A. O.	Transportation	Shunter	11.5.16
Kelly, L. V.	Way and Works	Labourer	5.10.15
Kelly, W. P.	Transportation	Lad Porter	1.7.15
Kelly, W. P.	Transportation	Porter	25.11.14
Kelsall, J.	Transportation	Labourer	10.7.16
Kelsey, E. V. W.	Transportation	Clerk	15.7.15
Kempster, F.	Rolling Stock	Car Builder	11.2.16
Kennard, C.	Telegraph	Typewriter Mechanic	18.8.14
Kennedy, C. R.	Stores	Clerk	15.3.16
Kennedy, D.	Accountancy	Clerk	18.2.16
Kennedy, D. W.	Way and Works	Surveying Assistant	15.7.15
Kennedy, G. G.	Transportation	Clerk	2.8.15
Kennedy, J.	Transportation	Signal Porter	13.7.15
Kennedy, J. W.	Transportation	Operating Porter	2.5.16
Kennedy, L.	Transportation	Operating Porter	29.1.15
Kennedy, M.	Rolling Stock	Fitter	2.5.16
Kennedy, P.	Way and Works	Labourer	13.7.15
Kennedy, W.	Transportation	Yard Porter	12.2.16
Kennelly, L. P.	Way and Works	Platelayer	1.2.15
Kennerly, T. G.	Rolling Stock	Engine Cleaner	18.8.14
Kenney, S. W.	Way and Works	Labourer	18.8.14
Kenny, E.	Way and Works	Chainman	7.2.16
Kenny, W. F.	Transportation	Labourer	31.7.15
Kent, A.	Rolling Stock	Engine Cleaner	18.2.16
Kent, F. S.	Rolling Stock	Clerk	13.2.15
Kent, H. W.	Way and Works	Painter	15.1.15
Keppell, W. W.	Rolling Stock	Engine Driver	1.5.16
Ker, W. H.	Transportation	Lad Porter	8.1.15
Kerby, M.	Rolling Stock	Fitter	6.1.16
Keritz, C.	Telegraph	Typewriter Mechanic	30.9.15
Kerr, M. B.	Way and Works	Labourer	22.8.14
Kerr, W. J.	Way and Works	Labourer	30.6.15
Kersley, T.	Printing and Stationery	Machine Feeder	15.7.15
Kidd, N.	Transportation	Shunter	19.5.15
Kidd, W.	Transportation	Goods Checker	27.7.15
Kiddle, A.	Transportation	Labourer	13.7.15
Kiernan, E. J.	Rolling Stock	Apprentice	1.6.15
Kiernan, W.	Way and Works	Labourer	18.8.14
Kilday, H.	Way and Works	Labourer	23.12.15
Kilgour, W.	Rolling Stock	Fireman	3.11.14
Killey, W.	Rolling Stock	Fireman	8.9.14
Killingbeck, G. E.	Transportation	Clerk	17.8.14
Killworth, G. E. B.	Rolling Stock	Fireman	22.8.14
King, C.	Stores	Labourer	24.7.15
King, E.	Rolling Stock	Car Builder	24.4.15
Kingsman, H. S.	Transportation	Clerk	17.8.14
Kinsella, M. C.	Transportation	Lad Porter	30.6.15
Kirby, B.	Transportation	Shunter	21.10.14
Kirby, H.	Way and Works	Labourer	17.8.14
Kirk, J. A.	Transportation	Operating Porter	14.8.15
Kirk, T. E.	Way and Works	Special Ganger	3.7.15
Kirkpatrick, L. J.	Rolling Stock	Fitter	1.2.16
Kissack, J.	Rolling Stock	Engine Cleaner	18.8.14
Kitchen, W. H.	Rolling Stock	Boilermaker's Help	7.7.16
Knight, A. E.	Transportation	Stationmaster	28.6.15
Knight, L. T.	Transportation	Operating Porter	21.7.15
Knight, O. L.	Rolling Stock	Labourer	23.8.15
Knight, W. E.	Transportation	Lampman	17.9.14
Knowles, L. N.	Rolling Stock	Apprentice	22.3.15
Knox, J. G.	Rolling Stock	Striker	18.8.14
Koster, F. B.	Accountancy	Clerk	30.11.15
Kronk, A. E.	Transportation	Block Recorder	21.2.16
Krygger, T. W.	Way and Works	Boilermaker's Help	24.7.15

NAMES OF EMPLOYEES WHO HAVE ENLISTED FOR SERVICE—*continued.*

Name.	Branch.	Grade.	Date.
Krygger, W.	Rolling Stock	Lad Labourer	19.2.16
Kupsch, C. E.	Transportation	Clerk	23.10.15
Kydd, R. M.	Telegraph	Operator	30.10.15
Kyne, N. L.	Rolling Stock	Engine Cleaner	12.2.16
Lacey, B. J.	Transportation	Conductor	28.3.15
Lacey, W.	Way and Works	Labourer	7.8.15
Lafrenz, A. G.	Rolling Stock	Apprentice	15.2.16
Lahiff, J.	Transportation	Labourer	11.2.16
Laidlaw, R. C. G.	Transportation	Signalman	26.7.15
Laird, J.	Rolling Stock	Boilermaker	2.9.15
Laland, G. G.	Rolling Stock	Labourer	15.5.15
Lamb, J.	Rolling Stock	Labourer	15.5.16
Lambden, G. I. H.	Transportation	Clerk	18.8.14
Lambert, E.	Transportation	Signalman	3.5.16
Lambert, L. S.	Rolling Stock	Labourer	8.2.15
Lambley, J. P.	Way and Works	Labourer	17.7.15
Lamond, E.	Transportation	Labourer	24.1.16
Lancaster, G. R.	Way and Works	Labourer	17.7.16
Lancaster, J. A.	Transportation	Yard Porter	28.1.16
Lancaster, P. A. H.	Transportation	Shed Porter	17.7.15
Lancaster, V.	Printing and Stationery	Machine Feeder	15.7.15
Landers, A.	Way and Works	Repairer	19.7.15
Lane, F.	Transportation	Labourer	22.1.15
Langan, W. E.	Transportation	Lad Porter	4.12.15
Lanigan, T.	Transportation	Operating Porter	19.2.16
Larkins, F. H.	Rolling Stock	Engine Driver	20.7.15
Larson, A. J.	Transportation	Porter	18.5.16
Larrad, A.	Way and Works	Skilled Labourer	3.3.16
Latham, J.	Way and Works	Trucker	13.9.15
Law, D. A.	Rolling Stock	Patternmaker	6.9.15
Law, H. G.	Rolling Stock	Fireman	10.1.15
Lawford, L. H.	Rolling Stock	Fireman	30.4.16
Lawler, P.	Transportation	Clerk	27.7.15
Lawrence, J. G.	Rolling Stock	Engine Cleaner	26.1.16
Lawrence, W. H.	Printing and Stationery	Compositor	31.8.16
Lawry, H. W. H.	Transportation	Shunter	19.7.16
Lawson, H. E.	Transportation	Operating Porter	6.4.16
Lawson, P. F.	Rolling Stock	Moulder	7.7.15
Laycock, W. T.	Transportation	Clerk	13.1.16
Lea, T. A.	Way and Works	Wireman	13.10.15
Leacy, A.	Transportation	Labourer	16.10.15
Leary, J. F.	Transportation	Leading Shunter	17.7.16
Leary, T.	Transportation	Shunter	15.7.15
LeClerq, J.	Rolling Stock	Car Cleaner	11.3.16
Lee, T. A.	Way and Works	Wireman	30.10.15
Lee, J. T.	Way and Works	Repairer	7.3.16
Lee, J. W.	Rolling Stock	Shunter	24.3.16
Lees, W. H.	Way and Works	Labourer	1.10.15
Legg, P.	Transportation	Assistant Stationmaster	29.2.16
Lehane, T.	Way and Works	Labourer	10.9.14
Lehmann, E. H.	Rolling Stock	Apprentice	8.7.15
Leigh, H.	Transportation	Labourer	8.4.16
Leitch, N. W. C.	Rolling Stock	Coppersmith	27.9.15
Le Maitre, A. C.	Transportation	Clerk	5.3.15
Lemon, D. L.	Printing and Stationery	Clerk	15.7.15
Lemon, R.	Way and Works	Labourer	18.8.14
Lennon, H. J.	Transportation	Clerk	31.7.16
Lennox, A.	Way and Works	Skilled Labourer	30.1.16
Lenny, A.	Way and Works	Lad Labourer	11.5.15
Lenowry, R.	Rolling Stock	Car Cleaner	13.7.15
Leonard, J.	Rolling Stock	Engine Driver	9.3.15
Leslie, V.	Transportation	Porter	17.8.14
Lester, E. A.	Rolling Stock	Lad Labourer	3.8.15
Lester, J. McL.	Rolling Stock	Fireman	20.8.14
LeSuer, D.	Way and Works	Labourer	31.7.15
Letch, H. A.	Electrical Engineering	Clerk	18.8.14
Leviny, F.	Printing and Stationery	Messenger	28.3.16
Lewis, A. H.	Way and Works	Labourer	18.9.14
Lewis, G.	Way and Works	Labourer	14.8.14

NAMES OF EMPLOYEES WHO HAVE ENLISTED FOR SERVICE—*continued.*

Name.	Branch.	Grade.	Date.
Lewis, H. J.	Rolling Stock	Labourer	26.6.15
Lewis, H. W.	Rolling Stock	Boilermaker's Help	20.9.15
Lewis, J. J. H.	Transportation	Operating Porter	4.5.16
Lewis, L.	Audit of Receipts	Clerk	31.7.15
Liddy, A.	Transportation	Lad Porter	17.7.15
Lilley, C. H.	Stores	Clerk	27.7.15
Lillis, F. L.	Transportation	Porter	20.8.14
Lind, W. J.	Rolling Stock	Engine Cleaner	31.3.16
Lindon, P.	Transportation	Lad Porter	30.7.15
Lindsay, N. A.	Electrical Engineering	Gasmaker	20.7.15
Lindsay, W.	Rolling Stock	Labourer	2.2.16
Lindsay, W.	Audit of Receipts	Ticket Sorter	7.7.15
Linton, G.	Transportation	Clerk	27.2.15
Linton, J. H. R.	Rolling Stock	Boilermaker	26.6.16
Livingstone, D. McC.	Rolling Stock	Lad Labourer	29.7.15
Lobb, R. T.	Transportation	Shunter	15.3.15
Lobb, S. F.	Rolling Stock	Fitter	19.8.15
Lock, A. S. F.	Rolling Stock	Engine Driver	26.7.15
Locke, J. A.	Way and Works	Skilled Labourer	15.7.15
Lockhart, J. A.	Way and Works	Labourer	9.8.15
Lockwood, G. L.	Rolling Stock	Painter's Labourer	24.7.15
Lockwood, R.	Way and Works	Clerk	8.12.15
Loddington, K. W.	Transportation	Lad Porter	17.7.15
Loddington, S.	Way and Works	Lad Labourer	10.1.16
Loftus, G.	Transportation	Labourer	9.4.15
Longden, R.	Way and Works	Clerk	31.1.16
Longton, W. H.	Telegraph	Operator	9.4.16
Lonie, H.	Way and Works	Labourer	24.4.15
Lonsdale, C. M.	Stores	Clerk	3.7.15
Looney, J. M.	Transportation	Lad Porter	19.8.14
Lord, A. R.	Transportation	Operating Porter	7.8.15
Lord, J. E.	Rolling Stock	Fireman	31.7.15
Lord, N. J.	Rolling Stock	Fireman	19.8.14
Lott, A. J.	Way and Works	Repairer	31.3.16
Lott, J. C.	Way and Works	Skilled Labourer	8.4.16
Louch, H. J.	Electrical Engineering	Electrical Mechanic	9.6.16
Loughman, G. R.	Way and Works	Skilled Labourer	8.6.16
Love, J. E.	Rolling Stock	Engine Cleaner	25.9.14
Loveless, A. R.	Way and Works	Clerk	31.3.16
Loveless, L. W.	Transportation	Clerk	1.3.16
Lovell, U. E.	Way and Works	Sign Writer	19.10.15
Loveluck, H.	Transportation	Clerk	31.8.15
Lowday, B. F.	Way and Works	Lad Labourer	22.7.15
Lowday, W. H.	Way and Works	Labourer	30.9.15
Lowe, A. R.	Rolling Stock	Fireman	16.6.15
Lowery, E.	Rolling Stock	Fitter	14.1.15
Lowis, R. H.	Transportation	Lad Porter	27.4.15
Lowne, F. W. M.	Way and Works	Repairer	22.7.15
Lucas, W. S.	Transportation	Clerk	29.7.15
Lucke, A. J.	Rolling Stock	Apprentice	12.4.15
Luckie, F.	Transportation	Block Recorder	2.8.15
Ludwig, F.	Rolling Stock	Fireman	9.7.15
Luke, J.	Rolling Stock	Fireman	6.3.16
Luscombe, L. H.	Rolling Stock	Clerk	3.3.15
Lyall, J. E.	Transportation	Signalman	17.4.16
Lyall, R.	Way and Works	Labourer	13.9.15
Lycett, H.	Transportation	Operating Porter	20.5.16
Lycett, W. D.	Way and Works	Boilermaker	30.9.14
Lynch, E.	Way and Works	Labourer	16.6.15
Lynch, H.	Transportation	Messenger	6.7.15
Lynch, H.	Transportation	Shunter	13.7.16
Lynch, H. I.	Transportation	Porter	15.7.15
Lynch, H. V.	Rolling Stock	Moulder	25.4.16
Lynch, J.	Way and Works	Labourer	20.3.15
Lynch, J.	Way and Works	Skilled Labourer	17.3.16
Lynch, P. J.	Accountancy	Clerk	13.2.16
Lynch, T. J.	Rolling Stock	Car Cleaner	18.1.16
Lynch, W. A.	Transportation	Goods Checker	24.5.16
Lyndon, H. R.	Transportation	Clerk	15.8.15
Lyne, R. E.	Way and Works	Repairer	13.8.15
Lyons, W. P.	Rolling Stock	Engine Driver	19.7.16

NAMES OF EMPLOYEES WHO HAVE ENLISTED FOR SERVICE—*continued.*

Name.	Branch.	Grade.	Date.
Macan, C. P.	Rolling Stock	Under Gear Repairer	19.3.16
Macaulay, H. R.	Stores	Clerk	19.4.16
Macauley, W. L.	Way and Works	Carpenter	21.7.15
Macdonald, J. B.	Transportation	Clerk	24.8.15
Macfie, D. H.	Transportation	Porter	19.11.14
Macgarvey, T. R.	Rolling Stock	Painter's Labourer	17.7.16
Mackay, F. C.	Transportation	Operating Porter	14.7.15
Mackay, J.	Stores	Labourer	14.7.15
Mackenzie, A. D.	Accountancy	Clerk	20.1.16
Mackenzie, C.	Transportation	Labourer	5.1.15
Mackie, A.	Stores	Labourer	11.9.15
Mackinlay, W. A.	Transportation	Lad Porter	9.7.15
Mackley, W. G.	Rolling Stock	Apprentice	21.6.15
Maclure, J. M.	Rolling Stock	Engine Cleaner	16.7.15
Maddams, G.	Way and Works	Labourer	16.7.15
Madden, R. T.	Rolling Stock	Apprentice	15.9.14
Maddrell, L.	Electrical Engineering	Lad Labourer	19.2.15
Mafferzoni, J.	Rolling Stock	Clerk	1.5.16
Magee, F.	Way and Works	Skilled Labourer	12.2.16
Mahaffy, A. L.	Rolling Stock	Wood Machinist	2.12.15
Maher, F. D.	Rolling Stock	Labourer	15.2.16
Maher, H.	Transportation	Block Recorder	6.7.15
Maher, M. J.	Transportation	Labourer	3.6.16
Maher, P.	Way and Works	Repairer	4.3.16
Maher, W.	Rolling Stock	Lad Labourer	16.3.15
Maher, W. J.	Transportation	Operating Porter	2.5.15
Mahy, C. H.	Way and Works	Engineering Assistant	11.1.16
Maidment, H. J.	Transportation	Porter	10.2.15
Maitland, W.	Transportation	Labourer	8.7.15
Major, G.	Rolling Stock	Apprentice	19.2.16
Malcolm, H. A.	Transportation	Motorman	21.2.16
Mallatt, C. T.	Rolling Stock	Labourer	30.3.16
Mallcott, W. F. J.	Transportation	Porter	31.7.15
Mallett, E.	Way and Works	Carpenter	15.1.15
Malone, J.	Way and Works	Labourer	23.7.15
Malone, J. J.	Way and Works	Labourer	26.6.15
Malone, P.	Way and Works	Repairer	31.3.16
Maloney, D. C.	Transportation	Shunter	5.2.16
Manley, J. J.	Way and Works	Repairer	2.10.15
Mann, E. E.	Telegraph	Skilled Labourer	9.7.15
Mann, E. G.	Way and Works	Repairer	1.2.16
Manning, T.	Transportation	Labourer	15.12.15
Mannion, G. T.	Rolling Stock	Boilermaker's Help	19.7.15
Mannix, P.	Way and Works	Repairer	19.2.16
Mansell, W. C. S.	Transportation	Yard Porter	15.3.16
Mansfield, L.	Way and Works	Lad Labourer	31.7.16
Manton, A. E.	Way and Works	Labourer	18.9.14
Mark, P. T.	Transportation	Lad Porter	5.8.14
Marr, R.	Rolling Stock	Engine Cleaner	26.6.15
Marsh, C.	Way and Works	Fitter	31.7.15
Marsh, F. F.	Transportation	Signalman	22.1.16
Marshall, G.	Transportation	Labourer	25.1.16
Marshall, J. C.	Transportation	Lad Porter	27.12.15
Marston, J. T.	Way and Works	Labourer	9.2.16
Martell, H. H.	Way and Works	Repairer	15.7.15
Martin, A.	Rolling Stock	Apprentice	5.8.15
Martin, A. G.	Way and Works	Lad Labourer	22.12.15
Martin, E. I.	Transportation	Porter	29.1.15
Martin, F. A.	Electrical Engineering	Armature Winder	3.2.15
Martin, G.	Transportation	Operating Porter	10.2.16
Martin, L. E.	Way and Works	Repairer	17.7.15
Martin, L. G.	Transportation	Porter	15.4.15
Martin, R.	Rolling Stock	Apprentice	12.7.15
Martin, R.	Way and Works	Labourer	16.7.15
Martin, R.	Rolling Stock	Boilermaker's Help	17.8.15
Martin, R. L.	Transportation	Block Recorder	25.7.15
Martin, R. W. U.	Transportation	Lad Porter	16.5.16
Martin, T.	Transportation	Labourer	28.12.15
Martin, W. E.	Transportation	Steward	6.1.16
Maskell, R.	Stores	Clerk	30.9.14

NAMES OF EMPLOYEES WHO HAVE ENLISTED FOR SERVICE—*continued.*

Name.	Branch.	Grade.	Date.
Mason, D. A.	Transportation	Labourer	15.1.16
Mason, E. R.	Transportation	Labourer	25.7.15
Mason, J.	Way and Works	Labourer	31.7.15
Massey, G.	Way and Works	Draughtsman	19.2.16
Massey, J.	Rolling Stock	Labourer	26.7.15
Massey, S.	Rolling Stock	Fitter	2.5.16
Masters, C.	Rolling Stock	Striker	18.8.14
Mateer, L.	Telegraph	Messenger	15.7.15
Mathew, J. M.	Way and Works	Draughtsman	8.2.15
Matthews, A.	Transportation	Labourer	22.7.15
Matthews, C. B.	Rolling Stock	Lad Labourer	21.8.14
Matthews, D. J.	Rolling Stock	Labourer	7.2.16
Matthews, J.	Transportation	Lad Porter	7.7.15
Matthews, J. H.	Rolling Stock	Engine Driver	18.10.15
Matthews, L.	Rolling Stock	Train Examiner	22.10.14
Matthews, L. R.	Rolling Stock	Wood Machinist	27.3.16
Matthews, N.	Way and Works	Clerk	9.7.15
Matthews, R.	Rolling Stock	Puller Out	20.7.15
May, A.	Way and Works	Artisan's Assistant	21.8.14
Mayberry, C. J.	Way and Works	Draughtsman	10.6.16
Maybin, C.	Rolling Stock	Moulder	13.3.16
Maye, R.	Transportation	Labourer	11.7.15
Mayhew, T.	Way and Works	Skilled Labourer	1.7.15
Maynard, E. A.	Rolling Stock	Clerk	10.7.15
Maynard, H. W.	Rolling Stock	Engine Driver	20.7.15
Maynard, W.	Way and Works	Skilled Labourer	7.7.15
Mayo, G. A.	Way and Works	Labourer	4.9.15
Meagher, T.	Transportation	Lad Porter	3.2.15
Meatchem, T. H.	Way and Works	Artisan's Assistant	16.9.14
Medlicott, R.	Way and Works	Skilled Labourer	19.2.16
Meenan, M.	Way and Works	Repairer	31.3.15
Meeske, W.	Rolling Stock	Painter's Labourer	9.11.15
Mellor, W.	Transportation	Labourer	9.1.15
Meredith, J. C.	Transportation	Lad Porter	15.7.15
Meredith, W. H.	Transportation	Porter	6.7.15
Meriton, J. T.	Rolling Stock	Striker	16.2.16
Merlin, H.	Transportation	Labourer	5.7.16
Mertens, L. A.	Transportation	Clerk	13.9.15
Meyers, J.	Rolling Stock	Labourer	15.1.16
Michaelson, E. J.	Rolling Stock	Boilermaker	16.4.15
Middleton, W. L.	Transportation	Clerk	5.1.16
Milburn, J.	Rolling Stock	Engine Cleaner	3.8.15
Miles, G. H.	Transportation	Clerk	23.4.15
Miles, H. F.	Telegraph	Operator	5.2.16
Miles, H. W.	Rolling Stock	Lighter Up	17.7.16
Mileson, C.	Way and Works	Carpenter	16.7.15
Millar, T.	Rolling Stock	Engine Cleaner	20.3.16
Miller, A.	Stores	Labourer	29.1.16
Miller, B. J.	Audit	Ticket Sorter	15.7.15
Miller, H. J.	Transportation	Lad Porter	25.2.15
Miller, J.	Rolling Stock	Boilermaker	16.7.15
Miller, J. C.	Rolling Stock	Moulder	26.7.15
Miller, N. C. L.	Rolling Stock	Boilermaker's Help	16.4.15
Miller, P.	Transportation	Labourer	13.7.15
Miller, S.	Telegraph	Skilled Labourer	15.8.15
Milliken, W. R.	Transportation	Porter	28.2.16
Mills, J. E.	Rolling Stock	Engine Cleaner	4.3.16
Mills, N.	Rolling Stock	Labourer	18.8.14
Milner, A. P.	Rolling Stock	Clerk	12.8.16
Minahan, J. F.	Transportation	Clerk	24.10.15
Minnett, C. A.	Rolling Stock	Lad Labourer	4.9.15
Minifie, P. C.	Rolling Stock	Fireman	18.8.14
Minster, C. E.	Transportation	Clerk	23.9.15
Missen, L. K.	Transportation	Clerk	14.9.15
Mitchell, A. R.	Accountancy	Clerk	19.2.15
Mitchell, C. A.	Way and Works	Lands Officer	18.7.15
Mitchell, F. C.	Way and Works	Skilled Labourer	22.1.16
Mitchell, G.	Rolling Stock	Boilermaker	16.9.15
Mitchell, H.	Rolling Stock	Engine Cleaner	10.5.16
Mitchell, J. S.	Transportation	Shunter	15.7.15

NAMES OF EMPLOYEES WHO HAVE ENLISTED FOR SERVICE—*continued.*

Name.	Branch.	Grade.	Date.
Mitchell, W. J.	Rolling Stock	Fitter	16.7.15
Moffatt, D. J.	Accountancy	Clerk	30.11.15
Moline, L. P.	Way and Works	Clerk	19.3.16
Moloney, E.	Rolling Stock	Car Cleaner	7.8.15
Moloney, J. G.	Transportation	Labourer	30.10.15
Molyneux, F.	Stores	Storeman	15.7.15
Monaghan, J.	Rolling Stock	Car Cleaner	16.8.16
Monaghan, M.	Way and Works	Labourer	17.8.14
Monar, J.	Rolling Stock	Fitter	6.7.15
Mongan, W. G.	Accountancy	Clerk	21.11.15
Monk, J.	Rolling Stock	Lad Labourer	17.1.16
Monkhouse, R. P.	Transportation	Operating Porter	24.5.16
Montfort, H. M.	Secretary's	Clerk	19.8.14
Montiford, L. S.	Transportation	Signal Porter	31.3.15
Moodie, E.	Rolling Stock	Engine Cleaner	29.7.15
Moodie, G. D.	Rolling Stock	Boilermaker's Help	21.6.15
Moodie, J. H.	Rolling Stock	Engine Cleaner	13.7.16
Mooney, J. W.	Transportation	Operating Porter	4.2.16
Mooney, R. J.	Rolling Stock	Boilermaker	1.10.15
Moore, E. E.	Way and Works	Fitter	13.7.15
Moore, B. H.	Rolling Stock	Engine Cleaner	11.7.15
Moore, G.	Way and Works	Labourer	2.7.15
Moore, H. R.	Way and Works	Labourer	14.11.14
Moore, J. E.	Rolling Stock	Apprentice	18.8.14
Moore, J. D.	Rolling Stock	Apprentice	20.4.16
Moore, R. S.	Transportation	Clerk	15.7.15
Mootham, C.	Telegraph	Skilled Labourer	8.8.14
Moran, J. J.	Rolling Stock	Steam Hammer Driver	16.6.15
Moran, P.	Way and Works	Labourer	25.2.15
Moran, P. F.	Transportation	Lampman	31.3.16
Morcombe, R. H.	Transportation	Clerk	9.9.15
Morden, J. P.	Way and Works	Labourer	5.2.16
Morden, W. H.	Transportation	Lad Porter	16.12.15
Morey, L. C.	Rolling Stock	Fireman	6.2.15
Morgan, A. J.	Rolling Stock	Apprentice	31.7.15
Morgan, R. A.	Rolling Stock	Blacksmith	3.3.15
Morgan, W.	Way and Works	Labourer	23.7.15
Morgan, W. J. P.	Transportation	Number Taker	17.8.14
Morgans, J. S.	Rolling Stock	Fireman	19.8.14
Morley, A. H.	Rolling Stock	Fireman	15.10.15
Morris, A. E.	Rolling Stock	Lad Labourer	15.5.15
Morris, C. F.	Rolling Stock	Fireman	4.6.15
Morris, J.	Rolling Stock	Labourer	16.6.15
Morris, S. P.	Transportation	Clerk	26.12.15
Morrison, D.	Transportation	Shunter	8.4.15
Morrison, E.	Way and Works	Labourer	18.8.14
Morrison, R. A.	Rolling Stock	Lad Labourer	18.8.14
Morrison, R. J.	Rolling Stock	Labourer	17.4.15
Morrison, W.	Rolling Stock	Car Builder	18.8.14
Morrissey, J. A.	Transportation	Shed Porter	13.7.15
Morrissey, M.	Way and Works	Labourer	25.8.14
Morrow, A. G.	Transportation	Lampman	13.11.15
Morrow, F. G.	Transportation	Operating Porter	16.9.14
Morrow, H.	Transportation	Porter	16.8.15
Morwick, H. F.	Rolling Stock	Apprentice	22.7.15
Moyle, T. A.	Way and Works	Labourer	15.2.16
Muir, J.	Rolling Stock	Lad Labourer	14.7.15
Muirhead, G. P.	Way and Works	Draughtsman	14.7.16
Muirhead, W.	Transportation	Shunter	25.5.16
Muirson, F. L.	Rolling Stock	Apprentice	15.9.14
Mulcahy, A. E.	Transportation	Labourer	6.3.16
Mulcahy, G. P.	Transportation	Clerk	13.3.15
Mulcahy, M. J.	Transportation	Lad Porter	3.6.16
Mullen, E.	Transportation	Number Taker	16.2.15
Mummery, T. H.	Transportation	Operating Porter	22.7.15
Mundie, F.	Way and Works	Labourer	28.1.16
Munro, J. W.	Way and Works	Clerk	15.5.16
Munro, T. D.	Way and Works	Chainman	20.5.16
Murchie, T. H.	Transportation	Waiter	1.2.16

NAMES OF EMPLOYEES WHO HAVE ENLISTED FOR SERVICE—*continued.*

Name.	Branch.	Grade.	Date.
Murphy, A.	Transportation	Clerk	27.12.15
Murphy, A.	Way and Works	Skilled Labourer	17.7.15
Murphy, D.	Way and Works	Batteryman	24.7.15
Murphy, E.	Way and Works	Labourer	20.8.14
Murphy, F. J.	Transportation	Clerk	30.11.14
Murphy, G. E.	Way and Works	Labourer	16.9.14
Murphy, J.	Way and Works	Painter	24.8.14
Murphy, J.	Way and Works	Labourer	16.10.14
Murphy, J.	Way and Works	Labourer	30.1.15
Murphy, J. F.	Way and Works	Lad Labourer	4.3.16
Murphy, J. F. N.	Transportation	Shedman	10.10.14
Murphy, S. G.	Transportation	Porter	28.1.16
Murphy, V. S.	Transportation	Lad Porter	15.7.15
Murphy, W. D.	Transportation	Checking Porter	31.7.15
Murray, A.	Way and Works	Repairer	23.3.16
Murray, A. W.	Transportation	Clerk	21.8.15
Murray, J.	Telegraph	Skilled Labourer	12.2.16
Murrell, H. E.	Way and Works	Lad Labourer	27.3.16
Murrels, E. L.	Transportation	Signal Porter	19.8.14
Musgrove, C. W. J.	Audit of Receipts	Clerk	4.4.16
Mustard, E. A.	Transportation	Porter	17.8.14
Myers, L. B.	Rolling Stock	Clerk	3.2.16
McAfee, E.	Way and Works	Labourer	31.8.15
McAleese, G. H.	Transportation	Clerk	17.8.14
McAliece, J.	Way and Works	Trucker	20.9.15
McAnulty, G. A.	Transportation	Messenger	9.8.15
McArthur, T.	Way and Works	Labourer	23.7.15
McAuley, A. F.	Way and Works	Clerk	29.2.16
McAuliffe, T. J.	Way and Works	Labourer	18.8.14
McAvoy, J.	Rolling Stock	Engine Cleaner	20.4.16
McBain, D.	Way and Works	Labourer	1.6.15
McCallum, C. A.	Transportation	Weigher	6.7.16
McCallum, J.	Way and Works	Labourer	5.9.14
McCann, B. J.	Rolling Stock	Fireman	12.7.15
McCarthy, A. F.	Rolling Stock	Labourer	16.2.16
McCarthy, V.	Rolling Stock	Lad Labourer	16.7.15
McCartney, L.	Transportation	Clerk	28.8.15
McClounan, T. G.	Accountancy	Clerk	17.6.16
McColl, R. E.	Rolling Stock	Labourer	11.1.15
McComb, B. E.	Accountancy	Clerk	26.7.15
McConnell, J.	Way and Works	Labourer	29.9.14
McCormack, J. F.	Transportation	Clerk	17.7.16
McCormack, J. R.	Transportation	Van Stower	16.7.15
McCormack, P.	Rolling Stock	Labourer	14.9.14
McCoy, L.	Way and Works	Labourer	28.7.16
McCrickard, R.	Transportation	Porter	19.7.15
McCristal, M.	Transportation	Operating Porter	1.10.14
McDermott, H. J.	Way and Works	Clerk	10.4.16
McDermott, J.	Way and Works	Labourer	9.2.16
McDonald, A.	Way and Works	Repairer	31.3.16
McDonald, A.	Rolling Stock	Engine Driver	21.9.15
McDonald, A. N.	Audit of Receipts	Clerk	4.4.16
McDonald, C. P.	Transportation	Leading Shunter	2.7.15
McDonald, E.	Way and Works	Labourer	31.8.15
McDonald, G.	Transportation	Porter	17.7.15
McDonald, H. A.	Transportation	Operating Porter	14.7.15
McDonald, H. R.	Transportation	Clerk	27.2.15
McDonald, H. S.	Transportation	Porter	24.7.15
McDonald, L.	Rolling Stock	Labourer	17.8.14
McDonald, N.	Rolling Stock	Shunter	14.8.14
McDonald, P.	Way and Works	Bridge Labourer	11.3.16
McDonald, P.	Way and Works	Lad Labourer	15.9.15
McDonald, R.	Rolling Stock	Metal Polisher	17.7.15
McDonald, W.	Stores	Labourer	7.4.16
McDonnell, L. A.	Way and Works	Striker	16.7.15
McDonough, W. H.	Transportation	Lad Porter	17.9.15
McDowell, W. L.	Way and Works	Clerk	16.3.15
McElhinney, G. M.	Rolling Stock	Engine Metaller	24.1.16
McErvale, J. R.	Transportation	Clerk	22.7.15

NAMES OF EMPLOYEES WHO HAVE ENLISTED FOR SERVICE *continued.*

Name.	Branch.	Grade.	Date.
McEwan, J.	Rolling Stock	Car Cleaner	11.5.16
McFadden, T. J.	Rolling Stock	Fireman	31.7.15
McFadyen, A. R.	Stores	Clerk	30.1.15
McFarlane, D. J.	Way and Works	Labourer	24.2.16
McFarlane, W. J. C.	Rolling Stock	Apprentice	6.3.16
McFaull, F.	Rolling Stock	Engine Driver	26.8.15
McGahey, J. H.	Transportation	Clerk	28.2.16
McGhee, D. M.	Transportation	Lad Porter	22.7.15
McGie, R. R.	Transportation	Clerk	22.5.16
McGill, J. R.	Rolling Stock	Labourer	16.7.15
McGillivray, M.	Transportation	Yard Porter	21.8.15
McGoogan, G.	Rolling Stock	Apprentice	19.2.16
McGrady, C.	Transportation	Conductor	1.2.16
McGrady, J.	Rolling Stock	Engine Cleaner	26.6.16
McGrane, M. J.	Way and Works	Repairer	1.3.16
McGrath, W.	Transportation	Signalman	1.4.15
McGregor, E.	Rolling Stock	Lad Labourer	30.6.15
McGregor, G. E. J.	Traffic	Clerk	26.11.15
McGregor, J. A.	Transportation	Labourer	29.11.15
McGrillen, F. A.	Rolling Stock	Engine Cleaner	18.8.14
McGuiness, D.	Way and Works	Skilled Labourer	7.9.14
McHale, R...	Rolling Stock	Lighter-up	22.7.15
McInerney, J. A.	Transportation	Clerk	29.2.16
McInnes, A.	Rolling Stock	Car Cleaner	13.4.16
McInnes, D.	Way and Works	Lad Labourer	15.7.15
McInnes, G. A.	Rolling Stock	Lad Labourer	31.5.15
McInnes, N. J.	Rolling Stock	Tuber	19.7.15
McInnes, R.	Rolling Stock	Lad Labourer	7.7.15
McInroy, C. B.	Transportation	Clerk	15.1.15
McIntosh, F. R.	Accountancy	Clerk	31.7.15
McIntosh, H. E. E.	Way and Works	Labourer	29.2.16
McIntosh, R.	Way and Works	Repairer	31.7.15
McIntyre, J.	Way and Works	Labourer	15.2.16
McIntyre, J. H.	Transportation	Lad Porter	21.2.16
McIntyre, S.	Way and Works	Spaller	7.9.14
McIvor, A. H. J.	Rolling Stock	Apprentice	6.3.16
McKay, A.	Way and Works	Skilled Labourer	6.6.16
McKay, A. H.	Way and Works	Repairer	1.1.16
McKay, D.	Way and Works	Repairer	15.2.16
McKay, E. P. R.	Rolling Stock	Apprentice	7.7.15
McKenna, C. P.	Transportation	Lad Porter	31.8.15
McKenzie, G. J. W.	Way and Works	Repairer	15.5.16
McKenzie, J.	Rolling Stock	Lad Labourer	20.5.16
McKenzie, J.	Transportation	Porter	17.8.14
McKenzie, M. G.	Way and Works	Platelayer	1.3.16
McKinnon, W. A.	Transportation	Signalman	28.2.16
McKinstey, C. M.	Transportation	Shunter	17.8.14
McKillock, J. T.	Telegraph	Skilled Laborer	15.4.16
McLachlan, A.	Rolling Stock	Lad Car Cleaner	24.3.16
McLaine, L.	Transportation	Porter	15.8.15
McLaughlin, P. A.	Transportation	Clerk	15.3.16
McLay, F. W. H.	Transportation	Porter	15.7.15
McLean, C. D.	Rolling Stock	Apprentice	4.3.16
McLean, H. J.	Way and Works	Repairer	2.8.15
McLean, R. J.	Way and Works	Carpenter	4.3.16
McLeish, A. W.	Transportation	Guard	15.2.16
McLeod, C. A.	Transportation	Labourer	31.3.16
McLeod, N. J.	Transportation	Labourer	21.7.16
McMahon, A. C. F.	Transportation	Clerk	24.6.16
McMahon, J.	Transportation	Shunter	30.5.16
McMahon, W.	Way and Works	Repairer	15.10.15
McMaster, E. J. D.	Transportation	Lad Porter	15.9.14
McMillan, J. J.	Rolling Stock	Apprentice	10.6.15
McMillan, W. D.	Rolling Stock	Lad Labourer	29.7.15
McNabb, J.	Electrical Engineering	Labourer	16.11.15
McNair, T.	Transportation	Labourer	8.3.16
McNamara, J.	Transportation	Labourer	9.10.14
McNamara, J.	Way and Works	Labourer	1.5.16
McNamara, T. F.	Transportation	Clerk	20.8.15
McNamara, T. H.	Rolling Stock	Lad Labourer	1.7.15

NAMES OF EMPLOYEES WHO HAVE ENLISTED FOR SERVICE—*continued.*

Name.	Branch.	Grade.	Date.
McNeil, W.	Way and Works	Boilermaker's Help	23.7.15
McNeill, J. W.	Rolling Stock	Engine Cleaner	18.2.16
McPhee, J.	Way and Works	Labourer	16.1.16
McPherson, A. G.	Rolling Stock	Engine Cleaner	18.8.14
McPherson, J. R. A.	Way and Works	Boilermaker's Help	11.9.14
McPherson, W. H.	Transportation	Operating Porter	15.3.16
McPherson, W. J.	Rolling Stock	Draughtsman	15.7.15
McQuade, P.	Rolling Stock	Lad Labourer	19.2.16
McQueen, F.	Way and Works	Clerk	15.8.14
McQuiggan, A. J.	Audit of Receipts	Clerk	28.7.15
McQuillan, J. L.	Transportation	Clerk	15.7.15
McShane, H.	Rolling Stock	Engine Cleaner	24.7.15
McWilliam, C. A.	Rolling Stock	Labourer	16.9.15
Nankervis, H.	Rolling Stock	Engine Driver	20.8.14
Nankervis, P. J.	Transportation	Stationmaster	7.10.15
Naylor, D. W.	Transportation	Clerk	2.5.15
Naylor, W.	Rolling Stock	Labourer	22.5.16
Neal, H.	Transportation	Lad Porter	16.8.16
Neal, J. P.	Rolling Stock	Apprentice	18.8.14
Neal, T. J.	Rolling Stock	Engine Cleaner	5.4.16
Neal, T. J.	Transportation	Clerk	13.3.16
Neems, D. H.	Rolling Stock	Engine Cleaner	8.1.15
Nelson, A.	Rolling Stock	Train Examiner	9.7.15
Nelson, A.	Way and Works	Lad Labourer	4.8.15
Nelson, J. P.	Rolling Stock	Labourer	1.7.15
Nelson, J. W.	Telegraph	Labourer	7.9.15
Newbegin, A. E.	Transportation	Porter	23.7.15
Newey, C. C.	Transportation	Lad Porter	20.8.14
Newington, T. R.	Rolling Stock	Boilermaker	11.9.14
Newland, A. F.	Rolling Stock	Labourer	29.7.15
Newman, W.	Way and Works	Labourer	15.1.16
Newsome, F. J.	Rolling Stock	Turner	21.7.15
Newsome, W.	Transportation	Clerk	9.12.14
Newson, R. G.	Accountancy	Clerk	30.11.15
Nicholls, F. I.	Transportation	Clerk	13.7.15
Nicholls, R. J.	Rolling Stock	Fireman	16.5.16
Nicholson, L. R.	Transportation	Relieving Porter	9.7.15
Nicholson, H. L.	Audit of Receipts	Clerk	31.5.16
Nicholson, R. H. B.	Transportation	Clerk	8.9.14
Nicholson, W.	Rolling Stock	Labourer	11.9.14
Nickson, A. J.	Way and Works	Lad Labourer	15.7.15
Nicol, A.	Way and Works	Labourer	19.8.14
Nicol, A. J.	Transportation	Clerk	17.8.14
Nicol, H.	Transportation	Operating Porter	6.1.16
Nimon, J.	Transportation	Clerk	17.8.14
Nitchie, W. C.	Rolling Stock	Fireman	29.7.15
Noakes, F. C.	Way and Works	Draughtsman	20.8.14
Noonan, A.	Rolling Stock	Timber Stacker	16.9.15
Noonan, M. W.	Rolling Stock	Apprentice	16.4.15
Norgate, J. C.	Rolling Stock	Blacksmith	16.3.16
Norman, C.	Way and Works	Labourer	30.7.15
Norman, E. W.	Way and Works	Labourer	17.8.14
Norman, O. W. L.	Rolling Stock	Striker	19.2.16
Norman, P. C.	Rolling Stock	Fireman	19.8.14
Normington, W.	Way and Works	Labourer	20.8.14
Norris, C.	Transportation	Lad Porter	7.1.16
Norris, G. W.	Way and Works	Wireman	5.2.15
Norris, L.	Way and Works	Lad Labourer	17.6.15
Northam, J.	Rolling Stock	Boilermaker's Help	16.7.15
Norton, J. McL.	Transportation	Porter	20.12.14
Nugent, E.	Way and Works	Lad Labourer	5.8.15
Nugent, J. C.	Transportation	Clerk	26.7.15
Nunn, E. L.	Transportation	Porter	15.2.16
Oakes, C. F.	Transportation	Labourer	16.2.16
Oakley, J. T.	Printing and Stationery	Assistant Machinist	31.3.15
Oates, W. C.	Transportation	Clerk	23.5.16
Offerman, W.	Way and Works	Labourer	31.1.16

NAMES OF EMPLOYEES WHO HAVE ENLISTED FOR SERVICE—*continued.*

Name.	Branch.	Grade.	Date.
Ogilvie, L.	Way and Works ..	Labourer	24.7.15
Oldfield, E...	Transportation	Clerk	22.2.16
Oldham, E.	Way and Works ..	Fitter	16.9.14
Oliver, C.	Transportation	Labourer	26.7.15
Oliver, E. C.	Rolling Stock	Apprentice	16.6.15
Oliver, J. T.	Way and Works.. ..	Fitter	5.2.16
Olsen, J. A.	Rolling Stock	Car Builder..	17.9.14
Olsen, M.	Rolling Stock	Labourer	5.9.15
Onley, E. R.	Transportation	Clerk	20.7.15
Onley, E. F.	Transportation	Parcels Porter	17.8.14
Opie, N.	Transportation	Clerk	10.7.15
Orchard, A. M.	Transportation	Clerk	10.7.15
Orchard, O. W. T.	Electrical Engineering ..	Lad Labourer	7.6.15
Orpen, H. R.	Way and Works ..	Clerk	1.7.15
Orr, A. C.	Stores	Storeman	14.5.15
Orr, J. W. L.	Rolling Stock	Engine Cleaner	27.7.15
Orton, M. C.	Transportation	Clerk	13.2.15
Osbourne, W. J.	Transportation	Lad Porter	15.1.16
Ossenton, G. R.	Transportation	Labourer	12.10.15
Ottrey, J. P.	Transportation	Clerk	8.7.16
Overson, W. J.	Transportation	Clerk	21.9.15
Owen, R.	Printing and Stationery ..	Compositor	15.7.16
Owens, L. J.	Transportation	Clerk	16.9.14
Owens, W. P.	Transportation	Shunter	3.7.16
O'Bern, W. H.	Rolling Stock	Fitter	21.8.14
O'Brien, A...	Way and Works ..	Labourer	17.7.15
O'Brien, F. E.	Transportation	Lad Porter	5.2.16
O'Brien, G. F.	Rolling Stock	Lad Labourer	9.3.16
O'Brien, H. J.	Transportation	Assistant Stationmaster ..	29.7.15
O'Brien, J.	Way and Works ..	Lad Labourer	26.7.15
O'Brien, J. F.	Rolling Stock	Lad Labourer	2.12.15
O'Brien, J. H.	Rolling Stock	Labourer	15.7.16
O'Brien, J. P. H.	Transportation	Clerk	27.10.15
O'Brien, P. J.	Rolling Stock	Labourer	22.10.14
O'Brien, T. H.	Rolling Stock	Engine Cleaner	20.3.16
O'Brien, W.	Rolling Stock	Engine Cleaner	16.3.15
O'Brien, W.	Rolling Stock	Engine Cleaner	10.7.15
O'Callaghan, J. C.	Accountancy	Clerk	23.5.16
O'Connor, E.	Way and Works ..	Repairer	17.7.15
O'Connor, H. M.	Transportation	Shunter	11.5.16
O'Connor, J.	Rolling Stock	Fireman	16.9.15
O'Connor, T.	Way and Works ..	Clerk	1.4.15
O'Connor, T. H.	Way and Works ..	Repairer	19.7.15
O'Dea, F. P.	Telegraph	Clerk	14.1.15
O'Donnell, T. J.	Transportation	Clerk	19.7.15
O'Donoghue, T.	Way and Works ..	Repairer	16.3.15
O'Dwyer, C. R.	Transportation	Clerk	22.3.16
O'Grady, A. M.	Transportation	Lad Porter..	30.6.15
O'Grady, J. P.	Way and Works ..	Lad Labourer	30.11.15
O'Grady, R.	Rolling Stock	Car Cleaner	19.8.14
O'Hagan, H.	Transportation	Operating Porter	2.8.15
O'Hanlon, A.	Transportation	Clerk	31.3.16
O'Keefe, M.	Way and Works ..	Lad Labourer	29.3.16
O'Leary, A. J.	Transportation	Labourer	19.7.16
O'Leary, J...	Transportation	Lad Porter..	1.7.15
O'Leary, J. P.	Rolling Stock	Engine Cleaner	1.3.16
O'Loghlen, F. A.	Rolling Stock	Caller-up	13.3.15
O'Loughlin, J. H.	Way and Works ..	Labourer	22.6.15
O'Mallay, T. J.	Rolling Stock	Iron Machinist	14.9.14
O'Malley, J.	Way and Works ..	Repairer	8.4.16
O'Malley, W. B.	Transportation	Clerk	22.1.16
O'Mara, N.	Way and Works ..	Lad Labourer	15.7.15
O'Mara, V. M.	Rolling Stock	Labourer	15.3.16
O'Meara, M. M.	Transportation	Clerk	27.7.15
O'Meara, P. J.	Transportation	Clerk	26.4.16
O'Neill, D.	Way and Works ..	Skilled Labourer	17.8.14
O'Neill, D. J.	Transportation	Signalman	27.5.16
O'Neill, E.	Way and Works.. ..	Repairer	8.7.15
O'Neill, J.	Stores	Labourer	18.8.14

NAMES OF EMPLOYEES WHO HAVE ENLISTED FOR SERVICE—*continued.*

Name.	Branch.	Grade.	Date.
O'Neill, J.	Way and Works	Skilled Labourer	26.2.16
O'Neill, F. J.	Transportation	Block Recorder	21.7.15
O'Neill, J. J.	Way and Works	Labourer	20.1.15
O'Reilly, T.	Way and Works	Repairer	26.7.15
O'Rourke, J. A.	Way and Works	Labourer	22.8.14
O'Rourke, L. J.	Transportation	Lad Porter	28.12.14
O'Rourke, M.	Transportation	Labourer	21.4.16
O'Shannassy, R. E.	Rolling Stock	Fireman	27.2.15
O'Shea, T. J.	Way and Works	Labourer	25.6.15
O'Sullivan, C.	Transportation	Lad Porter	14.9.14
O'Sullivan, D.	Transportation	Labourer	18.1.15
O'Sullivan, E.	Transportation	Lad Porter	14.3.16
O'Toole, L. J.	Transportation	Block Recorder	31.5.15
O'Toole, T.	Transportation	Clerk	10.9.15
Page, R. E.	Way and Works	Repairer	12.4.16
Page, W.	Rolling Stock	Labourer	2.3.16
Paine, J. E.	Rolling Stock	Labourer	20.11.15
Pairman, R. B.	Rolling Stock	Fireman	24.12.15
Pairman, R. W.	Rolling Stock	Fireman	21.2.16
Palmer, A. J.	Telegraph	Lineman	28.7.15
Palmer, F. H.	Transportation	Clerk	31.7.15
Palmer, J.	Way and Works	Skilled Labourer	21.2.16
Palmer, R. S.	Rolling Stock	Fireman	13.7.15
Parker, F.	Transportation	Porter	16.8.14
Parker, G. A.	Way and Works	Skilled Labourer	19.4.16
Parker, H. R.	Transportation	Operating Porter	27.7.15
Parker, N.	Audit of Receipts	Ticket Sorter	15.2.15
Parker, N.	Transportation	Labourer	5.7.15
Parker, R. G. R.	Accountancy	Clerk	6.8.16
Parker, S.	Rolling Stock	Apprentice	12.7.15
Parker, S.	Way and Works	Labourer	16.2.16
Parker, S. J.	Rolling Stock	Fireman	1.7.16
Parkin, J.	Rolling Stock	Engine Cleaner	17.7.15
Parry, G. J.	Way and Works	Ganger	25.3.16
Pascoe, J. H.	Rolling Stock	Fitter	31.7.15
Pascoe, J. T.	Rolling Stock	Train Examiner	18.3.16
Paterson, B.	Rolling Stock	Car Cleaner	22.8.14
Paterson, W.	Rolling Stock	Engine Cleaner	3.12.15
Patterson, G.	Transportation	Labourer	30.11.14
Patterson, W.	Rolling Stock	Lad Labourer	13.3.15
Pattinson, A. O.	Transportation	Lad Porter	18.8.14
Pattison, A. J.	Transportation	Leading Shunter	2.8.15
Paul, H. M.	Rolling Stock	Engine Cleaner	14.8.15
Paul, J.	Transportation	Labourer	31.3.16
Paull, O.	Transportation	Lad Porter	18.8.14
Payne, W. B.	Rolling Stock	Engine Cleaner	16.7.15
Peach, T.	Way and Works	Skilled Labourer	7.4.15
Pearce, J. O.	Rolling Stock	Fireman	26.6.16
Pearse, D. McP.	Transportation	Lad Porter	3.7.15
Pearse, W. W.	Rolling Stock	Engine Cleaner	31.7.15
Pearson, J.	Rolling Stock	Iron Machinist	16.9.14
Pedler, L. T. O.	Transportation	Leading Shunter	19.11.14
Peel, A. M.	Rolling Stock	Lad Labourer	31.12.14
Peel, C.	Transportation	Clerk	31.7.15
Peel, H.	Rolling Stock	Fireman	21.6.15
Pegler, W. J.	Rolling Stock	Labourer	16.8.16
Pellett, B.	Rolling Stock	Labourer	19.2.15
Pender, J. R.	Transportation	Labourer	20.10.15
Pender, J. S.	Transportation	Station Master	7.4.16
Pendergast, J. L.	Transportation	Lad Porter	18.8.14
Pendergast, S. A.	Transportation	Clerk	29.2.16
Penn, W. M.	Way and Works	Labourer	29.2.16
Pennell, G.	Way and Works	Labourer	15.2.15
Penrose, C. B.	Rolling Stock	Painter's Labourer	18.4.16
Penry, J.	Stores	Clerk	20.1.16
Perkins, C. E.	Transportation	Lad Porter	17.8.14
Perkins, E. F.	Way and Works	Repairer	29.4.16
Perrin, G.	Way and Works	Clerk	15.7.15
Perrins, W. G.	Way and Works	Clerk	19.4.16

NAMES OF EMPLOYEES WHO HAVE ENLISTED FOR SERVICE—*continued.*

Name.	Branch.	Grade.	Date.
Perry, F.	Rolling Stock	Car Builder	17.9.15
Perry, F.	Rolling Stock	Metal Polisher	17.9.14
Perry, F. E.	Rolling Stock	Engine Cleaner	14.5.15
Perry, H. H.	Transportation	Stationmaster	24.8.15
Pestell, W.	Way and Works	Engineering Assistant	12.9.14
Pestell, W. M.	Way and Works	Lad Labourer	24.2.16
Pestlin, T.	Way and Works	Platelayer	1.3.16
Peters, E. C.	Way and Works	Labourer	9.2.16
Peters, G.	Rolling Stock	Wood Machinist	27.7.16
Pettersson, W.	Rolling Stock	Labourer	18.8.14
Pettigrew, J. M.	Way and Works	Repairer	15.8.14
Petty, T. J. B.	Transportation	Clerk	13.3.15
Phelan, G.	Printing and Stationery	Messenger	15.7.15
Phelan, P. S.	Transportation	Clerk	15.3.16
Philip, G.	Rolling Stock	Labourer	13.10.14
Phillips, E. M.	Rolling Stock	Lad Labourer	26.6.15
Phillips, H. A.	Way and Works	Labourer	15.8.16
Phillips, H. A. P. T.	Rolling Stock	Fireman	17.8.14
Phillips, W. G.	Rolling Stock	Lad Labourer	7.7.15
Phillips, W. H.	Rolling Stock	Fitter	5.5.16
Philpot, F. R.	Way and Works	Clerk	29.8.14
Pickering, A. J.	Transportation	Porter	22.7.16
Picking, W. H.	Way and Works	Skilled Labourer	18.8.14
Pigott, P.	Way and Works	Lad Labourer	5.8.15
Pike, C. H.	Transportation	Clerk	21.7.16
Pike, S. P.	Rolling Stock	Fireman	23.7.15
Pilcher, H.	Rolling Stock	Blacksmith	26.1.15
Pincott, J. D.	Rolling Stock	Labourer	20.7.15
Pinnell, L. W.	Transportation	Number Taker	29.4.16
Pippard, A. V.	Rolling Stock	Boilermaker	3.1.16
Pittard, E. C.	Transportation	Van Stower	5.7.15
Plant, L.	Way and Works	Lad Labourer	23.12.14
Plant, R. R.	Transportation	Clerk	16.12.15
Plasto, W.	Rolling Stock	Train Examiner	20.9.15
Platts, R. G.	Rolling Stock	Labourer	23.7.15
Plim, J.	Rolling Stock	Engine Cleaner	7.8.15
Plumb, A.	Rolling Stock	Labourer	4.3.16
Pollard, B. B.	Transportation	Shunter	20.5.15
Pollard, H. R.	Transportation	Shunter	24.7.15
Pollard, L.	Transportation	Yard Porter	23.10.15
Pomeroy, W. J.	Way and Works	Striker	23.7.15
Poncho, R.	Way and Works	Repairer	6.4.16
Ponton, W. J.	Transportation	Shed Porter	2.6.16
Pool, H.	Electrical Engineering	Labourer	8.7.15
Pool, R. J.	Way and Works	Labourer	8.6.15
Pope, A. G.	Rolling Stock	Labourer	24.1.16
Pope, W. S.	Telegraph	Operator	31.1.15
Popplewell, W. H.	Transportation	Guard	12.4.16
Porter, J. D.	Way and Works	Lad Labourer	30.6.16
Porter, W. A.	Transportation	Porter	19.7.15
Postance, H. A.	Transportation	Lad Porter	31.1.15
Potter, H.	Way and Works	Labourer	5.2.16
Potter, T. A.	Rolling Stock	Engine Cleaner	18.8.14
Powell, E. W.	Rolling Stock	Clerk	19.8.14
Powell, F.	Transportation	Labourer	16.10.15
Power, W. M.	Transportation	Lad Porter	9.7.15
Pozzi, L. L.	Rolling Stock	Fitter	14.8.14
Pratt, E. W.	Transportation	Shunter	18.3.16
Pratt, L. W.	Transportation	Lad Porter	28.7.15
Prendergast, P.	Rolling Stock	Engine Cleaner	7.9.14
Prest, H. T.	Rolling Stock	Lad Labourer	26.10.14
Pretty, F.	Rolling Stock	Fitter	17.8.14
Pretty, J. A.	Secretary	Clerk	4.9.16
Price, A.	Transportation	Cook	18.6.14
Price, E.	Way and Works	Skilled Labourer	31.8.15
Price, J. O.	Rolling Stock	Car Builder	18.8.14
Price, J. G.	Transportation	Porter	4.8.15
Price, L. J.	Rolling Stock	Apprentice	19.2.16
Price, S. T.	Printing and Stationery	Messenger	15.7.15

NAMES OF EMPLOYEES WHO HAVE ENLISTED FOR SERVICE—*continued.*

Name.	Branch.	Grade.	Date.
Price, W. P.	Transportation	Clerk	17.7.15
Prideaux, J.	Stores	Labourer	16.7.15
Pring, B.	Rolling Stock	Labourer	23.7.15
Pritchard, G. J.	Transportation	Labourer	25.10.15
Proud, H.	Rolling Stock	Apprentice	8.2.15
Prunty, P. A. L.	Rolling Stock	Boilermaker's Help	5.2.16
Pugh, J. D.	Transportation	Signalman	15.4.16
Pugh, T. O.	Rolling Stock	Draftsman	17.5.16
Pulford, L. E.	Way and Works	Boilermaker's Help	17.8.14
Pund, P. W. D.	Transportation	Clerk	15.6.15
Purcell, G. V.	Transportation	Lad Porter	21.7.15
Purcell, J.	Transportation	Cloak Room Porter	25.2.16
Pyke, W. E.	Way and Works	Draftsman	16.8.15
Pyne, T.	Rolling Stock	Fireman	4.8.15
Quail, N.	Electrical Engineering	Clerk	27.3.16
Quelch, W. S. J.	Transportation	Signalman	3.2.16
Quigley, P. V.	Rolling Stock	Apprentice	19.2.16
Quin, E.	Rolling Stock	Upholsterer	13.7.15
Quinlivan, A. B.	Transportation	Shunter	2.8.15
Quinlivian, R.	Transportation	Clerk	15.4.16
Quirk, A.	Transportation	Porter	28.7.15
Quirk, W.	Rolling Stock	Lad Labourer	6.3.16
Quixley, C.	Way and Works	Labourer	19.1.16
Rabey, E. G.	Rolling Stock	Labourer	17.8.14
Radcliffe, J. B.	Telegraph	Lux Lamp Attendant	22.7.15
Rae, H. L.	Way and Works	Skilled Labourer	31.7.15
Ralph, R. A.	Way and Works	Skilled Labourer	12.2.16
Rampling, H.	Rolling Stock	Padder	20.7.15
Ramsey, A. A.	Transportation	Porter	13.5.16
Ramsey, G. A. S.	Transportation	Shunter	13.5.16
Randall, H.	Way and Works	Labourer	24.7.15
Randles, A. H.	Rolling Stock	Apprentice	21.2.16
Rankin, J. W.	Rolling Stock	Spring Maker	17.8.14
Ransom, H.	Rolling Stock	Clerk	21.8.14
Rashleigh, W. C.	Transportation	Guard	20.7.15
Ratcliff, W. J. M.	Transportation	Messenger	4.12.15
Rately, W. A.	Way and Works	Labourer	21.1.16
Rattle, F. B.	Rolling Stock	Train Examiner	22.7.15
Ray, A. W.	Rolling Stock	Engine Cleaner	7.8.15
Ray, A. W.	Transportation	Operating Porter	14.7.15
Ray, W.	Rolling Stock	Fitter	16.3.16
Rayment, G. L.	Rolling Stock	Clerk	17.11.14
Raymond, J. P.	Way and Works	Skilled Labourer	30.11.15
Rea, G. L.	Transportation	Lad Porter	20.5.16
Reade, G. P.	Audit of Receipts	Clerk	3.2.16
Redcliffe, A. E.	Electrical Engineering	Labourer	23.8.14
Reddan, W.	Way and Works	Pipe Jointer	1.3.16
Redfern, R.	Telegraph	Skilled Labourer	4.3.16
Redpath, W. S.	Transportation	Parcels Porter	30.3.16
Rees, J. W.	Electrical Engineering	Labourer	23.9.15
Reeve, E. S.	Rolling Stock	Fireman	24.8.15
Reeves, A.	Way and Works	Labourer	31.7.15
Regan, C. G.	Transportation	Clerk	31.7.15
Regnier, W.	Way and Works	Labourer	22.12.15
Reid, A. F.	Rolling Stock	Fireman	5.4.15
Reid, D.	Rolling Stock	Boilermaker	16.9.15
Reid, H. G. T.	Rolling Stock	Wood Machinist	20.8.14
Reid, J. H.	Stores	Clerk	20.8.14
Reid, R. A.	Accountancy	Clerk	21.9.14
Reid, W.	Electrical Engineering	Labourer	6.7.15
Reid, W.	Transportation	Labourer	10.2.16
Reid, W. J.	Rolling Stock	Engine Cleaner	14.12.15
Reilly, J. J.	Transportation	Clerk	14.8.15
Relph, A. H. W.	Electrical Engineering	Draughtsman	6.3.16
Renehan, F.	Audit of Receipts	Clerk	18.8.14
Renfrey, G. M.	Way and Works	Labourer	10.7.15
Renfry, W. J.	Way and Works	Labourer	10.7.15

NAMES OF EMPLOYEES WHO HAVE ENLISTED FOR SERVICE—*continued.*

Name.	Branch.	Grade.	Date.
Rennie, A. J.	Transportation	Lad Porter	2.10.14
Rennie, T.	Way and Works	Skilled Labourer	5.8.15
Rennold, A. E.	Rolling Stock	Engine Cleaner	12.9.14
Renton, G.	Stores	Storeman	24.7.15
Reville, F. N.	Way and Works	Draughtsman	2.6.16
Rewell, G. V.	Audit of Receipts	Clerk	28.1.16
Reynolds, H. G.	Transportation	Van Stower	28.6.15
Reynolds, L.	Rolling Stock	Engine Cleaner	8.1.15
Reynolds, R.	Way and Works	Skilled Labourer	17.8.14
Rhatigan, W. H.	Way and Works	Fitter	13.5.16
Rice, E. P.	Printing and Stationery	Compositor	28.4.16
Rich, C. E. O.	Transportation	Operating Porter	22.7.15
Richards, C. R.	Rolling Stock	Apprentice	5.3.15
Richards, H. R.	Rolling Stock	Apprentice	14.4.15
Richards, J. F.	Rolling Stock	Fitter	19.8.14
Richards, J. W.	Transportation	Clerk	31.1.16
Richards, M. T.	Way and Works	Lad Labourer	6.9.15
Richards, T. J.	Transportation	Labourer	10.3.16
Richardson, H.	Transportation	Porter	24.7.15
Richmond, J. J.	Transportation	Clerk	23.5.16
Rickard, W. J.	Transportation	Lad Porter	10.7.15
Ricketts, L. A.	Rolling Stock	Fireman	13.8.15
Riddett, A.	Transportation	Labourer	2.5.16
Ridgewell, P. H.	Way and Works	Draughtsman	11.2.16
Ridgwell, A. W.	Rolling Stock	Car Builder	9.5.16
Ridley, J. R.	Way and Works	Labourer	5.2.16
Ries, W.	Transportation	Clerk	16.1.16
Rilen, M.	Rolling Stock	Apprentice	21.7.15
Riley, T. F.	Way and Works	Skilled Labourer	31.3.16
Riley, W. M.	Way and Works	Repairer	31.3.15
Ring, H. C.	Way and Works	Lad Labourer	18.11.15
Ring, W.	Printing and Stationery	Machine Feeder	14.8.14
Ripper, J. H.	Rolling Stock	Fireman	3.5.16
Ritchie, A.	Rolling Stock	Engine Cleaner	29.2.16
Roach, A. F.	Transportation	Clerk	27.2.15
Roach, J. H.	Way and Works	Labourer	18.9.15
Roach, W.	Way and Works	Labourer	17.8.14
Robb, H. G.	Way and Works	Clerk	20.4.16
Roberts, A. G.	Way and Works	Repairer	30.6.16
Roberts, A. R.	Telegraph	Skilled Labourer	27.3.16
Roberts, D.	Way and Works	Labourer	20.9.15
Roberts, D. O.	Rolling Stock	Car Builder	16.8.15
Roberts, F.	Way and Works	Labourer	11.1.16
Roberts, F. L.	Rolling Stock	Apprentice	4.3.16
Roberts, G. L. R.	Transportation	Porter	28.7.15
Roberts, H.	Way and Works	Labourer	6.7.15
Roberts, L. M.	Transportation	Clerk	27.4.15
Roberts, R. J.	Way and Works	Apprentice	14.9.15
Robertson, A.	Transportation	Shunter	10.12.14
Robertson, D.	Rolling Stock	Painter	16.9.15
Robertson, D. S.	Way and Works	Skilled Labourer	19.8.16
Robertson, E. G. H.	Way and Works	Artisan's Assistant	3.5.15
Robertson, F.	Way and Works	Labourer	20.1.15
Robertson, J.	Transportation	Lad Porter	17.8.14
Robertson, J. J.	Transportation	Car Cleaner	31.7.15
Robertson, J. N.	Transportation	Clerk	29.4.16
Robertson, N. L.	Rolling Stock	Engine Cleaner	6.1.15
Robertson, P. G.	Way and Works	Lad Labourer	4.5.15
Robertson, R.	Transportation	Labourer	19.8.14
Robertson, R. W.	Rolling Stock	Labourer	17.1.16
Robertson, T.	Rolling Stock	Blacksmith	18.8.14
Robertson, W.	Audit of Receipts	Ticket Sorter	10.6.16
Robertson, W. H.	Transportation	Lad Porter	15.2.15
Robin, R.	Transportation	Goods Guard	31.1.16
Robinson, A.	Transportation	Shunter	20.3.15
Robinson, H. J.	Transportation	Porter	3.8.15
Robinson, J. H.	Accountancy	Clerk	9.2.16
Robinson, J. H.	Way and Works	Labourer	12.2.15
Robinson, W.	Way and Works	Lad Labourer	15.8.14
Robinson, W.	Rolling Stock	Puller Out	24.7.15

NAMES OF EMPLOYEES WHO HAVE ENLISTED FOR SERVICE—*continued.*

Name.	Branch.	Grade.	Date.
Robinson, W. B.	Way and Works	Labourer	30.10.15
Robottom, E. J.	Rolling Stock	Striker	21.8.14
Robson, G. C.	Way and Works	Labourer	21.9.14
Rodda, B.	Rolling Stock	Fireman	31.7.15
Rodway, H.	Way and Works	Lad Labourer	24.12.15
Roe, A. T.	Rolling Stock	Engine Cleaner	16.7.15
Rogers, C. J.	Way and Works	Labourer	14.1.16
Rogers, F.	Way and Works	Labourer	9.9.14
Rogers, F. T.	Rolling Stock	Fireman	14.7.15
Rogers, H.	Rolling Stock	Engine Cleaner	29.7.15
Rolfe, G. A.	Accountancy	Clerk	23.3.16
Rollason, C.	Rolling Stock	Wood Machinist	16.7.15
Rolle, J. C.	Rolling Stock	Engine Cleaner	6.7.15
Roscholler, C. N.	Transportation	Clerk	17.6.15
Rose, V. C.	Transportation	Clerk	21.3.16
Rosman, N. E.	Accountancy	Clerk	24.8.15
Ross, C. F.	Transportation	Stationmaster	5.7.15
Ross, G. T.	Transportation	Porter	7.8.16
Ross, H.	Printing and Stationery	Compositor	28.6.15
Ross, H.	Rolling Stock	Lad Labourer	1.1.16
Ross, H. H.	Transportation	Block Recorder	20.7.15
Ross, H. W.	Way and Works	Labourer	12.5.15
Ross, J. A.	Way and Works	Labourer	22.8.14
Ross, J. D.	Rolling Stock	Labourer	3.9.15
Ross, J. W.	Stores	Clerk	15.8.14
Ross, M. B.	Transportation	Clerk	11.11.15
Ross, P. H.	Transportation	Suburban Guard	4.8.15
Ross, R.	Rolling Stock	Labourer	24.6.15
Ross, R. H.	Transportation	Clerk	7.3.16
Row, R. F.	Accountancy	Clerk	1.4.16
Rowe, C. L. E.	Way and Works	Draughtsman	25.8.15
Rowe, F.	Transportation	Porter	8.1.15
Rowe, P.	Way and Works	Skilled Labourer	18.2.16
Rowe, R. E. H.	Transportation	Leading Shunter	24.8.15
Rowe, W. C. H.	Way and Works	Lad Labourer	15.7.15
Rowsell, H. E.	Rolling Stock	Engine Cleaner	18.6.15
Ruff, V. H.	Transportation	Shunter	2.9.15
Runciman, D. J.	Rolling Stock	Coppersmith	8.7.15
Rush, J.	Transportation	Porter	1.4.15
Russell, G. K.	Rolling Stock	Steam Hammer Driver	16.8.15
Russell, I. H. J.	Way and Works	Skilled Labourer	14.7.15
Russell, R.	Way and Works	Labourer	31.10.14
Rutter, H.	Way and Works	Engineer	19.2.16
Ryan, A.	Telegraph	Skilled Labourer	23.3.16
Ryan, A.	Way and Works	Repairer	29.2.16
Ryan, A. E.	Rolling Stock	Labourer	1.3.16
Ryan, A. P.	Transportation	Despatch Porter	8.3.16
Ryan, C. T.	Transportation	Shunter	24.7.15
Ryan, F.	Electrical Engineering	Labourer	19.1.16
Ryan, H. P.	Transportation	Lad Porter	24.1.16
Ryan, M. T.	Transportation	Clerk	29.2.16
Ryan, N.	Way and Works	Labourer	14.2.16
Ryan, P. T.	Rolling Stock	Fireman	14.8.15
Ryan, P. T.	Rolling Stock	Lad Car Cleaner	17.4.16
Ryan, T. J.	Way and Works	Clerk	5.2.16
Ryan, V.	Rolling Stock	Engine Cleaner	30.7.15
Ryan, V. C. M.	Rolling Stock	Skilled Labonrer	18.8.14
Ryan, W. C.	Rolling Stock	Fireman	24.4.16
Rydar, M. S.	Transportation	Lad Porter	6.4.15
St. John, J. S. W.	Rolling Stock	Fireman	29.3.16
Saker, E. E.	Rolling Stock	Driller	14.7.15
Saker, H. F.	Rolling Stock	Apprentice	16.7.15
Saker, L. B.	Transportation	Checking Porter	26.5.16
Samers, C. R.	Transportation	Porter	16.8.14
Sampson, B.	Way and Works	Lad Labourer	6.7.15
Samson, D. C. B.	Transportation	Block Recorder	9.10.15
Sanday, W. H.	Way and Works	Leading Chainman	31.7.15
Sandford, C .W.	Rolling Stock	Lad Labourer	19.8.14
Sandford, J. T.	Way and Works	Lad Labourer	24.1.16

NAMES OF EMPLOYEES WHO HAVE ENLISTED FOR SERVICE—*continued*.

Name.	Branch.	Grade.	Date.
Sandles, W. C.	Rolling Stock	Engine Cleaner	1.8.16
Sandner, E.	Transportation	Labourer	12.7.15
Sanson, A.	Rolling Stock	Labourer	19.8.14
Saul, H.	Rolling Stock	Puller Out	23.7.15
Saunders, A.	Way and Works	Labourer	8.8.14
Savory, W.	Telegraph	Clerk	29.2.16
Sawyers, C. V.	Transportation	Labourer	17.7.15
Saxton, W. J.	Transportation	Yard Porter	18.6.15
Scanlon, J.	Way and Works	Striker	9.1.15
Scharf, C. A. G.	Rolling Stock	Lad Labourer	22.9.15
Schmidt, J. A.	Rolling Stock	Apprentice	12.4.16
Scholes, C. W.	Telegraph	Clerk	29.7.15
Schou, E.	Transportation	Clerk	6.4.16
Schwennesen, A. W.	Transportation	Clerk	25.4.16
Scorer, H. R. L.	Transportation	Clerk	20.8.15
Scorer, W. D.	Accountancy	Clerk	10.7.15
Scott, A.	Stores	Labourer	22.8.14
Scott, A.	Way and Works	Labourer	23.3.16
Scott, C. S.	Rolling Stock	Fireman	11.3.16
Scott, G. N.	Transportation	Clerk	17.8.14
Scott, J.	Stores	Labourer	14.7.15
Scott, J. A. P.	Transportation	Lad Porter	1.10.15
Scott, R.	Rolling Stock	Car Cleaner	16.9.15
Scott, R. J.	Transportation	Yard Porter	10.5.16
Scott, R. T.	Rolling Stock	Driller	21.8.14
Scott, R. W.	Rolling Stock	Apprentice	13.7.15
Scott, S.	Stores	Labourer	18.9.14
Scott, S. D.	Rolling Stock	Wood Machinist	18.8.14
Scott, W. H.	Transportation	Motorman	24.7.15
Scott, W. L.	Audit of Receipts	Clerk	31.5.15
Scouller, A. J.	Transportation	Clerk	15.6.15
Scudamore, C. J.	Rolling Stock	Apprentice	18.5.16
Scully, R. H.	Transportation	Lad Porter	8.3.16
Sealie, W. C.	Way and Works	Clerk	12.7.15
Searle, H. L.	Transportation	Labourer	20.8.14
Sechtig, W. H.	Transportation	Assistant Stationmaster	21.7.15
Sedgman, T. E.	Transportation	Shunter	16.7.15
Sellars, D.	Way and Works	Skilled Labourer	17.7.15
Sellman, L. T.	Transportation	Block Recorder	1.7.16
Sexton, C. W.	Way and Works	Draughtsman	26.2.16
Sexton, T. D.	Accountancy	Clerk	31.7.15
Seymour, F. C.	Transportation	Block Recorder	25.2.16
Shanahan, R. J.	Rolling Stock	Engine Cleaner	25.5.16
Shannahan, H. J.	Transportation	Clerk	14.7.15
Shannon, H. B.	Transportation	Labourer	30.6.15
Shannon, M.	Rolling Stock	Fireman	2.2.16
Share, H.	Rolling Stock	Engine Cleaner	15.2.16
Sharples, R.	Way and Works	Labourer	15.7.15
Sharry, D. L.	Transportation	Operating Porter	21.8.15
Shaw, C. V.	Rolling Stock	Engine Cleaner	13.7.15
Shaw, F.	Transportation	Porter	30.7.15
Shaw, P.	Way and Works	Labourer	30.7.15
Sheahan, D. O.	Telegraph	Operator	30.5.15
Shearwood, E. M.	Stores	Clerk	15.7.15
Sheedy, W. F.	Rolling Stock	Labourer	17.5.15
Sheehan, E.	Way and Works	Labourer	10.9.14
Sheehan, J.	Rolling Stock	Striker	27.5.16
Sheehan, S. J.	Transportation	Shunter	19.8.14
Sheldrick, A. E.	Transportation	Porter	1.10.14
Shelton, F. J.	Accountancy	Clerk	9.1.16
Shepherd, C. S.	Rolling Stock	Fireman	6.7.16
Sheridan, G. B.	Rolling Stock	Labourer	12.2.16
Sheridan, H.	Rolling Stock	Lad Labourer	20.8.14
Sherman, J. D.	Transportation	Messenger	26.8.15
Shields, J.	Transportation	Labourer	3.7.15
Shingles, J.	Rolling Stock	Blacksmith	18.8.14
Short, E.	Rolling Stock	Leading Hand Fitter	5.5.16
Shugg, A.	Way and Works	Repairer	30.9.14
Sidlow, A. J. P.	Rolling Stock	Fireman	29.12.15
Siede, H. C.	Rolling Stock	Engine Cleaner	15.9.15

NAMES OF EMPLOYEES WHO HAVE ENLISTED FOR SERVICE—*continued.*

Name.	Branch.	Grade.	Date.
Silver, L.	Stores	Labourer	10.7.15
Simons, J. H.	Way and Works	Labourer	31.7.16
Simmons, G. P.	Way and Works	Carpenter	20.8.14
Simmons, W.	Way and Works	Labourer	17.10.14
Simpson, C. O.	Rolling Stock	Train Examiner	21.7.15
Simpson, D. S.	Rolling Stock	Striker	1.2.16
Simpson, J. O.	Rolling Stock	Engine Cleaner	8.3.16
Sinclair, A.	Rolling Stock	Apprentice	6.3.16
Sinclair, A.	Transportation	Clerk	7.8.15
Sinn, C.	Rolling Stock	Engine Cleaner	1.7.15
Sisson, H.	Way and Works	Clerk	15.8.14
Skewes, J. H.	Transportation	Porter	3.8.15
Skewes, C.	Rolling Stock	Apprentice	22.3.16
Skidmore, E.	Rolling Stock	Car Builder	18.8.14
Slade, C. G.	Transportation	Clerk	17.6.16
Slater, H. L.	Transportation	Lad Porter	30.6.16
Slater, T. H.	Way and Works	Labourer	10.4.15
Slaven, J. W.	Transportation	Goods Checker	2.3.16
Slaven, P.	Transportation	Labourer	16.3.16
Sleigh, S.	Transportation	Shunter	29.7.15
Slevison, F. J.	Transportation	Lad Porter	15.5.15
Slevison, I. C.	Transportation	Operating Porter	25.6.16
Smail, E.	Way and Works	Surveying Assistant	31.7.15
Smail, G.	Rolling Stock	Turner	1.5.16
Smart, G.	Rolling Stock	Shunter	8.7.15
Smart, J. T.	Way and Works	Repairer	3.6.16
Smeaton, J. G.	Rolling Stock	Draughtsman	1.10.15
Smith, A.	Electrical Engineering	Labourer	30.9.15
Smith, C.	Rolling Stock	Labourer	15.5.16
Smith, C. B.	Rolling Stock	Fitter and Turner	11.9.14
Smith, C. H.	Transportation	Shunter	18.8.14
Smith, D. E.	Telegraph	Operator	25.7.15
Smith, E.	Rolling Stock	Boilermaker	1.2.16
Smith, F.	Transportation	Assistant Stationmaster	17.7.15
Smith, G. S.	Transportation	Messenger	9.1.15
Smith, G. S.	Transportation	Clerk	17.8.15
Smith, G. T.	Rolling Stock	Fireman	24.3.16
Smith, J.	Rolling Stock	Wood Machinist	21.8.14
Smith, J.	Transportation	Shunter	29.2.16
Smith, L. A.	Way and Works	Labourer	15.7.15
Smith, L. J.	Transportation	Shunter	19.7.15
Smith, L. L.	Transportation	Leading Shunter	19.6.16
Smith, P. D.	Transportation	Cloak Room Porter	2.8.15
Smith, P. W.	Accountancy	Clerk	15.8.14
Smith, R.	Way and Works	Skilled Labourer	9.7.15
Smith, R. P.	Telegraph	Operator	1.4.16
Smith, R. Y.	Transportation	Clerk	4.7.15
Smith, S.	Rolling Stock	Blacksmith	10.7.15
Smith, P. C.	Way and Works	Repairer	6.4.15
Smith, V. W.	Electrcal Engineering	Fireman	20.7.15
Smith, W.	Way and Works	Labourer	29.2.16
Smith, W.	Transportation	Clerk	14.7.16
Smith, W. A.	Way and Works	Labourer	23.2.16
Smith, W. C.	Way and Works	Labourer	29.8.14
Smith, W. D.	Rolling Stock	Engine Cleaner	26.6.15
Smith, W. E.	Rolling Stock	Shunter	6.3.16
Smith, W. L.	Transportation	Porter	1.2.16
Smith, W. R.	Rolling Stock	Fitter's Assistant	1.3.15
Smith, W. P.	Rolling Stock	Casting Dresser	26.2.15
Smithwick, V.	Rolling Stock	Labourer	16.9.15
Smyth, F.	Telegraph	Telephone Attendant	1.4.16
Snape, H. J.	Way and Works	Draughtsman	23.3.15
Snow, J. S.	Transportation	Lad Porter	7.7.15
Soame, H.	Way and Works	Labourer	23.3.15
Soundy, D.	Rolling Stock	Fitter	19.7.15
Spain, W. I.	Rolling Stock	Engine Cleaner	21.3.15
Spear, R.	Rolling Stock	Striker	14.7.15
Speed, S.	Rolling Stock	Engine Cleaner	29.8.14
Spence, J. G.	Transportation	Lad Porter	11.2.16
Spencer, F.	Way and Works	Clerk	17.4.15

NAMES OF EMPLOYEES WHO HAVE ENLISTED FOR SERVICE—*continued.*

Name.	Branch.	Grade.	Date.
Spiers, A. L.	Transportation	Lad Porter	10.6.16
Spiers, E. W.	Transportation	Lad Porter	8.8.16
Spinks, C. H.	Rolling Stock	Fireman	30.6.16
Spinks, W. E.	Transportation	Operating Porter	29.2.16
Splatt, J. R.	Rolling Stock	Fireman	7.8.15
Splatt, T.	Rolling Stock	Fireman	19.7.15
Sporle, J. H.	Transportation	Operating Porter	18.7.15
Spry, L.	Way and Works	Repairer	18.9.15
Spruzen, E.	Transportation	Clerk	9.8.16
Spunner, J...	Way and Works	Skilled Labourer	27.1.16
Stabb, A. E.	Transportation	Clerk	12.3.16
Stabell, G.	Rolling Stock	Labourer	10.7.15
Stait, J.	Way and Works	Labourer	29.2.16
Stamp, J. R. B.	Rolling Stock	Skilled Labourer	18.8.14
Stanistreet, R. F.	Transportation	Clerk	30.11.14
Stanley, A. V.	Transportation	Clerk	5.10.14
Stapleton, J. R. D.	Rolling Stock	Apprentice	21.1.15
Statham, G. W.	Transportation	Signal Porter	18.9.15
Statton, A. L.	Transportation	Operating Porter	9.3.16
Stear, H. E.	Transportation	Operating Porter	2.8.15
Steed, S. J...	Rolling Stock	Apprentice	28.2.16
Steele, A.	Transportation	Labourer	3.1.16
Steele, C. S.	Way and Works	Draftsman	21.9.15
Steen, J.	Rolling Stock	Fireman	1.2.15
Stenhouse, J. A. J.	Rolling Stock	Striker	22.7.15
Stenning, A. V.	Transportation	Clerk	24.11.15
Stephens, C.	Way and Works	Skilled Labourer	28.2.16
Stephens, F.	Way and Works	Labourer	14.7.15
Stephens, F. J.	Transportation	Signalman	22.1.16
Stephens, J. A.	Way and Works	Lad Labourer	10.8.15
Stephens, R. A.	Transportation	Clerk	14.7.15
Stephens, R. C.	Audit of Receipts	Clerk	22.8.14
Stephens, R. J.	Rolling Stock	Fireman	12.4.16
Stephens, T. N.	Transportation	Clerk	15.8.14
Stephens, W. H.	Transportation	Lad Porter	31.5.16
Stevens, A. M.	Transportation	Porter	3.8.15
Stevens, C. H.	Rolling Stock	Fireman	15.7.16
Stevens, F. G.	Rolling Stock	Train Examiner	14.3.16
Stevens, F. R.	Transportation	Clerk	6.11.15
Stevens, G. L.	Way and Works	Clerk	6.9.15
Stevens, G. W.	Way and Works	Apprentice	15.4.16
Stevens, L. H.	Rolling Stock	Lad Labourer	30.4.15
Stevens, W.	Transportation	Cook	14.7.15
Stevenson, J.	Rolling Stock	Labourer	15.11.15
Stevenson, L. J.	Transportation	Clerk	3.12.15
Stevenson, W. D.	Way and Works	Lad Labourer	10.7.15
Steventon, E. A.	Transportation	Messenger	23.6.16
Stewart, A. C. L.	Way and Works	Boilermaker's Help	9.4.15
Stewart, D. F.	Accountancy	Clerk	15.5.15
Stewart, J.	Accountancy	Clerk	28.6.15
Stewart, J. E.	Transportation	Porter	14.7.15
Stewart, St. C.	Way and Works	Gardener	15.8.14
Stewart, W. J.	Way and Works	Skilled Labourer	15.8.14
Stillman, C. W.	Transportation	Porter	18.8.14
Stinger, W...	Way and Works	Repairer	17.6.16
Stirling, D. R.	Way and Works	Lad Labourer	4.9.14
Stock, F. W.	Rolling Stock	Apprentice	19.2.16
Stokes, L. W.	Rolling Stock	Labourer	17.1.16
Stone, A. G.	Transportation	Clerk	19.7.15
Stone, E. J.	Way and Works	Lad Labourer	13.1.15
Stone, H.	Electrical Engineering	Labourer	17.8.15
Stoneman, A. A.	Telegraph	Operator	15.2.16
Stones, E. A.	Rolling Stock	Apprentice	1.9.14
Story, T. T.	Rolling Stock	Engine Cleaner	5.2.16
Strahan, A.	Way and Works	Labourer	29.1.16
Street, W. G.	Rolling Stock	Labourer	26.7.15
Strom, H. G.	Way and Works	Assistant Surveyor	13.1.16
Strugnell, E.	Transportation	Labourer	24.4.16
Stuart, J. M.	Rolling Stock	Clerk	14.7.15

NAMES OF EMPLOYEES WHO HAVE ENLISTED FOR SERVICE—*continued.*

Name.	Branch.	Grade.	Date.
Stubbs, J.	Rolling Stock	Blacksmith	18.8.14
Stuckey, E.	Rolling Stock	Skilled Labourer	16.7.15
Suares, H. W.	Transportation	Block Recorder	17.7.15
Subanoff, P.	Rolling Stock	Painter	7.4.16
Suhr, E. J.	Rolling Stock	Clerk	6.4.16
Sullivan, F.	Rolling Stock	Boilermaker's Help	27.7.15
Sullivan, G.	Way and Works	Carpenter	15.7.15
Sullivan, J. G.	Telegraph	Operator	15.7.15
Sullivan, W. H. De B.	Way and Works	Repairer	4.9.15
Summers, M.	Transportation	Shunter	28.4.16
Sunderland, A.	Way and Works	Labourer	29.1.16
Sundermann, L. A.	Rolling Stock	Fireman	29.7.15
Sutcliffe, R.	Transportation	Labourer	21.12.14
Suter, J.	Transportation	Shunter	12.10.14
Sutherland, A. G.	Rolling Stock	Engine Cleaner	31.7.15
Sutherland, D. W. J.	Telegraph	Electrical Mechanic	5.8.15
Sutherland, H. L.	Transportation	Clerk	17.6.16
Sutton, A.	Way and Works	Labourer	31.8.15
Sutton, J. F.	Transportation	Clerk	17.7.15
Sutton, P.	Rolling Stock	Engine Cleaner	2.8.15
Swain, C.	Way and Works	Skilled Labourer	17.6.16
Swannell, W.	Way and Works	Blacksmith	31.5.16
Swanwick, A.	Transportation	Labourer	15.7.15
Sweetman, A. J.	Transportation	Operator	22.7.15
Swift, E. E.	Transportation	Porter	27.7.15
Swindells, I.	Way and Works	Labourer	9.1.15
Swinton, F. T.	Rolling Stock	Labourer	19.8.14
Symes, R.	Way and Works	Lad Labourer	8.1.16
Symons, F. H. C.	Transportation	Indicator Porter	1.3.16
Tait, A. S.	Way and Works	Painter	16.4.15
Tame, W.	Rolling Stock	Car Builder	9.3.16
Tamlyn, J. H.	Accountancy	Clerk	30.3.16
Tatnell, W. J.	Rolling Stock	Lad Labourer	5.8.15
Tatterson, J.	Audit of Receipts	Clerk	4.4.16
Taubman, J. R.	Transportation	Messenger	11.8.16
Taylor, A.	Rolling Stock	Engine Cleaner	5.1.15
Taylor, G.	Way and Works	Repairer	15.2.16
Taylor, H. G. L.	Transportation	Clerk	15.8.14
Taylor, H. W.	Audit of Receipts	Clerk	23.7.15
Taylor, J. H.	Rolling Stock	Engine Cleaner	1.4.15
Taylor, J. R.	Way and Works	Repairer	17.1.16
Taylor, R. H. G. R.	Transportation	Shunter	9.1.15
Taylor, R. J. C.	Rolling Stock	Lad Labourer	18.8.14
Taylor, T. C.	Way and Works	Skilled Labourer	2.2.15
Taylor, W.	Transportation	Labourer	12.6.15
Taylor, W.	Rolling Stock	Fitter	22.7.16
Taylor, W. J.	Rolling Stock	Turner	8.2.16
Taysom, I. W.	Transportation	Clerk	9.7.15
Teagle, E.	Rolling Stock	Lad Car Cleaner	14.5.15
Telford, A. L.	Way and Works	Clerk	31.5.15
Temby, J. S.	Way and Works	Repairer	4.3.16
Tenni, J. C.	Telegraph	Lineman	12.2.15
Terrell, T. S.	Rolling Stock	Engine Cleaner	1.4.16
Terrell, V. E. J.	Transportation	Clerk	14.8.15
Terry, C. E.	Rolling Stock	Fireman	6.11.15
Tesseyman, G.	Transportation	Labourer	8.8.14
Tevlin, J. T.	Way and Works	Surveying Assistant	31.8.15
Thomas, A.	Way and Works	Labourer	31.7.15
Thomas, C. J.	Way and Works	Lad Labourer	22.7.15
Thomas, C. McC.	Transportation	Clerk	16.4.16
Thomas, G.	Transportation	Block Recorder	15.7.15
Thomas, G. S.	Way and Works	Painter	22.7.15
Thomas, H.	Rolling Stock	Fireman	12.8.15
Thomas, H. E.	Way and Works	Labourer	18.11.14
Thomas, J. A.	Way and Works	Labourer	21.2.16
Thomas, J. H. A.	Transportation	Lad Porter	14.7.15
Thomas, R. G.	Transportation	Clerk	7.7.15
Thomas, S. G.	Rolling Stock	Lad Labourer	1.9.15

NAMES OF EMPLOYEES WHO HAVE ENLISTED FOR SERVICE—*continued.*

Name.	Branch.	Grade.	Date.
Thomas, S. G.	Telegraph	Labourer	31.8.14
Thomas, W. J.	Transportation	Vanman	6.1.15
Thomas, W. T.	Transportation	Lad Porter	24.7.15
Thompson, A. L.	Rolling Stock	Labourer	20.7.15
Thompson, A. L.	Rolling Stock	Fitter's Assistant	19.7.15
Thompson, A. M.	Transportation	Clerk	6.8.15
Thompson, A. R.	Transportation	Lad Porter	25.2.16
Thompson, E.	Rolling Stock	Labourer	30.9.15
Thompson, E. W.	Rolling Stock	Engine Cleaner	27.5.16
Thompson, G.	Way and Works	Carpenter	19.2.16
Thompson, J.	Way and Works	Labourer	6.2.16
Thompson, J. H.	Rolling Stock	Labourer	22.2.16
Thompson, K. A.	Transportation	Lad Porter	31.5.16
Thompson, M. C.	Audit of Receipts	Clerk	24.7.15
Thompson, O. J.	Stores	Clerk	30.11.14
Thompson, R. G.	Transportation	Ticket Collector	15.7.15
Thompson, R. W.	Rolling Stock	Engine Cleaner	18.8.14
Thompson, W.	Transportation	Labourer	10.12.14
Thompson, W. J.	Way and Works	Labourer	5.7.16
Thomson, D. G.	Accountancy	Clerk	21.9.14
Thomson, J.	Transportation	Van Stower	15.7.14
Thomson, R. P.	Rolling Stock	Striker	25.2.16
Thornton, G. A. R.	Stores	Clerk	1.5.15
Thornton, P. L.	Transportation	Goods Guard	17.6.16
Thornton, W. H.	Rolling Stock	Wood Machinist	16.9.14
Thornton, W. J.	Way and Works	Pipe Jointer	7.7.15
Thorpe, F. G.	Rolling Stock	Engineering Assistant	26.7.15
Thyne, H.	Way and Works	Lad Labourer	21.7.15
Tierney, A. J.	Transportation	Labourer	17.8.14
Tighe, A. F.	Transportation	Porter	1.5.16
Tighe, P. J.	Way and Works	Labourer	17.2.16
Tijou, A. G. H.	Rolling Stock	Apprentice	18.8.14
Tilley, R. J.	Transportation	Labourer	14.8.14
Tilson, F. M.	Transportation	Stationmaster	21.2.16
Tilson, J. C.	Transportation	Clerk	18.10.14
Timbs, E.	Rolling Stock	Car Builder	16.8.15
Timper, L. C.	Way and Works	Clerk	15.2.16
Tindle, F.	Way and Works	Fitter	18.8.14
Tindle, H.	Rolling Stock	Boilermaker	13.5.15
Tippet, P. A.	Transportation	Lad Porter	17.8.14
Tobin, A. J. P.	Transportation	Operating Porter	23.9.14
Tobitt, J.	Way and Works	Labourer	15.7.15
Todd, D. V.	Transportation	Operating Porter	13.10.15
Tolliday, L. R.	Transportation	Lad Porter	21.8.14
Tolmie, R. C.	Rolling Stock	Clerk	22.8.14
Tomb, H. G. T.	Rolling Stock	Striker	16.3.16
Tomkins, J.	Way and Works	Labourer	22.1.16
Tomlinson, W.	Way and Works	Labourer	20.4.16
Tomkin, F. E. V.	Electrical Engineering	Lamp Carboner	13.2.16
Toohey, W.	Transportation	Labourer	14.7.15
Toomey, F. E.	Way and Works	Labourer	16.12.15
Torpey, H. A.	Transportation	Parcels Porter	12.8.15
Towers, G. W.	Way and Works	Repairer	10.9.14
Towns, S.	Accountancy	Clerk	17.7.15
Townsend, A. E.	Transportation	Porter	13.5.15
Townsend, E.	Way and Works	Labourer	11.9.14
Townsend, E. L.	Transportation	Clerk	24.5.15
Townsend, W. E.	Transportation	Clerk	30.7.15
Tozer, J. A. S.	Transportation	Porter	9.8.15
Trahair, W. A.	Rolling Stock	Engine Cleaner	19.8.14
Traill, R. G. O.	Telegraph	Labourer	22.1.16
Tregurtha, M. B.	Rolling Stock	Labourer	22.7.15
Tremayne, R. J.	Rolling Stock	Engine Cleaner	9.11.15
Trengrove, V. S.	Transportation	Labourer	15.7.15
Trevan, S. G.	Accountancy	Clerk	1.8.15
Trewin, H.	Way and Works	Labourer	13.7.15
Trezise, R.	Rolling Stock	Lad Labourer	27.3.16
Trigg, V.	Rolling Stock	Clerk	18.2.16
Trott, W. H.	Rolling Stock	Engine Cleaner	23.7.15

NAMES OF EMPLOYEES WHO HAVE ENLISTED FOR SERVICE—*continued.*

Name.	Branch.	Grade.	Date.
Troy, P.	Rolling Stock	Labourer	5.1.16
Truman, W.	Way and Works	Cable Layer	15.7.15
Tucker, C. E.	Rolling Stock	Car Builder	17.7.15
Tullett, A.	Way and Works	Labourer	13.11.15
Tully, J. F.	Transportation	Vanman	15.7.15
Tully, J. L.	Way and Works	Repairer	30.11.15
Turnbull, A. J.	Way and Works	Repairer	6.7.15
Turner, C. A. F.	Transportation	Operating Porter	27.8.14
Turner, E.	Rolling Stock	Striker	1.12.15
Turner, W.	Transportation	Messenger	23.9.14
Turner, W. S.	Way and Works	Repairer	31.5.16
Tweedale, T. R.	Rolling Stock	Fitter	3.3.16
Tweedie, J...	Way and Works	Skilled Labourer	14.9.14
Twomey, F. P.	Rolling Stock	Skilled Labourer	14.9.14
Twomey, J.	Rolling Stock	Car Cleaner	13.7.15
Twose, W. G.	Transportation	Lad Porter	11.7.15
Tynan, D. J.	Way and Works	Repairer	18.3.16
Tynan, J.	Way and Works	Chainman	15.8.16
Tytherleigh, J.	Audit of Receipts	Ticket Sorter	19.8.14
Uhd, R. L.	Transportation	Clerk	21.4.16
Undsworth, I.	Way and Works	Electrical Fitter	22.7.15
Upfill, J. A.	Transportation	Clerk	20.2.15
Urquhart, W.	Transportation	Labourer	2.12.14
Vagg, C. E. H.	Transportation	Porter	20.8.14
Vale, A. W.	Electrical Engineer	Electrical Mechanic	18.8.14
Vallance, J. J.	Way and Works	Labourer	30.9.15
Vallance, R.	Way and Works	Bricklayer	16.7.15
Vance, W. J.	Transportation	Lad Porter	9.7.15
Vane, C. N.	Rolling Stock	Engine Cleaner	18.4.16
Vaughan, S. P.	Rolling Stock	Apprentice	17.8.14
Vears, L. G.	Rolling Stock	Turner	23.5.16
Venville, W. G.	Transportation	Clerk	8.4.16
Verdon, W.	Rolling Stock	Engine Cleaner	15.1.15
Vernon, C.	Way and Works	Repairer	1.10.15
Viccars, A. C.	Transportation	Clerk	15.7.15
Viccars, G. L.	Transportation	Clerk	21.2.16
Viccars, R.	Transportation	Yard Porter	18.9.15
Vickery, A. H.	Rolling Stock	Labourer	24.7.16
Vidler, E. G.	Rolling Stock	Engine Cleaner	4.3.16
Villiers, J. C.	Rolling Stock	Engine Cleaner	13.7.15
Vincent, J.	Rolling Stock	Engine Cleaner	11.5.16
Vinning, J. H.	Transportation	Clerk	15.7.15
Vipond, J. H.	Transportation	Porter	25.3.16
Vipond, T. R.	Transportation	Lad Porter	3.7.16
Vivian, J. G.	Rolling Stock	Car Cleaner	15.7.16
Waddell, A.	Way and Works	Labourer	15.7.15
Wade, W.	Rolling Stock	Boilermaker	16.4.15
Waldron, J.	Rolling Stock	Apprentice	6.3.16
Walker, A. E.	Way and Works	Trucker	20.7.15
Walker, C. F.	Rolling Stock	Labourer	19.4.15
Walker, G.	Way and Works	Clerk	2.1.15
Walker, H.	Rolling Stock	Fireman	26.7.15
Walker, H. I.	Accountancy	Clerk	31.10.15
Walker, J. A.	Way and Works	Skilled Labourer	20.9.15
Walker, R. J.	Transportation	Labourer	26.5.16
Walker, S.	Transportation	Labourer	23.12.14
Walker, T.	Rolling Stock	Lad Labourer	19.8.14
Wallace, A. M.	Rolling Stock	Apprentice	19.12.15
Wallace, J.	Way and Works	Labourer	15.9.15
Wallace, S. A.	Printing and Stationery	Messenger	4.3.16
Wallace, W. H.	Transportation	Clerk	19.6.15
Wallett, R.	Way and Works	Labourer	24.6.16
Walsh, J. H.	Transportation	Clerk	12.12.14
Walsh, J. P.	Rolling Stock	Apprentice	17.8.14
Walsh, M. E.	Transportation	Porter	31.3.16
Walsh, N.	Transportation	Clerk	20.7.15

NAMES OF EMPLOYEES WHO HAVE ENLISTED FOR SERVICE *continued.*

Name.	Branch.	Grade.	Date.
Walsh, W.	Way and Works	Lad Labourer	22.7.15
Walsh, W. F.	Transportation	Block Recorder	15.12.15
Walsh, W. R. M.	Transportation	Clerk	28.7.15
Walters, E. C.	Way and Works	Lad Labourer	20.7.15
Walters, L. E.	Transportation	Block Recorder	10.2.15
Walters, P.	Rolling Stock	Lad Car Cleaner	22.7.15
Wanliss, T. G.	Transportation	Operating Porter	12.8.15
Ward, J. L.	Accountancy	Clerk	16.7.15
Ward, J. M.	Transportation	Lad Porter	28.11.14
Ward, M. J.	Way and Works	Repairer	1.2.16
Ward, N. F.	Rolling Stock	Fitter	16.10.14
Wardley, G.	Transportation	Lad Porter	20.8.14
Wardley, T. W.	Transportation	Clerk	29.7.15
Ware, C.	Rolling Stock	Engine Cleaner	31.7.15
Waring, R. W.	Way and Works	Carpenter	15.8.14
Warmald, J. L.	Transportation	Clerk	15.7.15
Warner, A. E.	Rolling Stock	Puller Out	23.7.15
Warren, T.	Way and Works	Skilled Labourer	9.7.15
Warren, S. M.	Rolling Stock	Fireman	24.2.16
Warren, W. K. D.	Way and Works	Clerk	29.2.16
Warry, E.	Electrical Engineering	Labourer	5.7.15
Watchorn, F. R.	Rolling Stock	Engine Driver	21.7.15
Waters, E.	Way and Works	Labourer	17.7.15
Waters, J. B.	Transportation	Guard	15.7.15
Waters, P.	Rolling Stock	Engine Cleaner	25.8.14
Watson, A. E.	Way and Works	Carpenter	23.7.15
Watson, E. N.	Rolling Stock	Apprentice	16.5.16
Watt, E. J.	Rolling Stock	Metal Polisher	13.3.16
Watt, R. C.	Transportation	Clerk	17.4.15
Waugh, L. A.	Transportation	Lad Porter	29.6.15
Waugh, W. A.	Way and Works	Labourer	2.9.14
Wearne, F.	Rolling Stock	Lad Car Cleaner	8.8.16
Webster, T. W.	Way and Works	Labourer	29.2.16
Wedlock, J. T.	Way and Works	Repairer	30.9.15
Weir, R. B.	Rolling Stock	Engine Driver	2.11.15
Weir, S.	Way and Works	Leading Skilled Labourer	21.2.16
Wells, B.	Way and Works	Labourer	22.12.15
Wells, G. H.	Way and Works	Clerk	1.2.16
Wells, R. W.	Accountancy	Clerk	18.8.14
Wells, W.	Way and Works	Lad Labourer	26.7.15
Welsh, C. J.	Rolling Stock	Lad Labourer	16.7.15
Welsh, J. T.	Rolling Stock	Engine Cleaner	24.7.15
Welsh, J. C. M.	Transportation	Parcels Porter	13.7.15
Welsh, T. H.	Transportation	Shunter	23.2.15
Welsh, W. G.	Transportation	Lad Porter	31.3.16
Welsh, W. J. M.	Way and Works	Labourer	20.11.14
Wemyss, G.	Transportation	Labourer	12.6.15
West, C.	Way and Works	Labourer	22.8.14
West, W. M.	Audit of Receipts	Clerk	16.10.15
Westerman, S. A.	Telegraph	Operator	9.1.15
Westle, G.	Transportation	Clerk	10.5.15
Weston, R. W.	Transportation	Yard Porter	27.7.15
Westrend, M. A.	Transportation	Clerk	23.9.15
Westwood, J.	Way and Works	Labourer	16.7.15
Westwood, L.	Way and Works	Skilled Labourer	8.9.14
Wetton, F. St. C.	Rolling Stock	Car Painter	21.7.15
Wheildon, A. W.	Transportation	Lad Porter	21.9.14
Whelan, J.	Way and Works	Skilled Labourer	3.7.15
Whiffin, P. C.	Rolling Stock	Apprentice	23.2.16
Whittaker, F.	Rolling Stock	Fitter	25.8.14
White, A.	Rolling Stock	Car Cleaner	23.2.16
White, F.	Way and Works	Labourer	7.9.15
White, H. J.	Way and Works	Skilled Labourer	2.2.15
White, H. J.	Transportation	Vanman	16.10.15
White, J.	Way and Works	Repairer	31.7.15
White, J.	Way and Works	Labourer	15.7.15
White, J. G.	Telegraph	Labourer	28.2.15
White, J. H.	Rolling Stock	Fireman	9.7.15
White, J. T.	Way and Works	Repairer	29.2.16

NAMES OF EMPLOYEES WHO HAVE ENLISTED FOR SERVICE—*continued.*

Name.	Branch.	Grade.	Date.
White, J. W.	Way and Works	Labourer	30.1.16
White, L.	Way and Works	Labourer	14.8.15
White, R.	Rolling Stock	Furnaceman	15.3.16
White, W. A.	Transportation	Leading Shunter	7.8.14
White, W. G. B.	Accountancy	Clerk	7.7.15
White, W. J.	Transportation	Shunter	3.1.16
Whitecross, J.	Rolling Stock	Car Builder	22.7.16
Whitehead, A. H.	Rolling Stock	Fitter	14.1.16
Whitelaw, W.	Way and Works	Labourer	26.9.14
Whitely, E. C.	Transportation	Lad Porter	22.7.15
Whitfield, E.	Way and Works	Skilled Labourer	4.2.16
Whitney, R. J.	Way and Works	Labourer	21.7.15
Whitting, G.	Rolling Stock	Fireman	15.1.16
Whittles, E. R.	Transportation	Clerk	30.1.16
Whitty, J.	Way and Works	Labourer	5.5.15
Whitworth, A. G.	Rolling Stock	Engine Cleaner	15.7.15
Wickham, F.	Rolling Stock	Engine Cleaner	22.4.16
Wigg, E. S.	Rolling Stock	Apprentice	8.3.16
Wiggins, R. T.	Way and Works	Labourer	2.7.15
Wightman, H. J.	Transportation	Lad Porter	18.8.14
Wigley, C. R.	Rolling Stock	Engine Cleaner	11.9.14
Wigney, G. I. W.	Transportation	Number Taker	29.2.16
Wilcock, C. T. L.	Transportation	Operating Porter	14.4.16
Wilkie, G. R.	Rolling Stock	Lad Labourer	13.7.15
Wilkins, J. A.	Rolling Stock	Engine Cleaner	7.6.16
Wilkins, R. W.	Way and Works	Lad Labourer	27.5.16
Wilkinson, C. L.	Transportation	Labourer	11.7.15
Wilkinson, W. A.	Rolling Stock	Fireman	29.7.15
Willcocks, A. H.	Transportation	Lad Porter	19.1.15
Willey, C.	Way and Works	Labourer	7.2.16
Williams, C. F.	Transportation	Porter	14.7.15
Williams, E. G.	Transportation	Clerk	12.8.15
Williams, F.	Transportation	Labourer	27.8.14
Williams, G. J.	Rolling Stock	Apprentice	18.8.14
Williams, H. G.	Rolling Stock	Labourer	17.7.15
Williams, J.	Rolling Stock	Apprentice	13.5.16
Williams, J. W.	Transportation	Messenger	14.10.15
Williams, L. C.	Transportation	Parcels Porter	8.3.16
Williams, R. J.	Printing and Stationery	Messenger	15.8.14
Williams, W. H.	Rolling Stock	Iron Machinist	20.11.15
Williamson, L. J.	Accountancy	Clerk	15.3.15
Williamson, R. J.	Transportation	Signalman	24.7.15
Willian, H. A.	Rolling Stock	Apprentice	6.8.14
Willis, E. R.	Rolling Stock	Boilermaker	24.7.15
Willis, H. G.	Way and Works	Labourer	16.7.15
Willis, J. H.	Telegraph	Operator	9.4.16
Willison, A.	Way and Works	Lad Labourer	16.9.14
Willmeet, N. R.	Way and Works	Labourer	13.8.15
Willmot, H.	Rolling Stock	Moulder	12.7.15
Wilson, A.	Way and Works	Labourer	9.11.15
Wilson, A.	Way and Works	Labourer	7.2.16
Wilson, C.	Way and Works	Carpenter	14.7.15
Wilson, C. R.	Transportation	Clerk	30.10.15
Wilson, D. T. P.	Rolling Stock	Fireman	22.2.16
Wilson, E.	Way and Works	Labourer	24.7.15
Wilson, F.	Rolling Stock	Fireman	1.5.16
Wilson, F.	Transportation	Clerk	15.8.14
Wilson, G.	Rolling Stock	Lad Labourer	28.6.16
Wilson, G. G.	Rolling Stock	Engine Cleaner	13.1.15
Wilson, H. F.	Rolling Stock	Engine Driver	8.7.15
Wilson, H. W.	Transportation	Van Stower	30.6.15
Wilson, J.	Rolling Stock	Lad Labourer	21.7.15
Wilson, J. A.	Transportation	Assistant Stationmaster	9.4.16
Wilson, J. E.	Rolling Stock	Engine Cleaner	31.7.15
Wilson, J. H.	Rolling Stock	Fitter	23.7.15
Wilson, J. W.	Way and Works	Labourer	19.8.14
Wilson, L. E.	Transportation	Lad Porter	8.7.15
Wilson, R. A.	Transportation	Operating Porter	17.7.15
Wilson, S. R.	Transportation	Clerk	17.7.15

NAMES OF EMPLOYEES WHO HAVE ENLISTED FOR SERVICE—*continued.*

Name.	Branch.	Grade.	Date.
Wilson, V. R.	Transportation	Lad Porter	31.3.16
Wilson, W.	Transportation	Vanman	11.2.16
Wing, R.	Way and Works	Labourer	9.1.15
Winter, L. J.	Rolling Stock	Clerk	16.7.15
Wise, P.	Rolling Stock	Engine Cleaner	4.3.16
Wishart, R. H.	Rolling Stock	Labourer	20.7.15
Withers, E.	Rolling Stock	Labourer	30.9.15
Withers, E. J.	Way and Works	Repairer	24.7.15
Withers, H. A.	Rolling Stock	Lad Labourer	15.2.15
Withey, R. J.	Way aud Works	Carpenter	4.8.16
Wood, A.	Rolling Stock	Skilled Labourer	21.9.15
Wood, G.	Rolling Stock	Engine Cleaner	3.7.15
Wood, H.	Way and Works	Skilled Labourer	29.2.16
Wood, J. R.	Rolling Stock	Fireman	6.8.15
Wood, K. F.	Rolling Stock	Draughtsman	27.5.16
Wood, R. A.	Transportation	Porter	31.8.15
Wood, S. A.	Way and Works	Skilled Labourer	9.7.15
Woodhead, A.	Transportation	Labourer	29.3.16
Woodhead, A. G.	Way and Works	Repairer	24.7.15
Woods, F. C.	Rolling Stock	Skilled Labourer	20.5.16
Woods, H.	Way and Works	Labourer	25.2.16
Woods, J. T.	Way and Works	Labourer	19.9.14
Woods, W. L.	Rolling Stock	Fireman	16.3.16
Woolcock, R. C.	Rolling Stock	Engine Cleaner	19.8.14
Woolley, C.	Transportation	Labourer	24.3.16
Wootton, A. L.	Transportation	Clerk	19.8.15
Worle, H.	Way and Works	Labourer	31.3.16
Worle, T. H.	Way and Works	Clerk	21.2.16
Worley, W. W.	Rolling Stock	Striker	20.7.15
Wraith, J. S.	Telegraph	Operator	26.6.16
Wraith, S.	Transportation	Porter	1.8.16
Wright, L.	Way and Works	Lad Labourer	15.11.15
Wright, S. J. K.	Rolling Stock	Engine Cleaner	18.8.14
Wright, V. J. R.	Way and Works	Fitter	4.3.16
Wroughton, N.	Transportation	Goods Checker	13.7.15
Wunderly, R. T.	Electrical Engineering	Clerk	18.8.16
Wyatt, J.	Rolling Stock	Under Gear Repairer	18.3.16
Wyatt, W. T.	Rolling Stock	Engine Cleaner	6.3.16
Wyllie, J.	Rolling Stock	Fireman	19.7.15
Wyndham, E.	Transportation	Lad Porter	25.7.16
Wynne, S. G.	Transportation	Motorman	24.7.15
Yates, G. F.	Rolling Stock	Labourer	17.7.15
Yardley, W.	Way and Works	Labourer	2.7.15
Yeates, H.	Way and Works	Fitter	14.1.16
Yeoman, E.	Telegraph	Labourer	15.7.15
Yeoman, G. E.	Telegraph	Labourer	26.5.16
Yetts, W.	Way and Works	Labourer	31.5.16
Youens, W. A.	Transportation	Shunter	11.3.16
Youlden, L. P.	Way and Works	Clerk	25.8.15
Young, A.	Rolling Stock	Apprentice	19.2.16
Young, A.	Rolling Stock	Lad Labourer	1.12.15
Young, A.	Transportation	Lad Porter	31.7.15
Young, A. D.	Way and Works	Labourer	31.12.15
Young, F. G.	Way and Works	Repairer	2.7.15
Young, G.	Rolling Stock	Skilled Labourer	18.8.14
Young, G. A.	Transportation	Clerk	31.7.16
Young, J. A.	Transportation	Lad Porter	29.2.16
Young, J. S.	Way and Works	Labourer	4.4.16
Young, L. H.	Transportation	Porter	24.7.15
Young, N. J.	Transportation	Porter	31.5.16
Young, N. J.	Electrical Engineer	Clerk	30.6.15
Young, R. E.	Transportation	Porter	15.7.16
Young, R. H.	Transportation	Clerk	27.8.15
Young, S. C.	Way and Works	Labourer	16.10.14
Zarth, G.	Way and Works	Skilled Labourer	3.6.16
Zeis, W. A.	Transportation	Clerk	15.7.15

OBITUARY.

It is with deepest regret that we have to record the death of the undermentioned Officers and Employees, some of whom were killed in action, whilst others died of wounds, and several met their death through natural causes :—

Addicoat, A. L.
Annand, V. W. J.
Bainbridge, J. S.
Baker, H. W. A.
Baxter, H. E.
Beith, J. H.
Bennett, R.
Beyer, H. S.
Bond, J. H.
Booley, J.
Bottomley, O. G.
Bull, E. L.
Butters, C. R. A.
Carless, J. N.
Carlon, T.
Carwardine, F.
Chandler, S. A.
Collier, A. R.
Collins, J. O.
Collinson, R. A.
Dalton, C. M.
Davie, A.
Douglas, J. C.
Drew, G. E.
Driscoll, A.
Dunkley, H. E.
Fleet, A. G.
Flynn, J. P.
Fordham, A. E.
Fowler, J.
Fraser, W. J.
Galbraith, A.
Gordon, P. L. D.
Granger, W. B.
Gray, W. V.
Guyatt, H. A.
Helsham, J. G. D.
Hooper, R. M. F.
Hooppell, P. S.
Ingliss, G. A.
James, F.
Jennings, H. C.
Johnston, J. A. K.
Jude, D. H.
Kennelly, L. P.
Kennerley, T. F.
Kidd, N.
King, C.
Kissack, J.
Leslie, V.
Lewis, A. H.
Martin, R.
Matthews, L.
May, A.
Mellor, W.
Morgan, W. J. D.
McDonald, L.
McGregor, E.
McGrillen, F. A.
McInnes, G. A.
McNamara, J.
Nicholson, R. H. B.
Overson, W. J.
O'Brien, W.
O'Loghlen, F. A.
O'Mallay, T. J.
O'Shannassy, R.
Philip, G.
Pozzi, L. L.
Pretty, F.
Price, A.
Price, J. O.
Prideaux, J.
Pring, B.
Renton, G.
Rich, C. E. O.
Ring, W.
Rodda, P.
Ruff, V. H.
Scott, R. T.
Scouller, A. J.
Slater, T. H.
Smith, G. S.
Smith, J.
Stewart, J.
Swinton, T. T.
Taylor, H. G. L.
Taylor, H. W.
Teylin, J. T.
Tierney, A. J.
Tilley, R. J.
Tippet, P. A.
Tolmie, R. C.
Townsend, A. E.
Tytherleigh, J.
Vaughan, S. P.
Vidler, E. G.
Walker, T.
Wells, R. W.
Wing, R.
Withers, H. A.
Woolcock, R.
Young, G. F.
Zeis, W. A.

APPENDICES.

APPENDICES.

Number.	Page.	—
1	77	Heads of Branches.
2	77	Certificate respecting Rolling Stock, Machinery, and Tools.
3	77	Certificate respecting Way and Works
4	77	Certificate respecting Stores.
5	78	General Balance-Sheet.
6	80	Detailed Statement of Working Expenses of the Railways for 1915-16 and 1914-15
7	83	Railway Accident and Fire Insurance Fund.
8	84	Number of Employees entitled to Pension or Compensation.
9	85	Expenditure charged to Capital Account.
10	88	Loans and Interest Charges and Expenses
11	90	Detailed Statement of Results of Working of the St. Kilda and Brighton Electric Tramway for 1915-16 and 1914-15
12	91	Reconciliation of the Railway and Treasury figures relating to Revenue and Working Expenses.
13	92	Statement showing New Lines opened for Traffic, &c.
14	93	Mileage of Railways and Tracks.
15	94	Inventory of Rolling Stock. Numbers.
16	96	Inventory of Rolling Stock. Capacity, &c.
17	97	Funds advanced from the Public Account.
18	98	Railway Stores Suspense Account.
19	99	Comparative Analysis of Passenger Traffic and Revenue.
20	100	Comparative Analysis of Goods and Live Stock Traffic and Revenue.
21	101	General Comparative Statement for Fifteen Years.
22	104	Expenditure charged to Capital Account for Twenty Years.
23	105	Cost, Length, Highest Point, Steepest Gradient, and Average Cost per Mile of each Line; also the Cost of Rolling Stock, Workshops, General Offices, &c.
24	109	Date of Opening, Length, and Authority for Construction of each Line.
25	113	Return of Persons Killed or Injured.
26	114	Return of Traffic at each Station.
		Statistical Diagrams.
		Photographs, &c.
		Map of the Victorian Railways.
		„ Melbourne Suburban Lines.
		„ showing through Railway connexions.

APPENDIX No. 1.

HEADS OF BRANCHES.

Secretary	Mr. G. H. SUTTON.
Chief Mechanical Engineer	„ W. M. SHANNON.
Chief Engineer of Way and Works	„ J. H. FRASER.
General Superintendent of Transportation ...	„ T. B. MOLOMBY.
Chief Electrical Engineer	„ W. STONE.
Chief Accountant	„ T. F. BRENNAN.
General Passenger and Freight Agent	„ W. E. KEAST.
Telegraph Superintendent	„ W. A. HOLMES.
Chief Storekeeper	„ C. W. J. COLEMAN.
Auditor of Receipts	„ W. G. RITCHIE.
Superintendent of Printing	„ A. VALENTINE.

APPENDIX No. 2.

Certificate respecting Rolling Stock, Machinery, and Tools.

I hereby certify that the whole of the rolling stock in use on the Victorian Railways, and also the machinery and tools of the Rolling Stock Branch, were, during the year 1915-16, maintained in good working order and repair.

W. M. SHANNON,

Chief Mechanical Engineer.

APPENDIX No. 3.

Certificate respecting Way and Works.

I hereby certify that the whole of the permanent way, stations, buildings, piers, wharfs, and other works on the Victorian Railways were, during the year 1915-16, maintained in good working order and repair.

J. H. FRASER,

Chief Engineer of Way and Works.

APPENDIX No. 4.

Certificate respecting Stores.

I hereby certify that the Stock of Stores has been carefully and systematically inspected during the year, and that its value at 30th June, 1916, was £1,022,196 7s. 10d.

C. W. J. COLEMAN,

Chief Storekeeper.

Dr. GENERAL BALANCE-SHEET AT

		Reference. Appendix. No.	£ s. d.	£ s. d.
To face value of Bonds and Stock allocated to the Railways		10	54,269,540 16 5	
Less Discounts and Floating Charges	£2,165,446 17 3	10		
Less Premiums	453,928 14 6	10		
		...	1,711,518 2 9	
Net Proceeds		10		52,558,022 13 8
,, CONTRIBUTIONS FROM REVENUE FOR CAPITAL PURPOSES:—				
Proceeds of Sale of State Lands ...		...	2,825,740 6 1	
Consolidated Revenue provided for Redemption of State Loans ...		...	352,488 19 9	
Surplus Revenue		...	250,696 2 4	
Accrued Interest on Loan Moneys expended on certain lines during their construction and debited to the capital cost of such lines ...		...	21,619 0 0	
Consolidated Revenue provided under Appropriations and Votes ...		...	449,777 5 4	
				3,900,321 13 6
,, Advances from Public Account (to be recouped)		17	...	356,171 1 3
,, Special Funds		...	...	46,643 10 7
,, Sundry Creditors		...	280,390 3 8	
,, Balance at debit of the Railway Accident and Fire Insurance Fund		...	7,789 11 6	
				288,179 15 2
,, Suspense Account—Amount to be subsequently repaid to Consolidated Revenue		...	...	8,306 16 2
,, Interest Charges and Expenses and Pensions and Gratuities		...	2,048,439 3 2	
Less Net Revenue for the year after providing for working expenses and special and abnormal charges and payment of £30,000 into the Rolling Stock Replacement Fund...		...	1,710,486 19 11	337,952 3 3
Total		...	...	57,495,597 13 7

Audited and found correct,

F. H. BRUFORD,
Auditor-General.

No. 5.

30TH JUNE, 1916. *Cr.*

	Reference. Appendix. No.	£	s.	d.	£	s.	d.
By Cost of Way, Works, Buildings, and Equipment	23	43,518,608	2	5			
„ Cost of Rolling-Stock	23	10,808,264	1	9			
		54,326,872	4	2			
„ Cost of Surveys for proposed Railways ...	...	406,355	13	8	54,733,227	17	10
„ Advances from Public Account —Balance of Expenditure carried forward ...	17	...			356,171	1	3
„ Stores and Materials on hand ...	18	1,022,196	7	10			
Less amount at credit of Stores Depreciation Account	18	11,581	0	0	1,010,615	7	10
„ Balance (Cash) at credit of Railway Stores Suspense Account	18	132,920	17	5			
„ Balance (Cash) in hands of Agent-General, London and in transit	18	114,078	11	5	246,999	8	10
„ Balance (Cash) in hands of Agent-General on account of the Electrification of the Melbourne Suburban Lines... ...	...	...			75,214	14	2
„ Balance (Cash) at credit of Special Funds:—							
Rolling Stock Replacement Fund ...	16	46,643	10	7			
Railway Loans Repayment Fund ...	...	12,560	19	2			
Trust Fund—Surplus Railway Land	...	1,601	12	9	60,806	2	6
„ Railway Accident and Fire Insurance Account	7	...			7,789	11	6
„ Balances (Cash and Securities) at credit of the following Accounts :—							
Sundry Repayments to Treasury ...	...	14,611	2	1			
Preliminary Deposits	...	3,085	17	11			
Bills Receivable...	...	2,351	16	1			
Trust Funds—Cash and Securities ...	...	113,771	1	5	133,819	17	6
„ Sundry Debtors	...	...			36,986	18	3
„ Unexpended Balance of Loan Moneys ...	...	...			496,014	10	8
„ Balance—Deficit	...	...			337,952	3	3
Total	...	...			57,495,597	13	7

T. F. BRENNAN,
Chief Accountant.

APPENDIX No. 6.

DETAILED STATEMENT OF WORKING EXPENSES FOR 1915-16 COMPARED WITH 1914-15, EXCLUSIVE OF THE ST. KILDA AND BRIGHTON ELECTRIC TRAMWAY.

	1914-15.	1915-16.
TRANSPORTATION BRANCH.		
General Superintendence and Staff	£74,602	£76,301
Stationery, Printing, and Advertising	35,174	35,862
Stores Expenses	3,897	4,275
STATION, YARD, AND SIGNAL SERVICE—		
Salaries, Wages, and Expenses of Staff	£745,043	£770,959
Fuel	2,247	2,354
Light	19,968	21,970
Uniforms	6,871	7,504
Other Supplies	27,936	28,538
Sanitary and Other Expenses	6,632	5,623
TOTAL COST OF STATION, YARD, AND SIGNAL SERVICE	£808,697	£836,948
Guards and Conductors—Wages and Expenses	£132,908	£128,620
,, ,, Uniforms and Supplies	3,753	3,657
Gatekeeping	23,241	24,252
Loss and Damage to Property and Goods	*Cr.* 1,632	*Cr.* 3,497
Other Expenses	3,578	3,903
Dining Car Service	14,808	17,247
TOTAL EXPENSES OF TRANSPORTATION BRANCH	£1,099,026	£1,127,568
Less Special and Abnormal Charges	£17,210	£42,239
Balance of Working Expenses	£1,081,816	£1,085,329
Percentage of Gross Revenue	20·96	19·02
Per Traffic Train Mile	16·97d.	18·84d.
WAY AND WORKS BRANCH.		
General Superintendence and Staff	£56,565	£58,387
Stationery, Printing, and Advertising	8,488	6,863
Stores Expenses	4,036	5,238
	£69,089	£70,488
MAINTENANCE OF WAY—		
Superintendence and Staff	£21,070	£23,651
General Labour	370,609	362,520
Track Materials	159,966	132,373
Fences, Gates, Cattle Guards, Roadways, Signs, &c.	44,620	40,458
Tools and Supplies	17,938	12,874
TOTAL COST OF MAINTENANCE OF WAY	£614,203	£571,876
Per Mile of Railway worked	£158	£145
,, ,, Track ,, (exclusive of Sidings)	£147	£133

APPENDIX No. 6—*continued.*

DETAILED STATEMENT OF WORKING EXPENSES FOR 1915-16, ETC.—*continued.*

	1914-15.	1915-16.
WAY AND WORKS BRANCH—*continued*		
MAINTENANCE OF WORKS—		
Superintendence and Staff	£19,857	£22,494
Bridges, Culverts, and Drains	99,295	86,633
Piers and Wharfs	279	1,039
Weighbridges, Scales, Lifting Cranes, Turntables, Traversers, Grain Conveyors, &c.	11,022	8,486
Buildings, Platforms, and Fixtures	136,042	117,511
Stock Yards	8,081	4,987
Water Supply	16,916	15,043
Signals and Interlocking	64,428	33,716
Telegraph Lines	38,217	37,202
Machinery, Tools, and Supplies	25,767	24,903
Other Expenses	824	1,166
Gardens, Plantations, &c.	3,290	3,075
TOTAL COST OF MAINTENANCE OF WORKS	£424,018	£356,255
TOTAL EXPENSES OF WAY AND WORKS BRANCH	£1,107,310	£998,619
Less Special and Abnormal Charges	£269,296	£167,945
Balance of Working Expenses	£838,014	£830,674
Percentage of Gross Revenue	16.24	14·56
Per Mile of Railway worked	£218	£210
Per Traffic Train Mile	13·14d.	14·42d.
ROLLING STOCK BRANCH.		
General Superintendence and Staff	£20,770	£21,468
Stationery, Printing, and Advertising	5,119	4,908
Stores Expenses	8,488	9,341
LOCOMOTIVE WORKING—		
Superintendence and Staff	£20,879	£20,858
Running Sheds { Staff	60,240	65,616
Running Sheds { Supplies	3,666	4,720
Drivers and Firemen	389,869	380,732
Coal, Wood, and Kindlers for Locomotives	394,675	396,864
Handling and Inspection of Coal, Wood, and Kindlers for Locomotives	31,467	31,614
Water for Locomotives and Running Sheds	24,929	21,133
Oil, Tallow, Waste, and other Running Supplies for Locomotives	17,502	17,123
Other Expenses	119	95
TOTAL COST OF LOCOMOTIVE WORKING	£943,346	£938,755
Locomotive Miles Run	18,449,516	16,604,027
Per Locomotive Mile	12·27d.	13·57d.
Per Traffic Train Mile	14·79d.	16·29d.
INSPECTION, CLEANING, AND LUBRICATION OF, AND SUPPLIES FOR, CARS—		
Labour	£73,322	£72,078
Supplies	2,518	2,511
Lubricants	2,419	2,671
Light	22,840	21,956
Ice	1,151	1,314
Other Expenses	..	..
TOTAL COST OF INSPECTION, CLEANING, AND LUBRICATION OF, AND SUPPLIES FOR, CARS	£102,250	£100,530
Per 1,000 Car Miles	128·26d.	137·03d.
TOTAL COST OF WORKING ROLLING STOCK BRANCH	£1,079,973	£1,075,002

APPENDIX No. 6—*continued.*

DETAILED STATEMENT OF WORKING EXPENSES FOR 1915-16, ETC.—*continued.*

	1914-15	1915-16.
ROLLING STOCK BRANCH—*continued.*		
REPAIRS AND RENEWALS OF ROLLING STOCK—		
Superintendence and Staff	£15,262	£16,681
Repairs and Renewals of Locomotives	232,472	207,628
" " Passenger Cars and Vans	179,155	205,818
" " Trucks	127,513	124,019
" " Covers	25,607	11,481
" " Machinery and Tools	17,503	17,438
Power, Heat, Light, &c., for Shops	57,065	53,186
Sundry Charges	5,035	5,854
Other Expenses	251	212
Payment into Rolling Stock Replacement Fund	50,000	30,000
TOTAL COST OF REPAIRS AND RENEWALS OF ROLLING STOCK ..	£709,863	£672,317
Per Traffic Train Mile	11·13d.	11·67d.
TOTAL EXPENSES OF ROLLING STOCK BRANCH	£1,789,836	£1,747,319
Less Special and Abnormal Charges	£73,041	£78,190
Balance of Working Expenses	£1,716,795	£1,669,129
Percentage of Gross Revenue	33·26	29·26
Per Traffic Train Mile	26.92d.	28·97d.
GENERAL EXPENSES.		
Salaries and Expenses, Commissioners' and Secretary's Offices	£18,336	£17,657
" " Chief Accountant's Office	27,572	26,682
" " Auditor of Receipts' Office	28,868	29,600
Estate Office	1,703	1,701
General Office Expenses	2,378	2,488
Flinders-street Station Buildings General Expenses	1,560	1,610
Legal and Medical Expenses	5,431	5,376
Stationery, Printing, and Advertising (General)	3,702	2,706
Other General Expenses	3,446	7,560
TOTAL GENERAL EXPENSES	£92,996	£95,380
Less Special and Abnormal Charges	..	£3,890
	£92,996	£91,490
Percentage of Gross Revenue	1·80	1·60
Per Traffic Train Mile	1·46d.	1·59d.
PAYMENT INTO RAILWAY ACCIDENT AND FIRE INSURANCE FUND	£25,805	£28,526
Percentage of Gross Revenue	·50	·50
Per Traffic Train Mile	·40d.	·50d.
TOTAL WORKING EXPENSES	£4,114,973	£3,997,412
Less Special and Abnormal Charges	359,547	292,264
Balance of Working Expenses	£3,755,426	£3,705,148
Percentage of Gross Revenue	72·76	64·94
Per Traffic Train Mile	58·90d.	64·32d.
Per Mile of Railway Worked	£976	£937

APPENDIX No. 7.

THE RAILWAY ACCIDENT AND FIRE INSURANCE FUND—ACT No. 2716, SECTIONS 109 AND 110—AT 30TH JUNE, 1916.

Receipts.	Amount.	Expenditure.	Amount.
	£ s. d.		£ s. d.
To Payment to Fund during the year ending 30th June, 1916 (ten shillings for every one hundred pounds sterling of the revenue of the Victorian Railways in accordance with Section 109 of Act No. 2716) included in the Working Expenses of the Year	28,653 14 6	By Balance at 30th June, 1915	1,794 15 11
„ Balance at 30th June, 1916	7,789 11 6	„ Expenditure for the year ending 30th June, 1916—	
		(*a*) Amount of damages recovered in actions at law on account of death of or injuries to persons other than employees of the Commissioners	1,241 6 3
		(*b*) Amount paid as compensation without action at law on account of death of or injuries to persons other than employees of the Commissioners	1,903 9 2
		(*c*) Amount of medical, legal, and incidental expenses incurred in determining whether compensation shall be paid to persons referred to in Clause (*b*) ...	478 5 0
		(*d*) Amount paid as compensation to employees of the Commissioners for injuries sustained on duty or in the event of death to persons dependent upon such employees ...	17,142 10 3
		(*e*) Amount expended in consequence of any loss of or damage by fire to buildings, plant, stores, or other properties of the Commissioners	2,208 1 7
		(*f*) Amount paid as compensation for loss of or damage to goods, parcels, &c.	11,555 0 11
		(*g*) Amount paid as compensation for loss or damage by fire caused by sparks from engines or consequent upon employees burning off within railway boundaries, &c. ...	119 16 11
	£36,443 6 0		£36,443 6 0

APPENDIX No. 8.

NUMBER OF EMPLOYEES IN THE SERVICE OF THE COMMISSIONERS AT 30TH JUNE, 1916, AS COMPARED WITH THE NUMBER AT 30TH JUNE, 1915, ENTITLED TO PENSION OR COMPENSATION ON RETIREMENT.

Branch.	At 30th June, 1915.	At 30th June, 1916.	Decrease.
Secretary's	9	8	1
Accountancy and Audit of Receipts	26	25	1
Electrical Engineering	3	3	...
Rolling Stock	446	396	50
Stores	12	11	1
Telegraph and Stationery ...	17	17	...
Transportation and Traffic ...	477	437	40
Way and Works	327	296	31
Total ...	1,317	1,193	124

APPENDIX No. 9.

EXPENDITURE CHARGED TO CAPITAL ACCOUNT FOR THE YEAR ENDING 30TH JUNE, 1916.

—	Loan Application Acts, &c.	Construction Branch Vote.	Total.	Total Amount.
	£ s. d.	£ s. d.	£ s. d.	£ s. d.
Surveys and Construction of New Lines.				
*Alberton to Won Wron	80 16 7	...	80 16 7	
Bairnsdale to Orbost	35,346 11 8	354 2 0	35,700 13 8	
Beeac to Newtown	2,127 1 2	...	2,127 1 2	
Benalla to Tatong	811 12 9	...	811 12 9	
*Bittern to Red Hill	29 9 6	...	29 9 6	
Cavendish to Toolondo	28,912 10 2	205 10 0	29,118 0 2	
Chillingollah to Manangatang	870 5 3	...	870 5 3	
Elmore to Cohuna	39,721 18 1	276 10 0	39,998 8 1	
Gheringhap to Maroona	2,372 14 7	57 0 0	2,429 14 7	
Hamilton to Cavendish	14,188 10 5	113 10 0	14,302 0 5	
Heywood to Mumbannar	27,787 12 1	219 10 0	28,007 2 1	
Koo-wee-rup to McDonald's Track	6,004 8 11	87 10 0	6,091 18 11	
Linton to Skipton	17,226 18 1	153 0 0	17,379 18 1	
Lorquon to Yanac-a-Yanac	41,242 15 2	311 10 0	41,554 5 2	
*Nandaly to Kulwin	9 3 0	...	9 3 0	
Neerim South to Toorongo River	37,446 18 11	323 10 0	37,770 8 11	
Ouyen to Kow Plains	1,527 4 8	...	1,527 4 8	
Rushworth to Colbinabbin	1,263 6 5	18 0 0	1,281 6 5	
Rushworth to Stanhope North	28,209 10 10	132 10 0	28,342 0 10	
Sandringham to Black Rock Electric Street Railway	13,780 17 7	42 0 0	13,822 17 7	
Sea Lake towards Pier-Millan	18 18 0	5 0 0	23 18 0	
South Australian and Victorian Border Railways—				
Mumbannar to Mount Gambier £10,988 13 4		Cr.		
Murrayville to Pinnaroo ... Cr. 522 10 5	10,468 2 11	2 0 0	10,466 2 11	
Swan Hill to Piangil	2,465 0 3	48 0 0	2,513 0 3	
Tallangatta to Cudgewa	40,713 19 7	236 0 0	40,949 19 7	
Surveys	5,470 17 5	...	5,470 17 5	
Totals	358,097 4 0	2,581 2 0	360,678 6 0	360,678 6 0
Additions and Improvements on Existing Lines.				
Additions and improvements at existing stations, offices, yards, and works, including tracks, buildings, platforms, road approaches, trucking yards, weigh-bridges, safety appliances, drainage, sanitation, and new stations, &c., and other works	51,748 18 8	...	51,748 18 8	
Additions and improvements to accommodation for locomotives and cars, including shops, sheds, tracks, ash-pits, turn-tables, water supply, coaling plants, and other works	7,939 8 3	...	7,939 8 3	
Additions and improvements to signalling, interlocking, and other safety appliances for traffic working	7,264 18 0	...	7,264 18 0	
Additions and improvements to and strengthening of bridges	20,448 14 5	...	20,448 14 5	
Additions and improvements to various lines by relaying with heavier rails and providing extra sleepers and ballast	38,473 17 1	...	38,473 17 1	
Additions and improvements to level crossings, including cattle-pits and stops...	2,113 8 6	...	2,113 8 6	
Additional and improved dwelling accommodation for employees	18,454 13 5	...	18,454 13 5	
Additional cars for repair gangs, &c., and shelters for gang cars, &c.	1,032 15 9	...	1,032 15 9	
Additional electric lighting, power, &c.	605 18 8	...	605 18 8	
Additional Pintsch gas plant	4,248 16 1	...	4,248 16 1	
Additional telegraph and telephone lines ...	1,737 12 4	...	1,737 12 4	
Ararat—Improved station, yard, and other accommodation	15,699 3 4	...	15,699 3 4	
Ararat to Maroona—Regrading line	1,913 1 4	...	1,913 1 4	
Ballarat—Construction of locomotive workshops and tracks in connexion therewith	9,566 4 9	...	9,566 4 9	
Balmattum—Additional siding accommodation, &c., for crossing trains	4,243 8 5	...	4,243 8 5	
Barraport—Additional siding accommodation, &c., for crossing trains	1,702 11 8	...	1,702 11 8	
Bendigo—Construction of locomotive workshops and tracks in connexion therewith	18,613 18 2	...	18,613 18 2	
Bendigo—Improved yard and other accommodation ...	8,141 11 6	..	8,141 11 6	
Birregurra—Improved yard and other accommodation	1,286 15 6	...	1,286 15 6	
Castlemaine—Improved yard and other accommodation	1,755 19 7	...	1,755 19 7	
Elmore—Re-arrangement as a junction station ...	1,903 0 2	..	1,903 0 2	
Geelong—Extension of both passenger platforms by about 250 feet and provision of a subway for vehicular and passenger traffic underneath the line at Railway-terrace, including extension of tracks and improvements to station buildings	1,568 12 2	...	1,568 12 2	
Carried forward ...	220,463 7 9	...	220,463 7 9	

* Preliminary expenses.

APPENDIX No. 9—*continued.*

EXPENDITURE CHARGED TO CAPITAL ACCOUNT FOR THE YEAR ENDING 30TH JUNE, 1916—*continued.*

—	Loan Application Acts, &c.			Construction Branch Vote.			Total.			Total Amount.		
	£	s.	d.	£	s.	d.	£	s.	d.	£	s.	d.
TOTAL SURVEYS, ETC. (Brought forward) ...	358,097	4	0	2,581	2	0	360,678	6	0	360,678	6	0
ADDITIONS AND IMPROVEMENTS ON EXISTING LINES—*continued.*	220,463	7	9	...			220,463	7	9			
Geelong—Improved shelter and coaling accommodation for engines and tracks in connexion therewith	14,962	8	11	...			14,962	8	11			
Gheringhap—Junction station accommodation ...	1,117	13	3	...			1,117	13	3			
Hawthorn to East Camberwell—Regrading the lines	54,187	8	9	...			54,187	8	9			
Korong Vale—Improved station, yard, and other accommodation	5,274	13	2	...			5,274	13	2			
Locksley—Additional siding accommodation, &c., for crossing trains	1,937	10	2	...			1,937	10	2			
Longwood—Additional siding accommodation and works in connexion therewith	1,319	7	3	...			1,319	7	3			
Maroona—Junction station accommodation and water supply	3,708	6	8	...			3,708	6	8			
Melbourne (Dudley-street)—Additions and improvements to car sheds, and equipment for car cleaning	1,937	11	2	...			1,937	11	2			
Melbourne (Flinders-street)—Duplication of viaduct	1,995	9	2	...			1,995	9	2			
Melbourne (Flinders-street)—Renewal and strengthening of viaduct	21,950	5	2	...			21,950	5	2			
Melbourne (Flinders-street)—Shelter and sanitary accommodation for employees engaged in the yards, footwarmer plant and facilities for watering cars, &c. (proportion of cost thereof which is not chargeable to Electrification of the Melbourne Suburban Lines)	1,294	17	1	...			1,294	17	1			
Melbourne (Flinders-street Yard)—New carriage shed, sidings, and works in connexion therewith (proportion of cost thereof which is not chargeable to Electrification of the Melbourne Suburban Lines)	38,479	12	6	..			38,479	12	6			
Melbourne (Spencer-street) and North Melbourne Yards—Additional accommodation and facilities for and in connexion with goods traffic	1,466	16	4	...			1,466	16	4			
Melbourne (Spencer-street) and North Melbourne—Towards enlargement and equipment of Way and Works Shops	501	1	1	...			501	1	1			
Melbourne—Provision of a new shipping shed and accommodation in connexion therewith	19,623	15	4	...			19,623	15	4			
Melbourne Yard (Flinders-street Extension)—Offices and store for Stores Branch	5,648	17	10	...			5,648	17	10			
Melbourne Suburban Lines—Installation of Power Signalling	64,780	3	8	...			64,780	3	8			
Montague—New station buildings	1,705	13	7	...			1,705	13	7			
Newport and North Melbourne Rolling Stock Branch Workshops—Equipment for the Electrical operation of plant	4,705	2	8	...			4,705	2	8			
Newport Workshops—Additions and extensions to shops, sidings, and other works including fire protection	30,480	4	0	...			30,480	4	0			
Newport and North Williamstown (between)—Additional siding accommodation	3,601	11	3	...			3,601	11	3			
North Geelong—Purchase of land in connexion with the Corio Quay Scheme, additional siding accommodation and other works in connexion therewith ...	6,459	15	7	...			6,459	15	7			
North Melbourne—Additional accommodation for and in connexion with repairing and painting rolling stock	8,436	15	4	...			8,436	15	4			
North Melbourne and Macaulay (between)—Additional siding accommodation	2,114	2	6	...			2,114	2	6			
Serviceton—Additional water supply works ...	4,000	18	0	...			4,000	18	0			
South Yarra to Caulfield—Duplication and regrading of lines	90,771	4	3	...			90,771	4	3			
Spotswood and Williamstown (between)—Siding accommodation in connexion with grain traffic ...	9,251	17	2	...			9,251	17	2			
St. Arnaud—Improved station, yard, and other accommodation	1,177	13	11	...			1,177	13	11			
St. Kilda to Brighton Electric Tramway—Duplication of line from Power Station, Elwood, to Brighton terminus	9,238	6	2	...			9,238	6	2			
St. Kilda to Brighton Electric Tramway—Improvements to power plant, extension of car shed, &c.	3,025	15	10	...			3,025	15	10			
St. Kilda to Brighton Electric Tramway—Electrical equipment of the Elwood sub-station	8,735	7	6	—			8,735	7	6			
Toolamba—Additional siding accommodation and other works in connexion therewith	1,765	8	3	...			1,765	8	3			
Tottenham—Provision of a gravitation goods yard ...	6,329	1	5	...			6,329	1	5			
Carried forward ...	652,448	2	8	...			652,448	2	8			

APPENDIX No. 9—*continued.*

EXPENDITURE CHARGED TO CAPITAL ACCOUNT FOR THE YEAR ENDING 30TH JUNE, 1916—*continued.*

—	Loan Application Acts, &c.	Construction Branch Vote.	Total.	Total Amount.
	£ s. d.	£ s. d.	£ s. d.	£ s. d.
TOTAL SURVEYS, ETC. (Brought forward) ...	358,097 4 0	2,581 2 0	360,678 6 0	360,678 6 0
ADDITIONS AND IMPROVEMENTS ON EXISTING LINES—*continued.*	652,448 2 8	...	652,448 2 8	
Warragul—Improvements to station, including tracks, buildings, &c.	24,722 17 0	...	24,722 17 0	
Williamstown Racecourse—Additional siding accommodation	1,389 4 8	...	1,389 4 8	
Woodvale — Additional siding accommodation and works in connexion therewith	3,028 2 10	...	3,028 2 10	
Workshops Machinery—				
Newport Workshops £16,733 0 4				
Newport Signal Shops 1,380 19 4				
North Melbourne—Car and Waggon Shops 994 11 1				
Ballarat Workshops 19,639 2 6				
Bendigo Workshops 15,416 18 1				
	54,164 11 4	...	54,164 11 4	
Provision of three 3-ton steam cranes to provide improved facilities for the carrying out of large works	4,929 15 3	...	4,929 15 3	
Provision of one cement gun to provide improved facilities for the carrying out of large works ...	708 11 8	...	708 11 8	
	741,391 5 5	...	741,391 5 5	
Less credits on account of sales of land, materials, &c., originally charged to Capital Account	...	...	*Cr.* 2,866 4 5	738,525 1 0
TOWARDS THE ELECTRIFICATION OF THE MELBOURNE SUBURBAN LINES, EXCLUDING THE CONSTRUCTION AND STRUCTURAL ALTERATIONS OF ROLLING-STOCK BUT INCLUDING THE ELECTRICAL EQUIPMENT THEREOF	690,482 11 0	...	690,482 11 0	690,482 11 0
ROLLING STOCK.				
Carriage stock	151,541 7 7	...	151,541 7 7	
Locomotives	209,192 16 6	...	209,192 16 6	
St. Kilda to Brighton Electric Tramway—Rolling-stock	9,535 12 2	...	9,535 12 2	
Truck stock	128,362 6 2	...	128,362 6 2	
Van and sundry stock	5,606 13 6	...	5,606 13 6	
Other equipment	102 1 6	...	102 1 6	
	504,340 17 5	...	504,340 17 5	504,340 17 5
Net Expenditure charged to Capital Account for the year	...	...	...	2,294,026 15 5

APPENDIX No. 10.

STATEMENT OF LOANS AT 30TH JUNE, 1916, AND OF THE INTEREST CHARGES AND EXPENSES INCURRED DURING THE YEAR.

Act.	Rate of Interest per cent.	Principal.			Interest Charges.			Expenses in connexion with Payment of Interest.			Total Interest Charges and Expenses.			Date Redeemable. Earliest.	Date Redeemable. Latest.	Where Redeemable.
		£	s.	d.	£	s.	d.	£	s.	d.	£	s.	d.			
48 Vict. No. 805	4	3,251,172	4	3	130,046	17	9	483	12	2	130,530	9	11	1st October, 1919	...	London
49 Vict. No. 845	4	4,610,110	6	11	184,404	8	3	687	5	10	185,091	14	1	1st October, 1920	...	London
56 Vict. No. 1296	4	464,672	1	0	18,586	17	8	...			18,586	17	8	1st July, 1913	1st April, 1923	Melbourne
53 Vict. No. 1032	3½	3,150,000	0	0	110,250	0	0	472	10	0	110,722	10	0	1st October, 1923	...	London
52 Vict. No. 989	3½	4,914,615	13	0	172,011	10	11	732	8	10	172,743	19	9	...	1st October, 1923	London
54 Vict. No. 1196	3½													1st January, 1921	1st January, 1926	
55 Vict. No. 1217	3½	1,666,666	13	4	58,333	6	8	250	0	0	58,583	6	8	1st January, 1921	1st January, 1926	London
62 Vict. No. 1562	3	700,000	0	0	21,000	0	0	105	0	0	21,105	0	0	1st January, 1929	1st January, 1949	London
62 Vict. No. 1560	3	3,080,389	7	4	92,411	13	7	436	1	7	92,847	15	2	1st January, 1929	1st January, 1949	Melbourne
62 Vict. No. 1560	3½	3,718,478	14	3	130,146	15	1	554	4	3	130,700	19	4	1st October, 1929	1st October, 1949	London
62 Vict. No. 1560	4	965,681	4	0	38,627	4	11	144	17	11	38,772	2	10	...	...	...
60 Vict. No. 1468	3	1,130,372	18	0	33,911	3	9	...			33,911	3	9	...	...	...
62 Vict. No. 1564	3	24,426	18	10	732	16	2	...			732	16	2	...	30th September, 1917	Melbourne
63 Vict. No. 1623	3	257,701	0	0	7,731	0	7	...			7,731	0	7	...	...	...
64 Vict. No. 1659	3	500,000	0	0	15,000	0	0	...			15,000	0	0	1st July, 1921	1st July, 1930	Melbourne
1 Edw. VII. No. 1753	3	313,438	14	4	9,403	3	3	...			9,403	3	3	1st January, 1923	1st January, 1932	Melbourne
4 Edw. VII. No. 1901	3	36,890	2	3	1,106	14	0	...			1,106	14	0	1st January, 1934	1st January, 1954	Melbourne
Treasury Bonds Act 1982	3½	5,371,463	14	8	179,221	14	0	...			179,221	14	0	1st July, 1915	1st April, 1922	Melbourne
5 Edw. VII. No. 1990	3½	258,966	13	10	9,063	16	8	...			9,063	16	8	30th September, 1917	...	Melbourne
6 Edw. VII. No. 2026	3	35,256	15	4	150	13	7	...			150	13	7	...	...	...
6 Edw. VII. No. 2026	3½	2,009,532	16	0	70,333	13	0	...			70,333	13	0	30th September, 1917	24th October, 1946	Melbourne
	4	3,549,808	18	9	141,992	7	1	436	16	1	142,429	3	2			
6 Edw. VII. No. 2026	4¼	500,000	0	0	10,625	0	0	...			10,625	0	0	...	...	...
6 Edw. VII. No. 2026	4½	45,000	0	0	504	17	3	...			504	17	3	...	...	...
6 Edw. VII. No. 2026	5	766,543	4	8	324	17	4	...			324	17	4	...	...	...
6 Edw. VII. No. 2041	3½	411,555	0	0	14,404	8	6	...			14,404	8	6	30th September, 1917	1st October, 1930	Melbourne
	4	318,445	0	0	12,737	16	0	...			12,737	16	0			
7 Edw. VII. No. 2116	3½	150,000	0	0	5,250	0	0	...			5,250	0	0	30th September, 1917	1st January, 1929	Melbourne
7 Edw. VII. No. 2167	3½	1,000,000	0	0	35,000	0	0	150	0	0	35,150	0	0	1st October, 1929	1st October, 1949	London
9 Edw. VII. No. 2161	3	300,000	0	0	9,000	0	0	...			9,000	0	0	30th September, 1917	...	Melbourne
9 Edw. VII. No. 2163	3½	275,000	0	0	9,625	0	0	...			9,625	0	0	1st August, 1913	1st October, 1944	Melbourne
1 Geo. V. No. 2286	3½	1,308,000	0	0	45,780	0	0	...			45,780	0	0	30th September, 1917	1st June, 1922	Melbourne
1 Geo. V. No. 2308	4	351,502	15	8	14,060	2	3	...			14,060	2	3	1st June, 1931	...	Melbourne
2 Geo. V. No. 2323	3½	1,650,000	0	0	57,750	0	0	...			57,750	0	0	30th September, 1917	1st October, 1946	Melbourne
3 Geo. V. No. 2428	4	2,000,000	0	0	80,000	0	0	298	9	4	80,298	9	4	1st April, 1940	1st April, 1960	London

APPENDIX No. 10—*continued.*

STATEMENT OF LOANS AT 30TH JUNE, 1916, AND OF THE INTEREST CHARGES AND EXPENSES INCURRED DURING THE YEAR—*continued.*

Act.	Rate of Interest per cent.	Principal.	Interest Charges.	Expenses in connexion with Payment of Interest.	Total Interest Charges and Expenses.	Date Redeemable. Earliest.	Date Redeemable. Latest.	Where Redeemable.
		£ s. d.	£ s. d.	£ s. d.	£ s. d.			
3 Geo. V. No. 2429	3	5,400 0 0	162 0 0	...	162 0 0	30th September, 1917	...	Melbourne
3 Geo. V. No. 2429	3½	380,433 17 11	13,315 3 9	...	13,315 3 9	30th September, 1917	1st July, 1923	Melbourne
3 Geo. V. No. 2429	3¾	10,000 0 0	375 0 0	...	375 0 0	17th February, 1915	17th February, 1918	Melbourne
3 Geo. V. No. 2429	4	4,166 2 1	166 12 11	...	166 12 11			
4 Geo. V. No. 2480/2531	4½	2,250,000 0 0	75,937 10 0	373 13 8	76,311 3 8			
4 Geo. V. No. 2481	3½	110,303 0 7	3,860 12 1	...	3,860 12 1			
4 Geo. V. No. 2481	4	429,696 19 5	16,092 11 9	...	16,092 11 9			
4 Geo. V. No. 2481	4⅛	575,000 0 0	23,718 15 0	...	23,718 15 0			
4 Geo. V. No 2481	4½	...	1,196 10 6	...	1,196 10 6			
4 Geo. V. No. 2531	3	22,300 0 0	11 13 5	...	11 13 5			
4 Geo. V. No. 2531	4	90,000 0 0	355 14 2	...	355 14 2			
4 Geo. V. No. 2531	4⅛	2,103,000 0 0	63,690 0 0	...	63,690 0 0			
4 Geo. V. No. 2531	4½	...	3,571 14 10	...	3,571 14 10			
5 Geo. V. No. 2794	5¼	550,000 0 0	...	...	...			
42 Vict. No. 617, Melbourne and Hobson's Bay Railway Debentures	...	1,000 0 0	...	...	...			
		55,616,990 16 5	1,921,981 16 8	5,124 19 8	1,927,106 16 4			
Deduct amount redeemed—Act 1982 and Act 2026 by Act 2026 ...	...	1,347,450 0 0	...	...	...			
Total amount of current loans at 30th June, 1916	...	54,269,540 16 5	1,921,981 16 8	5,124 19 8	1,927,106 16 4			
Less Discount and Expenses on the Sale of Debentures ... 2,165,446 17 3								
Deduct Net Premiums on Debentures 453,928 14 6		1,711,518 2 9						
Total Net Proceeds of Current Loans at 30th June, 1916	...	52,558,022 13 8						

APPENDIX No. 11.

DETAILED STATEMENT OF RESULTS OF WORKING OF THE ST. KILDA AND BRIGHTON ELECTRIC TRAMWAY FOR 1915–16, COMPARED WITH 1914–15.

—	1914-15.	1915-16.
Average Mileage of Railway Worked	5·16	5·16
Car Mileage	577,468	597,819
Number of Passengers carried	2,718,972	3,126,984
Average Fare paid per Passenger	1·99d.	1·95d.
GROSS REVENUE—		
Passengers	£22,562	£25,524
Parcels	1	2
Miscellaneous	51	54
TOTAL GROSS REVENUE	£22,614	£25,580
Per Passenger Car Mile	9·4cd.	10·27d.
Per Mile of Single Track	£2,884	£2,640
ORDINARY WORKING EXPENSES—		
Transportation Account	£8,980	£9,548
Way and Works Account	2,737	5,348
Rolling Stock Account	3,578	3,149
Power Account	3,985	4,117
General Expenditure	512	554
Payment into Railway Accident and Fire Insurance Fund	113	128
TOTAL WORKING EXPENSES	£19,905	£22,844
Per cent. of Gross Revenue	88·02	89·30
Per Passenger Car Mile	8·27d.	9·17d.
Per Mile of Single Track	£2,539	£2,357
NET REVENUE AFTER PAYMENT OF WORKING EXPENSES ...	£2,709	£2,736
INTEREST ON THE TOTAL CAPITAL COST	£3,428	£4,697
NET LOSS, AFTER PAYMENT OF WORKING EXPENSES AND INTEREST CHARGES	£719	£1,961

APPENDIX No. 12.

RECONCILIATION OF THE RAILWAY AND TREASURY FIGURES RELATING TO REVENUE AND WORKING EXPENSES (*VIDE* PAGE 11).

REVENUE.

The Revenue of the Railways, as indicated in this Report, was		£5,705,162 15 1
And of the St. Kilda and Brighton Electric Tramway		25,579 19 7
Making a total of		£5,730,742 14 8
This sum includes the net amount of unpaid accounts due as at 30th June, 1916, which is not included in the Treasury figures because it was not received on that date, viz.		51,390 4 1
		£5,679,352 10 7
Whilst on the other hand it excludes the net amount of accounts outstanding at 30th June, 1915, paid in 1915–16, and therefore included in the Treasury figures, viz.		47,922 0 1
The Revenue as shown by the Treasury is thus		£5,727,274 10 8

WORKING EXPENSES.

The Working Expenses of the Railways, as indicated in this Report, amounted to		£3,997,411 18 1
And of the St. Kilda and Brighton Electric Tramway to		22,843 16 8
Making a total of ...		£4,020,255 14 9
In order to bring this sum into agreement with the Treasury figures the following amounts must be deducted :—		
(1) Amount of wages and accounts unpaid at 30th June, 1916, which will be debited by the Treasury in the year or years in which they are paid	3,908 10 11	
(2) Amounts paid in 1915–16 by public bodies in respect of works carried out for them by the Railway Department in previous years, which amounts were credited in the Treasury figures for 1915–16, but not in the Railway Working Expenses	4,007 11 7	
(3) Amount paid by Public bodies in respect of works to be constructed in 1916–17 ...	11 2 1	
		7,927 4 7
		£4,012,328 10 2
And on the other hand the following amounts must be added :—		
(1) Amount of wages and accounts unpaid at 30th June, 1915, and charged in the Treasury to the year 1915–16, but debited by the Railways in previous years	1,838 18 9	
(2) Amount incurred, and defrayed from the Vote of 1915–16, in providing works, sidings, &c., for public bodies, such expenditure not having been recouped to the Vote at 30th June, 1916, and not charged to the Railway Working Expenses	7,998 4 8	
(3) Amount paid by sundry persons in 1912–13, 1914–15, and credited in the Treasury figures for those years, in respect of works carried out in 1915–16, the cost of such works not being chargeable to Railway Working Expenses ...	511 7 9	
		10,348 11 2
The Working Expenses as shown by the Treasury are :—		£4,022,677 1 4
Division 96, subdivision 1 of the Appropriation Act 1915–16	3,854,013 4 8	
Division 96, subdivision 1A (Life Assurance Premiums of Employees serving with Australian Expeditionary Forces)	3,892 1 0	
Division 96, subdivision 2 (Rolling Stock Replacement Fund)	30,000 0 0	
Division 96, subdivision 2 (Railway Accident and Fire Insurance Fund)	28,653 14 6	
Division 96, subdivision 3 (Recoup to the Public Account, account Relaying)	100,000 0 0	
Act No. 2814 (Commissioners' Salaries) ...	6,118 1 2	
		£4,022,677 1 4

APPENDIX No. 13.

NEW LINES OPENED FOR TRAFFIC DURING THE YEAR ENDING 30TH JUNE, 1916.

Line.	Miles.	Date opened for Traffic.
Murrayville to Pinnaroo	12·53*	29.7.15
Hamilton to Cavendish	15·47	1.11.15
Elmore to Cohuna	57·09	10.11.15
Linton to Skipton	12·75	17.1.16
Bairnsdale to Orbost	60·24	10.4.16
Tallangatta to Shelley	22·86	13.6.16
Heywood to Dartmoor	26·02	22.6.16
Lorquon to Yanac-a-Yanac	18·38	27 6.16
Total	225·34*	

* Excluding 3·55 miles beyond the South Australian Border.

NEW LINES UNDER CONSTRUCTION AT 30TH JUNE, 1916.

Line.	Miles.
Dartmoor to Mumbannar	13·48
Shelley to Cudgewa	19·64
Cavendish to Toolondo	44·00
Neerim South to Toorongo River	14·00
Rushworth to Stanhope North	14·25
Koo-Wee-Rup to McDonald's Track	30·75
Sandringham to Black Rock	2·38
Total	138·50

NEW LINES AUTHORIZED, BUT NOT COMMENCED AT 30TH JUNE, 1916.

Line.	Miles.
Part of Woomelang to Mildura and Yelta	10·00
Alberton to Won-Wron	12·25
Nandaly to Kulwin	19·75
Bittern to Red Hill	10·00
Total	52·00

The whole of these lines are of 5-ft. 3-in. gauge (with the exception of the line from Sandringham to Black Rock, which is of 4-ft. 8½-in. gauge).

APPENDIX No. 14.

MILEAGE OF RAILWAYS AND TRACKS.

		Mileage open for Traffic at 30th June.								
		Railways.						Tracks.		
		Six Tracks.	Four Tracks.	Three Tracks.	Two Tracks.	One Track.	Total.	Tracks.	Sidings.	Total.
Year 1914–15	5′ 3″ gauge ...	3·15	2·22	2·43	315·03	3430·33	3753·16	4095·46	735·12	4830·58
	2′ 6″ gauge ...	...	...	...	...	121·90	121·90	121·90	8·46	130·36
	Total ...	3·15	2·22	2·43	315·03	3552·23	3875·06	4217·36	743·58	4960·94
	Electric Tramway, 5′ 3″ gauge ...	...	...	...	2·68	2·48	5·16	7·84	·97	8·81
	Grand Total ...	3·15	2·22	2·43	317·71	3554·71	3880·22	4225·20	744·55	4969·75
Year 1915–16	5′ 3″ gauge	3·15	6·77	2·43	310·48	3655·67	3978·50	4329·90	786·13	5116·03
	2′ 6″ gauge	...	...	...	...	121·90	121·90	121·90	9·00	130·90
	Total ..	3·15	6·77	2·43	310·48	3777·57	4100·40	4451·80	795·13	5246·93
	Electric Tramway, 5′ 3″ gauge ...	...	...	..	5·16	...	5·16	10·32	·74	11·06
	Grand Total ...	3·15	6·77	2·43	315·64	3777·57	4105·56	4462·12	795·87	5257·99

		Average Mileage open for Traffic during the Year.								
		Railways.						Tracks.		
		Six Tracks.	Four Tracks	Three Tracks.	Two Tracks.	One Track.	Total.	Tracks.	Sidings.	Total.
Year 1914–15.	5′ 3″ gauge ...	3·15	2·22	2·43	315·03	3403·49	3726·32	4068·62	705·00	4773·62
	2′ 6″ gauge ...	...	...	...	...	121·90	121·90	121·90	8·45	130·35
	Total ...	3·15	2·22	2·43	315·03	3525·39	3848·22	4190·52	713·45	4903·97
	Electric Tramway, 5′ 3″ gauge ...	...	...	...	2·68	2·48	5·16	7·84	·97	8·81
	Grand Total ...	3·15	2·22	2·43	317·71	3527·87	3853·38	4198·36	714·42	4912·78
Year 1915–16.	5′ 3″ gauge ...	3·15	4·62	2·43	312·63	3510·13	3832·96	4180·06	756·37	4936·43
	2′ 6″ gauge ...	...	...	...	...	121·90	121·90	121·90	8·61	130·51
	Total ...	3·15	4·62	2·43	312·63	3632·03	3954·86	4301·96	764·98	5066·94
	Electric Tramway, 5′ 3″ gauge ...	...	...	...	4·53	·63	5·16	9·69	·80	10·49
	Grand Total ...	3·15	4·62	2·43	317·16	3632·66	3960·02	4311·65	765·78	5077·43

NOTE.—The mileage of Sidings as shown does not include 78·86 miles of Sidings which are not owned by the Department. The cost of maintenance of about 6 miles of these Sidings is defrayed by the Department, whilst the cost of maintenance of a further 32·55 miles is repaid to the Department.

APPENDIX No. 15.

INVENTORY OF ROLLING STOCK AT 30TH JUNE, 1916.—NUMBERS.

LOCOMOTIVES.

Class Letter	A		AA	A²	B	D	DD	DDE	E	EE	F Motor.	F Tender.	M	O	P	R	T	V	W	X	RY	Y	Combined Shunting Engines and Steam Cranes, Coaling and Wreckage Cranes.	Rail Motor Cars.	Unclassified.	Narrow Gauge.	Tota
Rating, as per Load Table ...	% 80	% 80	% 85 to 90	% 130	% 53	% 70 to 80	% 100	% 113	% 75 to 85	% 80 to 100	% 53	% 53	% 65	% 80 to 85	% 60	% 80 to 90	% 70	% 128	% 70	% 95	% 113	% 113	...	...	% 80	...	...
In existence, as per Register of Rolling-stock, at 30th June, 1916	Old. 10	New. 15	20	139	2	20	210	58	66	9	7	11	17	15	5	58	16	16	13	15	25	31	8	3	2	17	808

Note.—The DD Class locomotive is taken as a standard and is therefore rated at 100%. One A2 Class and one DD Class Locomotives fitted with superheaters.

CARRIAGE, VAN, AND SUNDRY STOCK.

CARRIAGE STOCK.

	Carriages. 1st Class.												Composites.					2nd Class.								Carriages and Vans combined. 1st Class.		Composites.		2nd Class.					
	Vestible. Corridr.	Vestible Express.	Vestible. Corridr.		6 wheels.	Sliding door S'b'rbn.	Sleeping.	Pas. & Dining.	Dining & Sleeping.	Dining.	Parlor & Observation.	Special.	Corridr.	Vestible. Express.	Vestible. Corridr.		6 wheels.	Sliding Door S'b'rb'n.		Vestible. Corridr.	Vestible. Express.	Vestible Corridr.	Corridr.	6 wheels.	4 wheels.	Sliding Door S'b'rb'n		1st Class, 2nd Class, and Vans combd.	6 wheels.	6 wheels.	4 wheels.		Sliding Door S'b'rb'n.	2nd Class and Mail Sorters.	Vestible 2nd Class and Mail Sorters.
Class Letter ...	AV	AE	AW	A	X	AF	—	—	—	—	—	—	ABL	ABE	ABW	AB	XY	BP	B	BV	BE	BW	BL	Y		ACP	AC	ABC	XYZ	YZ		BC	BCP	BDS	BDSE
In existence as per Register of Rolling-stock at 30th June, 1916 ...	(1) 36	32	23	85	79	62	1	1	1	3	2	(3) 7	59	16	42	61	33	62	124	(1) 26	33	35	10	(2) 150	92	102	143	10	12	45	4	43	84	2	10
Joint Stock ...	...	6	...	...	...	...	8	...	...	...	...	...	...	...	...	...	...	...	...	...	6	...	...	...	...	...	...	...	...	...	...	...	...	...	...

	CARRIAGE STOCK continued. Narrow-Gauge. Carriages. 2nd Class.	1st and 2nd Class.	2nd Class Carriages and Vans Combined.	Total.	VAN STOCK. Mail Vans. Sorting.	Bulk.	Sorting.	Luggage Vans.	6 wheels.	4 wheels.	Vestibule.	Vestibule.	Vestibule Express.	Narrow Gauge.	Total.	SUNDRY STOCK. Hospital Cars, 6 wheels.	Hearse Cars.	Horse Boxes. 6 wheels.		Workmen's Sleeping Cars. W 4 whls.	W 6 whls.	WW	Dynagraph Car, 4 wheels.	Total.	ELECTRIC TRAMWAY STOCK. Combination Motor Cars.	Open Trailer Cars.	Closed Trailer Car.
Class Letter	NB	NAB	NBC		CDS	D	DS	C	Z		Cv	Cw	CE	NC		—	J	F	FF				—				
In existence, as per Register of Rolling-stock at 30th June, 1916	23	4	7	1,564	2	1	1	46	497	(4) 3	7	15	21	5	598	2	4	63	6	176	5	3	1	260	20	6	1
Joint Stock	...	...	...	20	...	1	2	...	...	...	...	...	4	...	7	...	...	...	...	...	...	...	...	...			
				1,584											605									260			

) Includes one 70-ft. Corridor Car with no vestibule.—(2) Includes 82 Holiday Cars.—(3) "State Cars, Nos. 1, 2, 3, 4." "Victoria," "York," and "Inspection."—(4) Holiday Vans.

NOTE.—All Carriage, Van, and Sundry Vehicles are Bogie Stock unless otherwise specified.

APPENDIX No. 15—*continued.*

TRUCK STOCK.

—	BROAD-GAUGE.																											NARROW-GAUGE.					Total.	PRIVATE STOCK.
	Goods Covered, 4 wheels.	Goods Open, 4 wheels.	Goods No sides, 4 wheels.	Sheep, 4 wheels.	Cattle, 4 wheels.	Ballast, 4 wheels.	Ballast Hopper.	Hopper Coal, 4 wheels.	Breakdown.	Powder, 4 wheels.	No sides.	Boiler and Timber.	Combination Trucks for Rails and Sleepers, and Ballast Hoppers.	Goods open Movable sides.	Goods Open.	Refrigerator. 4 wheels.	Refrigerator. 6 wheels.	Refrigerator. 4 wheels.	Refrigerator.	Meat. 4 wheels.	Meat. 6 wheels.	Carriage 4 wheels.	Carriage 6 wheels.	Water Tank. 4 wheels	Water Tank. 6 wheels.	Liquid Fuel.	Weighbridge Testing.			Live Stock.	Goods covered.	Goods open.	Refrigerator.	Meat.		Oil Tank, 4 wheels.
Class Letter	H	I	K	L	M	N	Nn	O	Late Oo	P	Q	QB	QN	QR	R	T		Th	Tt	U		G		—		4 whls.	4 whls.	6 whls.	NMm	NH	NQR	NTt	NUu		
In existence, as per Register of Rolling-stock, at 30th June, 1916 ...	92	14,616	126	950	615	70	46	164	6	24	66	11	91	321	11	191	132	5	31	560	331	17	2	180	3	2	2	5	9	1	218	1	14	18,913	4

NOTE.—All trucks are Bogie Stock unless otherwise specified.
The following stock is in existence in addition to the above:—Two Steam Shovels and four 3-ton Steam Cranes (Way and Works Branch); and four Trolleys for Welshpool line.

W. M. SHANNON,
Chief Mechanical Engineer.

APPENDIX No. 16.

INVENTORY OF ROLLING-STOCK AT 30TH JUNE, 1916.—CAPACITY, ETC.

	Built or purchased and charged to Capital from the inception of the Railways up to 30th June, 1916.	In existence at 30th June, 1916.	Deficiency.	Surplus.	Cost of making good Deficiency.	Value of Surplus.
					£	£
Locomotives (tractive power)	14,696,102 lbs.	14,498,933 lbs. (a) ¶	197,169 lbs.	...	44,363	...
Carriage Stock (floor area)	562,102 sq. ft.	552,784 sq. ft. (b) ¶	9,318 sq. ft.	...	37,272	...
Van Stock (floor area)	153,773 sq. ft.	159,778 sq. ft. (c)	...	6,005 sq. ft.	...	18,015
Sundry Stock (floor area)	31,575 sq. ft.	32,255 sq. ft. (d)	...	680 sq. ft.	...	1,360
Truck Stock (carrying capacity)	234,024 tons	235,257 tons (e) ¶	...	1,233 tons	...	16,029
					81,635	35,404

Excess of cost of making good Deficiency over Value of Surplus £46,231
Amount at Credit of Rolling-Stock Replacement Fund at 30th June, 1916, available for replacement of Rolling-Stock 46,644

¶ Equivalent tractive power, floor area, and tonnage capacity are included in these figures to represent the expenditure charged to Rolling-Stock Replacement Fund on Rolling Stock under construction, but not completed at 30th June, 1916.

(a) 79 locomotives have been written down to the tractive power represented by their value as scrap materials.

(b) 96 vehicles have been written down to internal floor area represented by their value as scrap materials, 170 vehicles have been written down to half area, and 70 to one-fourth area. Only 60 per cent. of internal floor area of 18 cars and 50 per cent. of 2 sleeping cars included on account of these vehicles being owned jointly with the South Australian Railways.

(c) 3 vehicles have been written down to internal floor area represented by their value as scrap materials, and van compartments of 57 combined cars and vans have been written down to one-half internal floor area. Only 60 per cent. of internal floor area of 4 luggage vans and 3 mail vans included on account of being owned jointly with the South Australian Railways.

(d) 115 vehicles have been written down to internal floor area represented by their value as scrap materials, and 3 to half area.

(e) 516 "I," 70 "N," 105 "K," 79 "H," 5 "TH," 16 "Q," and 18 water trucks have been written down to tonnage represented by their value as scrap materials.

W. M. SHANNON,
Chief Mechanical Engineer.

APPENDIX No. 17.

STATEMENT SHOWING FUNDS ADVANCED TO 30TH JUNE, 1916, FROM THE PUBLIC ACCOUNT UNDER THE PROVISIONS OF THE RAILWAYS ADVANCES ACTS 1910, 1912, 1914, AND 1915, FOR THE PURPOSE OF SUBSTITUTING HEAVY RAILS FOR LIGHT RAILS ON VARIOUS LINES.

Act No.	Amount Authorized.	Expenditure to 30th June, 1916.				Amount Repaid to 30th June, 1916.		Balance Outstanding at 30th June, 1916.			
								Amount.			How Repayable.
	£		£	s.	d.		£	£	s.	d.	
2268	200,000	Year 1910–11 ...	98,518	11	5	Year 1910–11 ...	50,000				
		,, 1911–12 ...	99,244	4	10	,, 1911–12 ...	50,000				
		,, 1912–13 ..	2,237	3	9	,, 1912–13 ...	50,000				
						,, 1914–15 ...	25,000				
						,, 1915–16 ...	25,000				
			200,000	0	0		200,000	Nil			
2432	200,000	Year 1912–13 ...	82,457	17	0	Year 1914–15 ...	25,000				
		,, 1913–14 ...	117,542	3	0	,, 1915–16 ...	25,000				
			200,000	0	0		50,000	150,000	0	0	Out of Railway Revenue, in accordance with the provisions of Act No. 2501, during the financial year beginning :— 1st July, 1916 ... ... £50,000; 1st July, 1917 ... . 50,000; 1st July, 1918 50,000
2550	200,000	Year 1913–14 ...	19,632	15	7	Year 1914–15 ...	25,000				
		,, 1914–15 ...	180,367	4	5	,, 1915–16 ...	25,000				
			200,000	0	0		50,000	150,000	0	0	Out of Railway Revenue, in accordance with the provisions of Act No. 2550, during the financial year beginning :— 1st July, 1916 ... ... £25,000; 1st July, 1917 ... ... 25,000; 1st July, 1918 ... ... 25,000; 1st July, 1919 ... ... 25,000; 1st July, 1920 ... ... 25,000; 1st July, 1921 25,000
2585	150,000	Year 1914–15 ...	7,837	18	4						
		,, 1915–16 ...	73,333	2	11						
			81,171	1	3	Year 1915–16 ...	25,000	56,171	1	3	Out of Railway Revenue, in accordance with the provisions of Act No. 2585, during the financial year beginning :— £ s. d. 1st July, 1916 ... ... 25,000 0 0; 1st July, 1917 ... ... 25,000 0 0; 1st July, 1918 ... ... 6,171 1 3
	750,000		681,171	1	3		325,000	356,171	1	3	

APPENDIX No. 18.

RAILWAY STORES SUSPENSE ACCOUNT AT 30TH JUNE, 1916.

Dr

	£	s.	d.
To Stores and Materials on hand when Account was authorized at 30th June, 1896 (Act 1439, Section 20)	559,440	16	2
,, Advances from Loan Funds	630,000	0	0
,, Sundry Outstanding Accounts at 30th June, 1916	118,174	0	6
	1,307,614	16	8

Cr

	£	s.	d.	£	s.	d.
By Stores issued for Belated Repairs (in accordance with Act 1820, Section 3)	...			50,000	0	0
,, Cash in Treasury	132,920	17	5			
,, Cash with Agent-General in London and in Transit	114,078	11	5	246,999	8	10
,, Stores and Materials on hand at 30th June, 1916	1,022,196	7	10			
Less Amount at Credit of Stores Depreciation Account	11,581	0	0	1,010,615	7	10
				1,307,614	16	8

APPENDIX No. 19.

COMPARATIVE ANALYSIS OF PASSENGER TRAFFIC AND REVENUE FOR YEARS ENDING 30TH JUNE, 1915 AND 1916.

Class.	Year ending 30th June, 1915.						Year ending 30th June, 1916.					
	Number of Journeys.			Revenue.			Number of Journeys.			Revenue.		
	1st Class.	2nd Class.	Total.	1st Class.	2nd Class.	Total.	1st Class.	2nd Class.	Total.	1st Class.	2nd Class.	Total.
				£	£	£				£	£	£
COUNTRY—												
Single and Return Tickets ...	1,259,074	5,519,674	6,778,748	355,335	849,562	1,204,897	1,266,839	5,825,279	7,092,118	388,520	990,750	1,379,270
Periodical Tickets ...	1,086,617	673,380	1,759,997	108,635	22,426	131,061	1,079,588	671,751	1,751,339	106,870	21,720	128,590
Total	2,345,691	6,193,054	8,538,745	463,970	871,988	1,335,958	2,346,427	6,497,030	8,843,457	495,390	1,012,470	1,507,860
METROPOLITAN (within 20 miles of Melbourne)—												
Single and Return Tickets ...	25,392,139	32,959,983	58,352,122	393,507	350,658	744,165	23,867,376	32,770,548	56,637,924	376,247	366,361	742,608
Race and Special Picnic Tickets	590,000	533,829	1,123,829	18,344	12,642	30,986	533,134	438,327	971,461	18,241	11,355	29,596
Periodical Tickets ...	26,783,206	15,096,401	41,879,607	212,491	79,873	292,364	25,053,459	15,804,628	40,858,087	208,050	88,976	297,026
" " (Free Building Tickets)	175,500	...	175,500	...	...	...	114,000	...	114,000	...	...	...
Weekly Workmen's Tickets	...	7,190,123	7,190,123	...	55,585	55,585	...	8,346,309	8,346,309	...	64,675	64,675
Total	52,940,845	55,780,336	108,721,181	624,342	498,758	1,123,100	49,567,969	57,359,812	106,927,781	602,538	531,367	1,133,905
GRAND TOTAL RAILWAY PASSENGER TRAFFIC	55,286,536	61,973,390	117,259,926	1,088,312	1,370,746	2,459,058	51,914,394	63,856,842	115,771,238	1,097,928	1,543,837	2,641,765
ST. KILDA AND BRIGHTON ELECTRIC TRAMWAY ...	...	...	2,718,972	...	...	22,562	...	...	3,126,984	...	...	25,524

APPENDIX No. 20.

COMPARATIVE ANALYSIS OF GOODS AND LIVE STOCK TRAFFIC AND REVENUE FOR YEARS ENDING 30TH JUNE, 1915 AND 1916.

Kind of Goods.	Year ending 30th June, 1915.		Year ending 30th June, 1916.	
	Tons carried.	Revenue. £	Tons carried.	Revenue. £
2nd Class	77,602	137,529	77,169	144,678
1st Class	89,756	116,610	101,397	152,137
"C" Class	80,097	86,313	73,770	84,562
"B" Class	151,309	113,751	141,067	110,485
"A" Class	146,246	95,222	168,221	118,345
Miscellaneous	264,150	55,616	214,968	51,166
Fish	3,882	5,406	4,381	6,042
Fruit	44,333	27,905	84,479	46,948
Butter	20,790	19,274	15,092	15,972
Other Dairy Produce	19,631	15,190	18,722	14,348
Wine	4,280	4,188	3,677	3,477
Wool	58,395	94,151	42,364	73,444
Flour, Bran, Sharps, and Pollard	139,272	48,671	182,811	70,234
Wheat	173,871	51,085	1,073,376	500,123
All other Agricultural Produce	380,524	133,752	403,462	147,892
Hay, Straw, and Chaff	474,013	143,838	274,420	75,411
Fertilizers	195,257	46,250	189,534	45,747
Minerals (including Coal, Coke, Ores, &c.) ...	382,233	87,765	396,372	82,358
Firewood	451,556	108,801	475,723	115,740
Timber	240,180	76,122	249,364	79,079
Stone, Gravel, and Sand	855,834	80,912	821,399	81,281
All other Goods	441,313	245,656	364,803	233,501
Haulage, Storage, Demurrage, Quayage, Hire of Tarpaulins, Unloading, and Weighing ...	...	18,158	...	40,774
Total Tonnage of Goods carried, and Total Revenue derived therefrom	4,694,524	1,812,165	5,376,571	2,293,744
Live Stock	715,521	456,210	453,264	316,465
Total Tonnage of Goods and Live Stock carried, and Total Revenue derived therefrom	5,410,045	2,268,375	5,829,835	2,610,209

Numbers of Live Stock—

	Year ending 30th June, 1915.	Year ending 30th June, 1916.
Calves ...	55,736	33,974
Cattle ..	496,964	380,400
Horses ...	113,759	67,714
Pigs ...	262,955	196,534
Sheep ...	10,438,319	5,759,544

APPENDIX No. 21.

GENERAL COMPARATIVE STATEMENT FOR FIFTEEN YEARS, FROM 1ST JULY, 1901, TO 30TH JUNE, 1916.

Year.	Mileage of Railways Open for Traffic at end of Year.	Average Mileage of Railways Open for Traffic during the Year.	COST OF CONSTRUCTION.		ROLLING-STOCK.				Total Traffic Train Miles.	Number of Passenger Journeys.	Tonnage of Goods and Live Stock conveyed.	GROSS REVENUE.				
			Capital Cost, including Rolling-stock.	Average Cost per Mile open.	Locomotives.	Passenger Cars.	Trucks.	Vans, &c.				Passenger, Parcels, Rentals, &c.	Goods and Live Stock.	Total.	Per Average Mile open.	Per Traffic Train Mile.
			£	£	Number.	Number.	Number.	Number.				£	£	£	£	s. d.
1901–02	3,302	3,265	40,613,784	12,298	542	1,189	9,560	541	11,284,944	57,465,077	3,433,627	1,648,381	1,719,462	3,367,843*	1,031	5/11·62
1902–03	3,383	3,335	40,974,493	12,110	553	1,189	9,724	533	10,286,272	54,798,073	3,093,997	1,592,088	1,454,770	3,046,858*	913	5/11·09
1903–04	3,381	3,371	41,216,703	12,191	550	1,200	10,025	440	9,172,644	54,282,003	3,439,203	1,645,163	1,792,978	3,438,141	1,020	7/5·96
1904–05	3,394	3,384	41,279,045	12,162	520	1,214	10,366	443	9,023,365	59,702,050	3,628,237	1,663,473	1,918,793	3,582,266	1,059	7/11·28
1905–06	3,394	3,394	41,398,037	12,194	511	1,228	10,490	461	9,392,069	65,088,394	3,676,017	1,786,182	2,001,437	3,787,619	1,116	8/0·79
1906–07	3,396	3,395	41,533,136	12,230	497	1,233	10,625	494	10,035,914	70,170,089	3,965,792	1,931,126	2,081,515	4,012,641	1,182	7/11·96
1907–08	3,396	3,396	41,928,567	12,346	488	1,246	10,764	518	10,383,408	74,907,425	3,754,861	2,004,927	1,868,441	3,873,368	1,141	7/5·53
1908–09	3,410	3,397	42,486,323	12,459	503	1,272	11,009	522	11,290,578	81,020,620	4,166,786	2,110,947	2,067,177	4,178,124	1,230	7/4·81
1909–10	3,491	3,441	43,142,329	12,358	523	1,308	11,515	511	11,705,612	85,280,235	4,468,440	2,221,482	2,222,381	4,443,863	1,291	7/7·11
1910–11	3,523	3,505	44,121,767	12,524	547	1,345	12,069	554	12,972,723	93,795,806	4,967,627	2,438,532	2,457,678	4,896,210	1,397	7/6·58
11–12	3,622	3,543	45,836,573	12,655	623	1,352	14,292	634	13,836,375	104,234,732	5,297,685	2,711,985	2,506,982	5,218,967	1,473	7/6·53
1912–13	3,647	3,639	47,568,336	13,043	668	1,399	15,868	676	14,234,550	111,513,908	5,150,404	2,852,804	2,352,638	5,205,442	1,430	7/3·77
1913–14	3,835	3,747	49,629,062	12,941	735	1,460	17,391	826	15,028,649	116,611,448	5,816,088	2,957,543	2,603,415	5,560,958	1,484	7/4·81
1914–15	3.875	3,848	52,337,475	13,506	791	1,496	18,268	874	15,303,209	117,259,926	5,410,045	2,892,698	2,268,375	5,161,073	1,341	6/8·94
1915–16	4,10	3,955	54,600,928	13,317	808	1,584	18,913	865	13,826,538	115,771,238	5,829,835	3,094,953	2,610,210	5,705,163	1,443	8 3·03

* The estimated value of services performed for the State for which no payment was received, in each of the years—in 1901–1902, £34,000; in 1902–1903, £61,160; is not included in the Gross Revenue.

Exclusive of St. Kilda and Brighton Electric Tramway.

APPENDIX No. 21—*continued.*

GENERAL COMPARATIVE STATEMENT FOR FIFTEEN YEARS, FROM 1ST JULY, 1901, TO 30TH JUNE, 1916.

Year.	Expenditure: Transportation and Traffic Branches (including Compensation to Year 1907-8 inclusive).			Expenditure: Way and Works Branch.				Expenditure: Rolling-Stock Branch. Working.			Expenditure: Rolling-Stock Branch. Repairs and Renewals.			General Expenses.			Railway Accident and Fire Insurance Fund.		
	Amount.	Per Traffic Train Mile.	Per Cent. of Gross Revenue.	Amount.	Per Average Mile open.	Per Traffic Train Mile.	Per Cent. of Gross Revenue.	Amount.	Per Traffic Train Mile.	Per Cent. of Gross Revenue.	Amount.	Per Traffic Train Mile.	Per Cent. of Gross Revenue.	Amount.	Per Traffic Train Mile.	Per Cent. of Gross Revenue.	Amount.	Per Traffic Train Mile.	Per Cent. of Gross Revenue.
	£	s. d.		£	£	s. d.		£	s. d.		£	s. d.		£	s. d.		£	s. d.	
1901–02 ...	671,588	1/2·28	19·94	490,438	150	0/10·43	14·56	576,921	1/0·27	17·13	268,543	0/5·71	7·98	43,385	0/0·93	1·29			
1902–03 ...	592,897	1/1·83	19·46	437,840	131	0/10·21	14·37	521,090	1/0·16	17·10	241,625	0/5·65	7·93	42,498	0/0·99	1·40			
1903–04 ...	586,015	1/3·33	17·04	448,959	133	0/11·75	13·06	455,543	0/11·92	13·25	263,987	0/6·91	7·68	47,807	0/1·25	1·39			
1904–05 ...	562,370	1/2·96	15·70	502,022	148	1/1·35	14·01	488,240	1/0·99	13·63	274,931	0/7·31	7·67	43,575	0/1·16	1·22			
1905–06 ...	588,123	1/3·03	15·53	572,297	169	1/2·62	15·11	481,483	1/0·30	12·71	306,842	0/7·84	8·10	50,278	0/1·29	1·33			
1906–07 ...	593,248	1/2·19	14·78	589,452	174	1/2·10	14·69	521,083	1/0·46	12·99	323,858	0/7·74	8·07	49,032	0/1·17	1·22			
1907–08 ...	612,719	1/2·16	15·82	648,589	191	1/2·99	16·75	573,990	1/1·27	14·82	382,477	0/8·84	9·88	52,455	0/1·22	1·35	15,667	0/0·36	0·40
1908–09 ...	641,431	1/1·64	15·35	625,602	184	1/1·30	14·97	620,669	1/1·19	14·86	372,766	0/7·92	8·92	58,108	0/1·24	1·39	*90,863	0/1·93	2·18
1909–10 ...	684,394	1/2·03	15·40	643,912	187	1/1·20	14·49	696,477	1/2·28	15·67	¶529,725	0/10·86	11·92	59,818	0/1·23	1·35	*97,219	0/1·99	2·19
1910–11 ...	766,784	1/2·19	15·66	753,312	215	1/1·94	15·38	756,802	1/2·00	15·46	¶507,056	0/9·38	10·35	65,987	0/1·22	1·35	*91,386	0/1·69	1·87
1911–12 ...	901,024	1/3·63	17·27	840,141	237	1/2·57	16·10	842,438	1/2·62	16·14	¶547,940	0/9·50	10·50	74,237	0/1·29	1·42	26,095	0/0·45	0·50
1912–13 ...	947,868	1/3·98	18·21	876,631	241	1/2·78	16·84	914,709	1/3·42	17·57	¶551,023	0/9·29	10·59	80,937	0/1·37	1·55	26,027	0/0·44	0·50
1913–14 ...	1,066,738	1/5·03	19·18	928,702	248	1/2·83	16·70	1,003,621	1/4·03	18·05	¶632,859	0/10·11	11·38	85,968	0/1·37	1·55	27,805	0/0·45	0·50
1914–15 ...	1,081,816	1/4·97	20·96	838,014	218	1/1·14	16·24	1,025,934	1/4·09	19·88	¶690,861	0/10·84	13·38	92,996	0/1·46	1·80	25,805	0/0·40	0.50
1915–16 ...	1,085,329	1/6·84	19.02	830,674	210	1/2·42	14·56	1,068,660	1/6·55	18·73	¶600,469	0/10·42	10·53	91,490	0/1·59	1.60	28,526	0/0·50	0·50

* Includes Special Payment into Fund, year 1908–9, £69,972, year 1909–10, £75,000, year 1910–11, £66,905.

¶ Includes payment into Rolling Stock Replacement Fund, year 1909–10, £170,000, year 1910–11, £100,000, year 1911–12, £50,000, year 1912–13, £50,000, year 1913–14, £50,000, year 1914–15, £50,000, and year 1915–16, £30,000.

The figures in respect of the years 1910–11, 1911–12, 1912–13, and 1913–14 have been adjusted to exclude the special and abnormal charges in order to secure uniformity.

Exclusive of St. Kilda and Brighton Electric Tramway.

APPENDIX No. 21—*continued.*

GENERAL COMPARATIVE STATEMENT FOR FIFTEEN YEARS, FROM 1ST JULY, 1901, TO 30TH JUNE, 1916.

Year.	TOTAL WORKING EXPENSES.				NET REVENUE AFTER PAYMENT OF WORKING EXPENSES.					SPECIAL AND ABNORMAL CHARGES PAID OUT OF THE YEAR'S RAILWAY REVENUE.	Balance of Net Revenue after Payment of Working Expenses and Special and Abnormal Charges.	Per Cent. on Capital Cost.	Per Cent. on Railway Loans.	NET INTEREST CHARGES AND EXPENSES.	AMOUNTS PAID FOR PENSIONS AND GRATUITIES.	DEFICIT.	SURPLUS.
	Amount.	Per Average Mile open.	Per Traffic Train Mile.	Per Cent. of Gross Revenue.	Amount.	Per Average Mile open.	Per Traffic Train Mile.	Per Cent. on Capital Cost.	Per Cent. on Railway Loans.								
	£	£	s. d.		£	£	s. d.	£	£	£	£	£	£	£	£	£	£
1901–02	2,050,875	628	3/7·62	60·90	1,316,968	403	2/4·00	3·24	3·43	21,500	1,295,468	3·19	3·37	1,492,695	93,744	290,971	...
1902–03	1,835,950	550	3/6·84	60·26	1,210,908	363	2/4·25	2·96	3·11	102,630	1,108,278	2·70	2·84	1,473,532	93,507	458,761	...
1903–04	1,802,311	535	3/11·16	52·42	1,635,830	485	3/6·80	3·97	4·15	119,556	1,516,274	3·68	3·84	1,515,755	100,536	100,017	...
1904–05	1,871,138	553	4/1·77	52·23	1,711,128	506	3/9·51	4·15	4·34	248,485	1,462,643	3·54	3·71	1,461,994	102,656	102,007	...
1905–06	1,999,023	589	4/3·08	52·78	1,788,596	527	3/9·71	4·32	4·51	117,542	1,671,362†	4·03†	4·22†	1,472,397†	99,637	...	99,328†
1906–07	2,076,673	612	4/1·66	51·75	1,935,968	570	3/10·30	4.66	4·88	165,749	1,762,417†	4·24†	4·44†	1,483,284†	110,881	...	168,252†
1907–08	2,285,897	673	4/4·84	59·02	1,587,471	468	3/0·69	3·79	3·98	47,058	1,536,488†	3·66†	3·85†	1,483,807†	103,064	50,383†	...
1908–09	2,409,439	709	4/3·22	57·67	1,768,685	521	3/1·59	4·16	4·35	...	1,770,551†	4·16†	4·35†	1,430,093†	105,415*	...	235,043†
1909–10	2,711,545	788	4/7·59	61·02	1,732,318	503	2/11·52	4·02	4·19	...	1,734,343†	4·02†	4·20†	1,472,916†	106,330*	...	155,097†
1910–11	2,941,327	839	4/6·42	60·07	1,954,883	558	3/0·16	4·43	4·60	50,346	1,907,570†	4·32†	4.49†	1,516,764†	107,831*	...	282,975†
1911–12	3,231,875	912	4/8·06	61·93	1,987,092	561	2/10.47	4·34	4·50	78,609	1,910,212†	4·16†	4·33†	1,513,102†	131,319*	...	265,791†
1912–13	3,397,195	934	4/9·28	65.26	1,808,247	496	2/6·49	3·80	3·98	79,762	1,729,506†	3·64†	3·81†	1,595,020†	112,236*	...	22,250†
1913–14	3,745,693†	1,000	4/11·82	67·36	1,815,265	484	2/4·99	3·66	3·77	6,950	1,807,981†	3·64†	3·76†	1,677,369†	112,855*	...	17,757†
1914–15	3,755,426	976	4/10·90	72·76	1,405,647	365	1/10·04	2·69	2·68	359,547	1,048,809†	2·00†	2·00†	1,767,807†	123,438*	842,436†	...
1915–16	3,705,148	937	5/4·31	64·94	2,000,015	506	2/10·72	3·65	3·68	292,264	1,710,487†	3·13†	3·15†	1,927,107†	121,332*	337,952†	...

* Prior to 1st July, 1908, Pensions and Gratuities were not debited against the Net Revenue.

† Inclusive of St. Kilda and Brighton Electric Tramway.—7th May till 30th June, 1906, Net Revenue, £308. Year 1906-7, Net Loss, £7,802, inclusive of £9,941 on account of Damage by Fire. Year 1907–8, Net Loss, £3,925, inclusive of £3,311 on accountof Damage by Fire. Year 1908–9, Net Revenue, £1,866. Year 1909–10, Net Revenue, £2,025. Year 1910–11, Net Revenue, £3,033. Year 1911–12, Net Revenue, £1,729. Year 1912–13, Net Revenue, £1,021. Year 1913–14, Net Loss, £334. Year 1914–15, Net Revenue, £2,709. Year 1915–16, Net Revenue, £2,736.

Special and Abnormal Charges have been excluded in respect of the first nine columns for the years 1910-11, 1911-12, 1912-13, and 1913-14.

APPENDIX No. 22.

STATEMENT OF EXPENDITURE CHARGED TO CAPITAL ACCOUNT FOR TWENTY YEARS ENDING 30TH JUNE, 1916.

Year ending 30th June.	New Lines and Surveys.	Additions and Improvements on Existing Lines.	Rolling-Stock.	Total.
	£	£	£	£
1897	24,186	127,214	69,851	221,251
1898	12,551	177,512	82,839	272,902
1899	112,436	206,318	135,393	454,147*
1900	190,626	290,656	121,086	602,368*
1901	203,077	167,914	115,594	486,585*
1902	171,123	154,315	142,942	468,380*
1903	208,200	85,952	66,557	360,709*
1904	33,273	72,458	136,479	242,210
1905	44,301†	39,750	*Cr.* 21,710	62,341†
1906	31,657†	81,837	34,110†	147,604†
1907	34,250†	112,979	12,199†	159,428†
1908	38,125	187,722†	174,168†	400,015†
1909	129,976	269,752†	158,558†	558,286†
1910	197,928	250,511†	208,126†	656,565†
1911	253,882	328,125†	397,826†	979,833†
1912	355,959	445,796†	914,634†	1,716,389†
1913	397,915	544,606†	816,785†	1,759,306†
1914	481,459	770,701†	815,927†	2,068,087†
1915	535,610	‡1,452,826†	726,209†	2,714,645†
1916	360,678	‡1,429,008†	504,341†	2,294,027†
Total ...	3,817,212	7,195,952	5,611,914	16,625,078

* Includes expenditure out of Funds temporarily Advanced by the Treasury and repaid out of Revenue.

† Includes St. Kilda and Brighton Electric Tramway.

‡ Includes expenditures towards Electrification of the Melbourne Suburban Lines as follows :—

Year 1914–15	£751,980
,, 1915–16	690,482

APPENDIX No. 23.

STATEMENT SHOWING THE TOTAL COST (EXCLUSIVE OF ROLLING-STOCK), LENGTH HIGHEST POINT, STEEPEST GRADIENT, AND AVERAGE COST PER MILE OF EACH LINE; ALSO THE COST OF ROLLING-STOCK, WORKSHOPS, GENERAL OFFICES, ETC., AT 30TH JUNE, 1916.

Lines.	Length of Lines opened for Traffic.			Height of Rail-level above Low-water Mark		Steepest Gradient.	Cost, exclusive of Rolling-stock.				
	Double and over	Single.	Total.	Highest.	Lowest		Total.				Average per Mile
	Miles.	Miles.	Miles.	Feet.	Feet.	Feet.	£	s.	d.		£
Melbourne to Bendigo (exclusive of works, Melbourne to Essendon Junction)	100·89	...	100·89	1,902	18	1 in 50	4,941,590	7	0		48,980
Bendigo to Echuca (including at Echuca portion of cost of Bridge over River Murray and cost of wharf)	2·06	53·07	55·13	758	314	1 „ 52	715,186	5	9		12,767
* Bendigo Cattle-yards Branch	...	0·89	0·89	732	707	1 „ 61					
Lancefield Junction to Lancefield	...	14·50	14·50	1,675	1,072	1 „ 40	66,511	5	3		4,587
† Lancefield to Kilmore	...	18·10	18·10	1,734	1,160	1 „ 40	116,997	2	4		6,464
Kilmore Junction to Bendigo (Cattle Siding) ...	...	67·82	67·82	1,450	526	1 „ 50	403,240	17	6		5,946
Carlsruhe to Daylesford	0·38	22·17	22·55	2,469	1,791	1 „ 50	177,983	2	11		7,893
Daylesford Junction to North Creswick ...	...	23·11	23·11	2,292	1,429	1 „ 40	182,262	11	4		7,887
Kyneton (Redesdale Junction) to Redesdale ...	...	16·25	16·25	1,636	973	1 „ 50	90,268	5	1		5,555
Castlemaine to Dunolly	0·38	46·46	46·84	948	579	1 „ 40	416,043	8	2		8,882
Dunolly to St. Arnaud (including cost of Carapooee Ballast Pits Tramway)	0·28	32·73	33·01	943	611	1 „ 50	179,849	16	7		5,448
St. Arnaud to Donald	...	23·86	23·86	868	374	1 „ 50	114,491	10	3		4,798
Donald to Birchip	...	32·30	32·30	394	330	1 „ 100	94,441	9	6		2,924
Birchip to Cronomby (Woomelang)	...	26·45	26·45	351	260	1 „ 75	70,873	8	11		2,680
Woomelang to Mildura	...	110·15	110·15	334	128	1 „ 75	289,348	3	9		2,627
Mildura to White Cliffs	..	6·92	6·92	186	126	1 „ 75	17,477	1	5		2,526
White Cliffs to Yelta	...	...	...	...	...	...	4	9	6		In progress
Dunolly to Inglewood	...	24·24	24·24	794	457	1 in 50	95,966	14	10		3,959
Ouyen to Kow Plains	...	56·39	56·39	351	137	1 „ 60	132,870	0	5		2,356
Kow Plains to Murrayville	...	11·48	11·48	218	146	1 „ 75	30,833	7	10		2,686
Murrayville to South Australian Border ...	...	12·53	12·53	351	192	1 „ 80	49	19	0		...
South Australian Border to Pinnaroo (63.55 mls.)	...	...	...	...	...	..	11	11	6		...
Castlemaine (Maldon Junction) to Maldon ...	...	10·24	10·24	1,177	890	1 in 40	62,218	1	5		6,076
Maldon (Laanecoorie Junction) to Shelbourne	...	9·89	9·89	1,126	649	1 „ 50	68,542	18	10		6,931
Maryborough to Ballarat	0·26	41·47	41·73	1,525	732	1 „ 40	297,435	12	0		7,128
Waubra Junction to Ballarat Race-course ...	...	2·10	2·10	1,508	1,466	1 „ 50	7,485	3	4		3,564
Pisgah Junction to Waubra	...	13·74	13·74	1,533	1,341	1 „ 60	72,879	2	4		5,304
Maryborough to Avoca	...	14·93	14·93	885	721	1 „ 40	64,666	15	9		4,331
Avoca to Ararat	...	39·04	39·04	1,215	763	1 „ 50	175,559	10	0		4,497
Crowland to Navarre	...	22·87	22·87	885	720	1 „ 66	63,706	11	3		2,786
Bendigo to Inglewood	0·80	28·13	28·93	779	443	1 „ 70	197,926	13	1		6,842
Inglewood to Charlton	...	42·82	42·82	639	422	1 „ 50	241,345	15	3		5,636
Charlton to Wycheproof	...	16·48	16·48	521	356	1 „ 50	91,058	2	9		5,525
Wycheproof to Sea Lake	...	47·89	47·89	357	172	1 „ 94	84,801	11	4		1,771
Sea Lake towards Pier Millan (Nandaly) ...	...	17·68	17·68	265	172	1 „ 66	42,397	17	0		2,398
Nandaly to Kulwin	...	...	...	...	...	...	9	3	0		In progress
Wedderburn Junction to Wedderburn ...	..	4·86	4·86	660	554	1 in 50	18,655	12	9		3,839
Korong Vale to Boort	...	17·86	17·86	459	296	1 „ 50	77,436	7	10		4,336
Boort to Quambatook	...	21·96	21·96	419	287	1 „ 75	49,487	5	3		2,254
Quambatook to Ultima	...	30·31	30·31	371	256	1 „ 100	53,425	15	10		1,763
Ultima to Chillingollah	...	20·14	20·14	263	164	1 „ 60	33,857	13	9		1,681
Chillingollah to Manangatang	...	18·59	18·59	245	169	1 „ 75	36,999	10	11		1,990
Eaglehawk to Kerang	...	72·99	72·99	742	255	1 „ 70	346,935	6	1		4,753
Kerang to Swan Hill (including cost of sidings to wharf at Swan Hill)	...	35·16	35·16	286	225	1 „ 100	164,953	7	0		4,691
Swan Hill to Piangil	...	27·39	27·39	291	216	1 „ 75	64,806	4	7		2,366
Elmore to Cohuna	...	57·09	57·09	438	264	1 „ 100	137,182	8	1		2,403
Footscray to Williamstown (including cost of piers at Williamstown)	5·50	0·37	5·87	66	8	1 „ 100	570,350	5	4		97,164
* Newport to Brayhrook Junction	...	4·29	4·29	110	48	1 „ 92	28,941	8	10		6,746
Newport to Geelong (including cost of Geelong Pier)	2·90	35·61	38·51	113	11	1 „ 81	1,292,435	2	3		32,970
* Williamstown Race-course Branch	...	0·69	0·69	21	10	1 „ 95					
Geelong to Colac	1·13	49·11	50·24	469	10	1 „ 50	413,135	12	9		7,914
‡ Geelong Race-course Branch	...	1·96	1·96	43	10	1 „ 50					
Colac to Camperdown	...	28·11	28·11	569	405	1 „ 50	156,515	3	5		5,568
Camperdown to Warrnambool (including cost of sidings to piers at Warrnambool) ...	0·90	41·81	42·71	550	13	1 „ 50	384,068	9	1		8,992
Warrnambool to Koroit	...	9·36	9·36	245	19	1 „ 50	89,121	5	5		9,521
Koroit to Port Fairy (including cost of sidings to wharf at Port Fairy)	...	11·34	11·34	208	11	1 „ 60	103,270	16	4		9,107
Geelong (Queenscliff Junction) to Queenscliff...	...	20·72	20·72	264	10	1 „ 50	116,577	13	2		5,626
* Mount Moriae to Wensleydale	...	10·92	10·92	752	361	1 „ 50	39,259	2	6		3,595
Birregurra to Forrest	.	19·85	19·85	579	363	1 „ 40	147,680	2	5		7,440
Irrewarra to Beeac...	...	8·70	8·70	432	390	1 „ 66	47,489	10	4		5,459
Beeac to Newtown	...	35·85	35·85	443	388	1 „ 50	108,345	11	7		3,022
¶ Colac to Beech Forest	...	29·66	29·66	1,748	225	1 „ 30	77,855	13	10		2,625
¶ Beech Forest to Crowe's	...	14·24	14·24	1,826	1,356	1 „ 30	42,859	17	7		3,010
Camperdown (Curdie's River Junction) to Timboon	...	22·32	22·32	673	52	1 „ 40	116,023	17	7		5,198
Terang to Mortlake	...	12·16	12·16	447	414	1 „ 60	58,025	5	1		4,772
North Geelong to Ballarat	41·45	11·76	53·21	1,725	47	1 „ 52	1,945,780	6	3		36,417
* North Geelong Loop Line	...	0·22	0·22	53	46	1 „ 57					
Ballarat to Ararat	4·33	52·84	57·17	1,517	960	1 „ 50	471,479	6	0		8,247
Ararat to Stawell	...	18·85	18·85	1,086	761	1 „ 100	192,409	3	3		10,207
Stawell to Horsham	1·18	52·26	53·44	761	423	1 „ 100	380,314	13	1		5,490
* Stawell to Grampians	...	15·84	15·84	815	621	1 „ 30					
Carried forward	44·261	1,721·89	1,884·33	...	...	..	17,372,011	14	4		...

* Trains run only as required for traffic. † See lines closed for traffic. ‡ Dismantled 28th May, 1909. ¶ 2-ft. 6-in. gauge.

APPENDIX No. 23—*continued.*

STATEMENT SHOWING THE TOTAL COST, ETC., OF EACH LINE, ETC.—*continued.*

Lines.	Length of Lines opened for Traffic. Double and over	Single.	Total.	Height of Rail-level above Low-water Mark. Highest.	Lowest.	Steepest Gradient.	Cost, exclusive of Rolling-stock. Total. £	s.	d.	Average per Mile. £
	Miles.	Miles.	Miles.	Feet.	Feet.	Feet.				
Brought forward	162·44	1,721·89	1884·33	...	...	...	17,372,011	14	4	...
Horsham to Dimboola	0·36	21·10	21·46	477	361	1 in 50	124,558	5	0	5,804
Dimboola to Serviceton (including cost of 1·16 miles constructed beyond Serviceton; also portion of cost of the Warranook Ballast Pits Tramway)	1·35	61·87	63·22	631	315	1 „ 50	437,556	6	8	6,921
Braybrook Junction to Parwan	...	21·65	21·65	466	119	1 „ 50	271,991	17	4	12,563
Parwan to Gordon	...	27·46	27·46	1,877	341	1 „ 48	356,003	0	4	12,964
Gordon to Warrenheip	0·09	12·78	12·87	1,940	1,707	1 „ 50	130,211	16	7	10,117
* Bungaree Junction to Race-course Reserve ...	...	1·53	1·53	1,884	1,848	1 „ 50	3,374	17	10	2,206
Gheringhap to Maroona	...	99·76	99·76	978	193	1 „ 100	418,026	8	5	4,190
* Lal Lal Race-course Branch	..	2·00	2·00	1,539	1,532	1 „ 112	11,420	12	4	5,710
Ballarat East to Buninyong...	...	6·84	6·84	1,626	1,436	1 „ 40	66,100	4	2	9,664
* Ballarat Cattle-yards Branch	...	2·92	2·92	1,523	1,446	1 „ 60	12,911	6	10	4,422
Ballarat (Linton Junction) to Scarsdale ...	...	13·12	13·12	1,516	1,157	1 „ 50	60,436	7	5	4,606
Scarsdale to Linton	...	7·97	7·97	1,189	1,022	1 „ 40	78,238	3	3	9,817
Linton to Skipton	...	12·75	12·75	1,383	944	1 „ 37	55,127	3	6	4,324
* Burrumbeet Race-course Junction to Burrumbeet Race-course	...	1·14	1·14	1,297	1,256	1 „ 50	3,624	17	3	3,180
Ararat to Hamilton (including cost of Ripon Ballast Crushing Plant)	...	66·06	66·06	1,028	572	1 „ 50	388,837	16	0	5,886
Hamilton to Portland (including cost of sidings to piers at Portland)	...	53·82	53·82	606	11	1 „ 40	311,318	3	2	5,784
‡ Dunkeld to Koroit	..	48·99	48·99	834	207	1 „ 60	171,244	7	2	3,495
Hamilton to Penshurst (including cost of Penshurst Ballast Crushing Plant)	...	18·10	18·10	727	590	1 „ 60	77,526	19	3	4,283
Hamilton (Coleraine Junction) to Coleraine ...	...	23·01	23·01	668	301	1 „ 40	112,499	4	5	4,889
Hamilton to Cavendish	...	15·47	15·47	794	577	1 „ 50	45,145	9	7	2,918
Cavendish to Toolondo...	...	...	...	...	...	...	58,341	0	4	In progress
Branxholme to Casterton	...	32·09	32·09	572	149	1 in 40	182,215	4	11	5,678
Heywood to Dartmoor	...	26·02	26·02	422	85	1 „ 50	105,947	7	7	4,072
Mumbannar to South Australian Border ...	...	..	...	...	...	...	6,979	3	11	In progress
* South Australian Border to Mount Gambier ...	...	...	...	...	...	...	4,523	17	1	In progress
Lubeck to Rupanyup (including portion of cost of the Warranook Ballast Pits Tramway) ...	...	9·77	9·77	487	455	1 in 147	45,084	3	6	4,615
Rupanyup to Marnoo	...	15·38	15·38	494	450	1 „ 100	29,928	2	8	1,946
Murtoa to Warracknabeal (including portion of cost of the Warranook Ballast Pits Tramway)	...	31·20	31·20	464	360	1 „ 66	157,249	14	7	5,040
Warracknabeal to Beulah	...	21·92	21·92	359	288	1 „ 80	58,983	16	3	2,691
Beulah to Hopetoun	...	16·01	16·01	290	258	1 „ 100	38,053	13	10	2,377
Horsham to Noradjnha	...	19·95	19·95	488	395	1 „ 50	81,301	10	6	4,075
Noradjuha to Toolondo	...	11·24	11·24	560	475	1 „ 100	26,992	11	2	2,402
Natimuk (East Natimuk) to Goroke	...	28·32	28·32	624	394	1 „ 50	68,921	16	4	2,434
Dimboola to Jeparit	...	21·59	21·59	387	268	1 „ 75	50,136	12	7	2,322
Jeparit to Albacutya (Rainbow)	...	18·47	18·47	388	263	1 „ 75	35,405	15	4	1,917
Jeparit to Lorquon	...	13·68	13·68	395	271	1 „ 100	32,560	13	9	2,380
Lorquon to Yanac-a-Yanac	...	18·38	18·38	473	355	1 „ 75	42,806	16	5	2,329
Rainbow to Nypo	...	10·59	10·59	294	237	1 „ 75	26,587	6	1	2,511
Essendon Junction to Essendon	3·50	...	3·50	148	14	1 „ 67	} 206,374	6	1	41,275
* Flemington Race-course Branch	1·50	...	1·50	70	42	1 „ 96				
Essendon to Wodonga (including cost of Mangalore Ballast Pits Tramway)	61·12	120·87	181·99	1,147	105	1 „ 50	2,386,059	11	9	13,111
Wodonga to River Murray (including portion of cost of Bridge over River Murray)... ...	1·94	...	1·94	538	312	1 „ 75	55,341	3	10	28,526
North Melbourne to Coburg...	5·07	...	5·07	202	13	1 „ 50	220,025	16	11	43,398
† Coburg to Somerton	...	7·16	7·16	530	202	1 „ 50	72,087	6	6	10,068
Royal Park (Junction) to Clifton Hill ...	2·28	0·11	2·39	136	103	1 „ 50	159,572	14	7	66,767
Fitzroy Branch	0·07	0·88	0·95	119	85	1 „ 79	76,958	4	2	81,008
Fitzroy (Whittlesea Junction) to Whittlesea ...	4·67	17·39	22·06	639	119	1 „ 50	290,349	3	10	13,162
Northcote Loop Line	0·13	...	0.13	128	119	1 „ 70	8,732	16	0	67,177
Tallarook to Yea	...	23·69	23·69	698	488	1 „ 40	164,142	9	5	6,929
Yea to Mansfield and Alexandra-road ...	...	55·82	55·82	1,304	557	1 „ 40	345,078	10	5	6,182
Alexandra-road to Alexandra	...	4·32	4·32	922	716	1 „ 30	26,830	14	8	6,211
Mangalore to Shepparton	0·29	44·96	45·25	499	372	1 „ 100	291,880	7	3	6,450
Shepparton to Numurkah	2·16	18·60	20·76	376	348	1 „ 206	88,276	0	0	4,252
Numurkah to Cobram	0·20	21·45	21·65	376	355	1 „ 165	89,870	0	2	4,151
Murchison East to Rushworth	...	12·87	12·87	476	391	1 „ 80	70,689	6	11	5,493
Rushworth to Colbinabbin	...	12·82	12·82	510	363	1 „ 50	36,627	14	9	2,857
Rushworth to Stanhope	...	...	...	...	...	...	28,342	0	10	In progress
Toolamba to Tatura	...	6·83	6·83	385	371	1 in 108	29,363	2	6	4,299
Tatura to Echuca	...	34·07	34·07	377	320	1 „ 122	158,363	17	7	4,648
Shepparton to Dookie	...	14·84	14·84	500	372	1 „ 100	55,428	1	1	3,735
Dookie to Katamatite	...	17·02	17·02	490	383	1 „ 69	40,688	9	1	2,391
Numurkah to Nathalia	...	13·79	13·79	356	335	1 „ 330	52,159	4	11	3,782
Nathalia to Picola	...	6·75	6·75	335	325	1 „ 264	13,817	10	6	2,047
Strathmerton towards Tocumwal	...	8·20	8·20	390	358	1 „ 330	19,244	0	1	2,347
Strathmerton to Tocumwal Extension ...	...	2·07	2·07	372	365	1 „ 92	14,306	19	1	6,912
Benalla to St. James	...	20·33	20·33	583	450	1 „ 75	80,802	1	6	3,975
St. James to Yarrawonga	...	19·86	19·86	514	414	1 „ 50	98,223	16	2	4,946
Benalla to Tatong	...	18·08	18·08	760	556	1 „ 60	47,711	12	7	2,639
¶ Waugaratta to Whitfield	...	30·49	30·49	811	481	1 „ 80	39,869	4	7	1,308
Wangaratta (Beechworth Junc.) to Beechworth	...	22·26	22·26	1,831	502	1 „ 30	165,657	10	3	7,442
Beechworth to Yackandandah	...	12·84	12·84	1,912	981	1 „ 30	97,035	13	6	7,557
Everton to Myrtleford	...	16·56	16·56	989	581	1 „ 40	77,910	16	11	4,705
Myrtleford to Bright	...	18·54	18·54	1,004	688	1 „ 50	112,580	12	6	6,072
Carried forward	247.17	3,138·31	3,385·48	...	...	...	27,280,585	8	7	...

* Trains run only as required for traffic. † See lines closed for traffic. ‡ Including portion dismantled. ¶ 2-ft. 6-in. gauge.

APPENDIX No. 23—*continued.*

STATEMENT SHOWING THE TOTAL COST, ETC., OF EACH LINE, ETC.—*continued.*

Lines.	Length of Lines opened for Traffic. Double and over	Single.	Total.	Height of Rail-level above Low water Mark. Highest	Lowest.	Steepest Gradient.	Cost, exclusive of Rolling-stock. Total. £	s.	d.	Average Per Mile. £
	Miles.	Miles.	Miles.	Feet.	Feet.	Feet.				
Brought forward	247·17	3,138·31	3,385·48				27,280,585	8	7	
Springhurst to Wahgunyah	...	13·95	13·95	623	454	1 in 50	75,850	7	9	5,437
Wodonga to Tallangatta	...	25·71	25·71	726	530	1 „ 40	192,298	7	9	7,480
Tallangatta to Shelley	...	22·86	22·86	2580	625	1 „ 30	183,659	6	8	8,034
Spencer Street to Flinders Street	0·76	...	0·76	33	17	1 „ 40	264,824	2	10	348,453
Hobson's Bay Lines (Flinders Street to Port Melbourne, St. Kilda, Brighton, Hawthorn, and including works, Prince's Bridge to Chapel Street, and pier at Port Melbourne) ...	16·33	...	16·33	53	9	1 „ 66	2,670,400	16	9	163,527
Prince's Bridge to Collingwood	2·22	...	2·22	85	23	1 „ 62	200,176	13	7	90,170
Collingwood to Heidelberg	2·92	2·57	5·49	196	68	1 „ 50	244,133	2	4	44,469
Heidelberg to Eltham	...	8·35	8·35	303	110	1 „ 40	62,612	2	10	7,498
Eltham to Hurst's Bridge	...	6·64	6·64	248	116	1 „ 50	43,855	16	9	6,605
Brighton Beach to Sandringham	2·20	..	2·20	58	20	1 „ 97	81,702	17	10	37,138
South Yarra to Oakleigh	7·05	...	7·05	184	22	1 „ 54	653,315	8	3	92,669
Oakleigh to Sale (including cost of siding to Sale wharf; also portion of cost of branch to the Great Morwell Coy's. mine)	11·76	106·46	118·22	513	8	1 „ 50	1,210,081	14	1	10,236
Sale to Stratford (Junction)	...	8·97	8·97	64	33	1 „ 66	45,415	0	8	5,063
† Oakleigh to Fairfield Park (including Canterbury and Riversdale Loop Lines) ... ‡ ...	0·20	10·10	10·30	249	72	1 „ 50	297,473	17	9	28,881
Caulfield to Frankston	19·65	0·23	19·88	166	10	1 „ 50	271,042	19	9	16,634
Frankston to Stony Point (including cost of sidings to pier at Stony Point)	...	18·85	18·85	327	10	1 „ 50	113,842	11	7	6,039
Mornington Junction to Mornington	...	7·67	7·67	194	60	1 „ 50	68,605	19	3	8,945
Bittern to Red Hill	...	...	...	...	...	...	29	9	6	In progre
Frankston Cemetery Line	...	...	...	...	...	...	330	16	11	
Spring Vale Cemetery Line	...	1·60	1·60	231	145	1 in 50	9,278	16	6	5,799
Dandenong (Great Southern Junction) to Port Albert	0·17	117·11	117·28	746	10	1 „ 40	1,033,871	7	11	8,815
Koo-wee-rup to McDonald's Track	...	...	...	...	...	...	6,240	6	10	In progress
Nyora to Woolamai	...	16·79	16·79	410	58	1 in 50	74,924	1	8	4,462
Woolamai to Powlett Coal Field (including sidings, Wonthaggi)	...	13·75	13·75	233	14	1 „ 60	120,986	3	0	8,799
Korumburra to Coal Creek	...	0·89	0·89	735	630	1 „ 30	5,761	7	11	6,473
Korumburra (Strezlecki Junction) to Strezlecki (Junction with Coal Creek Line)	...	2·25	2·25	765	573	1 „ 30	11,533	5	7	5,126
Korumburra (Jumbunna Junction) to Jumbunna	...	3·74	3·74	796	619	1 „ 30	20,732	12	3	5,544
Jumbunna to Outtrim	...	2·40	2·40	649	539	1 „ 40	28,330	4	3	11,804
¶ Welshpool to Welshpool Jetty	...	3·23	3·23	57	6	1 „ 100	2,943	0	10	911
Alberton to Won Wron	...	...	...	...	...	..	150	19	11	In progress
Warragul to Neerim South	...	13·49	13·49	681	349	1 in 40	124,508	6	2	9,230
Neerim South to Toorongo River	...	...	...	...	...	...	53,976	15	5	In progress
Moe (Junction) to Thorpdale	...	10·67	10·67	798	219	1 in 40	116,568	12	5	10,925
¶ Moe to Walhalla	...	26·06	26·06	1,323	174	1 „ 30	107,916	1	10	4,141
Morwell to North Mirboo	...	20·16	20·16	784	184	1 „ 40	154,189	2	10	7,648
Traralgon to Heyfield	...	22·06	22·06	262	93	1 „ 50	125,282	5	2	5,679
Heyfield to Bairnsdale (including cost of siding to wharf at Bairnsdale)	0·52	49·30	49·82	296	9	1 „ 50	286,493	17	7	5,751
Bairnsdale to Orbost	...	60·24	60·24	423	23	1 „ 50	419,596	14	1	6,965
Maffra to Briagolong	...	11·79	11·79	238	109	1 „ 50	61,797	6	4	5,241
Burnley to Waverley Road	...	5·23	5·23	111	33	1 „ 60	173,456	6	1	33,166
Hawthorn to Lilydale	11·82	8·20	20·02	484	41	1 „ 40	510,876	17	9	25,518
Lilydale to Healesville	0·26	15·11	15·37	351	230	1 „ 40	223,702	13	2	14,555
Hawthorn (Kew Junction) to Kew	..	0·96	0·96	119	41	1 „ 40	76,453	9	5	79,639
Ringwood to Upper Ferntree Gully	...	7·44	7·44	436	314	1 „ 40	69,124	1	6	9,291
¶ Ferntree Gully to Gembrook	...	18·22	18·22	1,057	412	1 „ 30	62,005	9	10	3,403
Lilydale to Warburton	...	23·97	23·97	738	289	1 „ 37½	127,917	14	0	5,337
St. Kilda and Brighton Electric Tramway, St. Kilda Station to Brighton Beach ...	5·16	...	5·16	59	7	1 „ 21½	96,141	11	1	18,632
Sandringham to Black Rock Electric Street Railway	...	...	...	...	...	...	14,182	1	5	In progress
Total mileage of lines constructed §	328·19	3,825·33	4,153·52	...	...	...	38,079,178	14	2	
Less mileage closed for traffic at 30th June, 1916.										
Dunkeld to Penshurst (dismantled 19th February, 1898)	15·87		15·87							
Lancefield to Kilmore ...	18·10		18·10							
Fawkner Cemetery to Somerton	5·28		5·28							
Oakleigh to Fairfield Park—										
Fairfield Park to Deepdene	3·34		3·34							
Ashburton to Oakleigh	0·20	2·17	2·37							
Canterbury Loop Line (dismantled) ...		0·20	0·20							
Burnley to Waverley Road—										
Darling to Waverley Road		0·84	0·84							
Geelong Race-course Line (dismantled 28th May, 1909)		1·96	1·96							
	0·20	47·76	47·96							
Total mileage open for traffic at 30th June, 1916	327·99	3,777·57	4,105·56							
Carried forward	327·99	3,777·57	4,105·56				38,079,178	14	2	

† See lines closed for traffic. ‡ Including portion dismantled, miles 2-ft. 6-in., 121·90. § Gauge of lines constructed—miles 5-ft. 3-in., 3,983·66; ¶ 2-ft. 6-in. gauge.

APPENDIX No. 23—*continued.*

STATEMENT SHOWING THE TOTAL COST, ETC., OF EACH LINE, ETC.—*continued.*

Lines.	Length of Lines opened for Traffic.			Height of Rail-level above Low water mark.		Steepest Gradient.	—		
	Double and over	Single.	Total.	Highest	Lowest.		Total.		
	Miles	Miles.	Miles.	Feet.	Feet.	Feet.	£	s.	d.
Brought forward	327·99	3,777·57	4,105·56				38,079,178	14	2
Works, Melbourne to Essendon Junction ...	...	...	...	...	...	...	1,965,453	16	8
Railway Offices, Spencer Street	...	...	...	...	...	...	193,629	19	7
Sheds and Workshops, Williamstown ...	...	...	...	...	...	...	154,054	10	9
Sheds and Workshops, Newport (including cost of Machinery and Equipment)	...	...	...	...	...	...	615,178	7	1
Sheds and Workshops, Country Depôts (including cost of machinery)	...	...	...	...	...	...	28,310	12	10
Workshops, Bendigo	...	...	...	...	...	...	73,183	4	9
Workshops, Ballarat	...	...	...	...	...	...	74,170	4	2
General Construction Account (Capital Expenditure common to all lines)	...	...	...	...	...	...	713,392	6	2
Rolling-stock, Broad-gauge...	...	...	...	...	...	...	10,650,152	9	6
Rolling-stock, Narrow-gauge	...	...	...	...	...	...	102,481	12	6
Rolling-stock, Electric Tramway	...	...	...	...	...	...	36,158	16	8
McKeen Motor Cars	...	...	...	...	...	...	15,078	0	8
Steam Motor Car (Great Western type) ...	...	...	...	...	...	...	4,393	2	5
Electrification Melbourne Suburban Lines ...	...	...	...	...	..	...	1,622,056	6	3
Grand Total	327·99	3,777·57	4,105·56	...	...	...	54,326,872	4	2

NOTE.—All tracks to piers, wharfs, and ballast pits, and to the Great Morwell Coal Mine, are not included in the length of lines opened for traffic as shown above, but are included in the mileage of sidings as shown in Appendix No. 14.

APPENDIX No. 24.

STATEMENT SHOWING DATES OF OPENING AND LENGTH IN MILES OF THE DIFFERENT SECTIONS OF THE VICTORIAN RAILWAYS.

Date of Opening.	From—	To—	Length in Miles.	Authorization Act. Number.
1854—Sept. 13	Flinders Street	Port Melbourne (Hobson's Bay Lines)		20.1.53
1857—May 13	Flinders Street	St. Kilda (Hobson's Bay Lines)		19.3.56
1859—Feb. 8	Prince's Bridge	Richmond (Hobson's Bay Lines)		43
,, Dec. 12	Richmond	Cremorne (Hobson's Bay Lines)		43
,, ,, 19	Windsor	North Brighton (Hobson's Bay Lines)	16·33	42
1860—Sept. 24	Richmond	Pic-nic Station (Hobson's Bay Lines)		43
,, Dec. 22	Cremorne	Windsor ... (Hobson's Bay Lines)		43
1861—April 13	Pic-nic Station	Hawthorn... (Hobson's Bay Lines)		43
,, Dec. 21	North Brighton	Brighton Beach (Hobson's Bay Lines)		127
1857—June 17	Williamstown Junction ...	Geelong	38·51	36 150
1859—Jan. 17	Footscray	Williamstown Pier	5·87	36
,, Feb. 10	Melbourne	Sunbury	23·95	36
1860—Oct. 21	Essendon Junction	Essendon	3·50	331
1861—July 8	Sunbury	Woodend	24·70	36
1862—April 11	North Geelong Junction ...	Ballarat	53·21	36
,, ,, 25	Woodend	Kyneton	8·32	36
,, Oct. 21	Kyneton	Bendigo	43·90	36
1864—Sept. 19	Bendigo	Echuca	55·13	36
1867—Nov. 30	Newmarket Junction	*Race-course ...	1·50	331
1872—April 18	Essendon	Schoolhouse-lane ...	54·00	331
,, Aug. 26	Schoolhouse-lane	Seymour	2·29	331
,, Nov. 20	Seymour	Longwood ...	23·39	331
1873—March 20	Longwood	Violet Town ...	20·54	331
,, Aug. 18	Violet Town	Benalla	16·14	331
,, Oct. 28	Benalla	Wangaratta ...	24·04	331
,, Nov. 21	Wangaratta	Wodonga	41·60	331
1874—July 7	Castlemaine	Maryborough ...	33·02	415
,, ,, 7	Ballarat	Creswick	11·05	415
,, Aug. 11	Ballarat	Beaufort	28·74	415
,, Oct. 6	Maryborough	Dunolly	13·81	415
,, Nov. 16	Creswick	Clunes	11·19	415
1875—Feb. 2	Clunes	Maryborough ...	19·49	415
,, April 7	Beaufort	Ararat	28·64	415
,, July 7	Beechworth Junction ...	Everton	12·05	475
1876—Feb. 15	Ararat	Scallan's Hill ...	17·85	475
,, April 14	Scallan's Hill	Stawell	1·00	475
,, Sept. 19	Bendigo	Bridgewater ...	24·49	475
,, ,, 30	Everton	Beechworth ...	10·21	475
,, Oct. 21	Maryborough	Avoca	14·92	475
,, Nov. 18	Bridgewater	Inglewood ...	4·44	475
,, ,, 25	Geelong	Winchelsea ...	25·64	475
1877—March 13	Winchelsea	Birregurra ..	12·79	475
,, April 24	Ararat	Dunkeld	47·02	475
,, June 1	Sale	Morwell	39·10	475
,, July 27	Birregurra	Colac	11·81	475
,, Oct. 8	Oakleigh	Bunyip	38·77	475
,, ,, 29	Dunkeld	Hamilton	19·05	475
,, Dec. 1	Moe	Morwell	8·76	475
,, ,, 19	Hamilton	Portland North ...	52·81	475
,, ,, 19	Portland North	Portland Pier ...	1·00	475
1878—Feb. 1	Race-course Junction	†Geelong Race-course	1·96	580
,, March 1	Moe	Bunyip	31·59	475
,, Sept. 3	Dunolly	Bealiba	12·16	580
,, Dec. 17	Stawell	Murtoa	35·49	580
,, ,, 23	Bealiba	St. Arnaud ...	20·85	580
1879—Jan. 29	Springhurst	Wahgunyah ...	13·95	580
,, Feb. 5	Murtoa	Horsham	18·00	580
,, April 2	South Yarra	Oakleigh	7·05	604
,, May 7	Warrenheip	Gordons	12·86	580
,, ,, 21	Geelong	Queenscliff ...	20·71	580
1880—Jan. 13	Mangalore	Shepparton ...	45·24	603
,, ,, 13	Toolamba	Tatura	6·83	636
,, Feb. 16	Carlsruhe	Trentham ..	10·82	606
,, March 17	Trentham	Daylesford (including extension)	11·73	606 671
		Carried forward	1193·81	

* Trains run only as required for traffic.
† Dismantled 28th May, 1909.

APPENDIX No. 24—*continued.*

STATEMENT SHOWING DATES OF OPENING AND LENGTH IN MILES OF THE DIFFERENT SECTIONS OF THE VICTORIAN RAILWAYS—*continued.*

Date of Opening.	From—	To—	Length in Miles.	Authorization Act. Number.
		Brought forward ...	1193·81	
1881—June 7	Lancefield Junction	Lancefield ...	14·50	660
„ Aug. 11	Wauhra Junction	Ballarat Race-course	2·10	682
„ Sept. 1	Shepparton	Numurkah ...	20·74	682
„ Dec. 19	Caulfield	Mordialloc ...	9·85	682
1882—Jan. 26	St. Arnaud	Cope Cope ...	16·33	682
„ April 3	Hawthorn	Camberwell ...	2·09	682
„ „ 15	Inglewood	Korong Vale ...	20·20	682
„ „ 22	Cope Cope	Donald	7·52	682
„ July 1	Horsham	Dimboola	21·45	682
„ Aug. 1	Mordialloc	Frankston ...	10·02	682
„ Dec. 1	Camberwell	Lilydale	17·94	682
„ „ 15	Eaglehawk	Raywood	13·42	682
1883—April 20	Korong Vale	Charlton	22·62	682
„ June 14	Wodonga	River Murray ...	1·94	682
„ „ 21	Raywood	Mitiamo	22·44	682
„ July 2	Korong Vale	Boort	17·86	682
„ „ 2	Colac	Camperdown ...	28·10	682
„ Aug. 1	Ballarat	Scarsdale	13·11	682
„ Sept. 3	Benalla	St. James ...	20·33	682
„ Oct. 1	Charlton	Wycheproof ...	16·47	682
„ Nov. 13	Traralgon	Heyfield ...	22·06	682
„ „ 16	Tallarook	Yea	23·69	682
„ Dec. 17	Everton	Myrtleford ..	16·56	682
1884—Feb. 12	Mitiamo	Pyramid Hill ...	12·59	682
„ „ 15	Branxholme	Henty	23·19	682
„ April 2	Braybrook Junction	Melton	15·64	682
„ June 16	Castlemaine	Maldon	10·24	682
„ Sept. 1	Henty	Casterton	8·90	682
„ „ 9	North Melbourne	Coburg	5·07	682
„ Oct. 25	Pyramid Hill	Kerang	24·54	682
1885—April 6	Race-course Junction	*Williamstown Race-course	0·69	860, 889, 962 & 1381
„ „ 10	Morwell	Boolarra	12·11	682
„ Sept. 8	Boolarra	Darlimurla ...	4·44	682
1886—Jan. 1	Lal Lal Station	*Lal Lal Race-course	2·00	821 and 1381
„ „ 7	Darlimurla	North Mirboo ...	3·61	682
„ April 1	Melton	Parwan	6·00	682
„ May 6	St. James	Yarrawonga ..	19·86	821 and 1381
„ „ 12	Murtoa	Warracknabeal ...	31·20	821 „ 1381
„ Nov. 15	Ballarat Cattle-yards Junction ...	*Ballarat Cattle-yards	2·92	821 „ 1381
„ Dec. 22	Gordon	Ballan	7·37	821 „ 1381
1887—Jan. 19	Dimboola	Serviceton ...	63·19	821 „ 1381
„ „ 19	North Creswick	Rocky Lead ...	12·65	821 „ 1381
„ Feb. 16	Parwan	Bacchus Marsh ...	2·54	821 „ 1381
„ March 18	Heyfield	Maffra	10·92	821 „ 1381
„ April 21	Wedderburn Junction ...	Wedderburn ...	4·86	821 „ 1381
„ „ 23	Camperdown	Terang	13·87	821 „ 1381
„ June 1	Rocky Lead	Daylesford Junction	10·46	821 „ 1381
„ „ 1	Lubeck	Rupanyup ...	9·77	821 „ 1381
„ Aug. 19	Tatura	Echuca	34·07	821 „ 1381
„ „ 25	Horsham	Noradjuha ...	19·95	821 „ 1381
„ Sept. 2	Brighton Beach	Sandringham ...	2·20	821 „ 1381
„ „ 24	Braybrook Junction	*Newport	4·29	821 „ 1381
„ Nov. 8	Maffra	Stratford	6·11	821 „ 1381
„ Dec. 19	Hawthorn	Kew	0·96	821 „ 1381
1888—May 8	Royal Park Junction	Clifton Hill ...	2·39	821 „ 1381
„ „ 8	Nicholson-street	Fitzroy	0·95	821 „ 1381
„ „ 8	Clifton Hill	Collingwood ...	0·90	821 „ 1381
„ „ 8	Clifton Hill	Alphington ...	2·35	682
„ „ 8	Alphington	Heidelberg ...	2·24	821 and 1381
„ „ 8	Moe Junction	Thorpdale ...	10·67	821 „ 1381
„ „ 8	Sale Junction	Stratford Junction ...	8·97	821 „ 1381
„ „ 8	Stratford	Bairnsdale ...	32·79	821 „ 1381
„ „ 15	Lilydale	Yarra Flats ...	7·35	821 „ 1381
„ Oct. 1	Numurkah	Nathalia	13·79	821 „ 1381
„ „ 1	Numurkah	Cobram	21·65	821 „ 1381
„ „ 1	Shepparton	Dookie	14·84	821 „ 1381
„ „ 1	Kilmore Junction	Kilmore	9·51	821 „ 1381
„ „ 1	Bendigo	Heathcote ...	27·64	821 „ 1381
„ „ 1	Pisgah Junction	Waubra	13·74	821 „ 1381
„ „ 1	Frankston	Mornington Junction	5·02	821 „ 1381
„ „ 1	Dandenong (Great Southern Junction)	Tooradin	15·91	821 „ 1381
„ Nov. 20	Inglewood	Dunolly	24·24	821 „ 1381
„ „ 20	Hamilton (Coleraine Junction) ...	Coleraine	23·01	821 „ 1381
		Carried forward ...	2179·32	

* Trains run only as required for traffic.

APPENDIX No. 24—*continued.*

STATEMENT SHOWING DATES OF OPENING AND LENGTH IN MILES OF THE DIFFERENT SECTIONS OF THE VICTORIAN RAILWAYS—*continued.*

Date of Opening.	From—	To—	Length in Miles.	Authorization Act. Number.
		Brought forward...	2179·32	
1889—March 1	Yarra Flats	Healesville ...	8·02	821 and 1381
,, Aug. 7	Maffra	Briagolong ...	11·79	821 ,, 1381
,, ,, 7	Irrewarra	Beeac	8·70	821 ,, 1381
,, Sept. 10	Mornington Junction	Mornington ...	7·67	821 ,, 1381
,, ,, 10	Mornington Junction	Hastings	8·09	821 ,, 1381
,, ,, 10	Wodonga	Huon-lane ...	14·07	821 ,, 1381
,, ,, 12	Ballarat East	Buninyong ...	6·84	821 ,, 1381
,, Oct. 8	Whittlesea Junction	Preston Reservoir ...	4·78	821 ,, 1381
,, ,, 8	Coburg	†Somerton	7·16	821 ,, 1381
,, Nov. 12	Yea	Molesworth ..	10·68	821 ,, 1381
,, Dec. 3	Heathcote	Tooborac	10·56	821 ,, 1381
,, ,, 4	Bacchus Marsh	Ballan	17·54	821 ,, 1381
,, ,, 4	Ringwood	Upper Fern Tree Gully	7·44	821 ,, 1381
,, ,, 17	Hastings	Stony Point ...	5·74	821 ,, 1381
,, ,, 23	Preston Reservoir	Whittlesea ...	17·29	821 ,, 1381
1890—Feb. 4	Terang	Mortlake	12·16	821 ,, 1381
,, ,, 4	Terang	Warrnambool ...	28·82	821 ,, 1381
,, ,, 4	Koroit	Warrnambool ...	9·36	821 ,, 1381
,, ,, 4	Koroit	Port Fairy ...	11·34	821 ,, 1381
,, March 17	Mount Moriac	*Wensleydale ...	10·92	821 ,, 1381
,, ,, 24	Burnley	†Oakleigh	6·29	821 ,, 1381
,, May 12	Warragul	Rokeby	8·12	821 ,, 1381
,, ,, 30	Kerang	Swan Hill... ...	35·16	821 ,, 1381
,, ,, 30	Camberwell	†Waverley Road ...	4·25	821 ,, 1381
,, June 17	Molesworth	Cathkin	2·74	821 ,, 1381
,, July 18	Huon-lane	Bolga	6·61	821 ,, 1381
,, Aug. 22	Kilmore	Toohorac	20·10	821 ,, 1381
,, ,, 22	Dunkeld	‡Koroit	48·99	821 ,, 1381
,, ,, 22	Hamilton	Penshurst ...	18·11	821 ,, 1381
,, Sept. 1	Murchison East	Rushworth ...	12·87	821 ,, 1381
,, ,, 16	Cathkin	Alexandra Road ...	4·41	821 ,, 1381
,, Oct. 10	Scarsdale	Linton	7·97	821 ,, 1381
,, ,, 17	Myrtleford	Bright	18·54	821 ,, 1381
,, Nov. 10	Cathkin	Merton	15·47	821 ,, 1381
,, ,, 11	Tooradin	Loch	23·53	821 ,, 1381
,, ,, 18	Ararat	Avoca	39·04	821 ,, 1381
1891—Jan. 15	Kyneton (Redesdale Junction) ...	Redesdale... ...	16·25	821 ,, 1381
,, March 24	Fairfield Park	†Riversdale (including ‡Canterbury loop line)	4·99	821 ,, 1381
,, ,, 24	Maldon (Laanecoorie Junction)	Shelbourne ...	9·89	821 ,, 1381
,, May 7	Merton	Maindample ...	13·86	821 ,, 1381
,, June 2	Loch	Korumburra ...	9·89	821 ,, 1381
,, ,, 5	Birregurra	Forrest	19·85	821 ,, 1381
,, July 23	Beechworth	Yackandandah ...	12·84	821 ,, 1381
,, ,, 24	Bolga	Tallangatta ...	5·02	821 ,, 1381
,, Oct. 6	Maindample	Mansfield... ...	8·64	821 ,, 1381
,, Nov. 23	Spencer Street	§Flinders St. (Viaduct)	0·76	821 ,, 1187
,, Dec. 17	Korumburra	Leongatha ...	9·19	821 ,, 1381
1892—Jan. 13	Leongatha	Port Albert ...	58·75	821 ,, 1381
,, March 18	Rokeby	Neerim South ...	5·36	1030 ,, 1300
,, April 5	Curdie's River Junction ...	Timboon	22·32	821 ,, 1381
,, ,, 6	Lancefield	†Kilmore	18·10	821 ,, 1381
,, Oct. 28	Korumburra	Coal Creek ...	0·89	1240 ,, 1255
,, Nov. 22	Dookie	Katamatite ...	17·02	1529
1893—Jan. 5	Warracknabeal	Beulah	21·92	1273
,, March 28	Donald	Birchip	32·30	1273
1894—March 6	Beulah	Hopetoun ...	16·01	1316
,, May 7	Korumburra (Jumbunna Junction)	Jumbunna ...	3·74	1240 and 1294
,, ,, 14	Bendigo Cattle-yards Junction ...	*Bendigo Cattle-yards	0·89	1030 ,, 1381
,, June 1	Korumburra (Strezlecki Junction)	Strezlecki... ...	2·25	1240 ,, 1294
,, ,, 19	Dimboola	Jeparit	21·59	1312
,, July 31	Natimuk (East Natimuk) ...	Goroke	28·32	1292
,, Aug. 7	Boort	Quambatook ...	21·96	1312
1895—March 8	Wycheproof	Sea Lake	47·89	1383
1896—Feb. 5	Jumbunna	Outtrim	2·40	1371 and 1420
,, Dec. 15	Nathalia	Picola	6·74	1293
1899—March 14	Wangaratta	¶Whitfield... ...	30·49	1492
,, Sept. 18	Birchip	Woomelang ...	26·45	1550
,, Nov. 2	Jeparit	Rainhow	18·47	1558
1900—March 1	Quambatook	Ultima	30·30	1555
,, Dec. 18	Upper Fern Tree Gully ...	¶Gembrook ...	18·22	1549
,, ,, 26	Bungaree	*Race-course ...	1·53	1682
1901—Oct. 21	Melbourne	Collingwood ...	2·22	1590
,, Nov. 13	Lilydale	Warburton ...	23·97	1589
1902—March 1	Colac	¶Beech Forest ...	29·66	1594 and 1760
,, June 5	Heidelberg	Eltham	8·35	1299
		Carried forward ...	3299·78	

* Trains run only as required for traffic. † See lines closed for traffic. ‡ Including portion since dismantled.
§ Opened for through passenger traffic, 17th December, 1894. ¶ 2-ft. 6-in. gauge.

APPENDIX No. 24—*continued.*

STATEMENT SHOWING DATES OF OPENING AND LENGTH IN MILES OF THE DIFFERENT SECTIONS OF THE VICTORIAN RAILWAYS—*continued.*

Date of Opening.	From—	To—	Length in Miles.	Authorization Act. Number.
		Brought forward ...	3299·78	
1903—Jan. 15	Woomelang	Hattah	68·79	1679
,, May 25	Hattah	Nowingi	11·94	1679
,, Sept. 30	Nowingi	Yatpool	16·19	1679
,, Oct. 27	Yatpool	Mildura	13·23	1679
,, Dec. 21	North Geelong Loop Line	*...	0·22	1884
1904—Jan. 1	Burrumbeet Race-course Junction	*Burrumbeet Race-course	1·14	1879
,, Feb. 7	Springvale Cemetery Line ...	*...	1·60	1763
,, Dec. 5	Northcote Loop Line	.. ..	0·13	1904
1905—Feb. 28	Strathmerton	Towards Tocumwal ...	8·20	1958
,, June 26	Welshpool	¶Welshpool Jetty ...	3·23	1911
	Stawell	*Grampians ...	15·84	
1906—May 7	St. Kilda	† Park Street, Middle Brighton	4·07	1956 and 1973
,, Dec. 22	Park Street, Middle Brighton ...	†Brighton Beach ...	1·06	2035
1908—July 9	Strathmerton	Tocumwal Extension	2·07	2078
1909—June 15	Rupanyup	Marnoo	15.38	2124
,, July 1	Ultima	Chillingollah ...	20·14	2144
,, Oct. 28	Alexandra Road	Alexandra	4·32	2104
1910—May 3	Moe	¶Walhalla	26·06	1691 and 2180
,, ,, 9	Nyora	Woolamai	16·79	2125
,, ,, 9	Woolamai	Powlett Coal Field ...	13·75	2221
,, July 4	Mildura	White Cliffs ...	6·92	1679
,, Dec. 1	Beeac	Cressy	11·36	2178
1911—June 20	Beech Forest	¶Crowes	14·24	2149
,, Sept. 25	Cressy	Newtown	24·49	2178
1912—June 25	Ouyen	Kow Plains ...	56.39	2179
,, ,, 25	Kow Plains	Murrayville ...	11·48	2290
,, ,, 25	Eltham	Hurst's Bridge ...	6·64	2217
1912—Sept. 24	Noradjuha	Toolondo	11·24	2222
,, Dec. 10	Jeparit	Lorquon	13·68	2224
1913—May 17	St. Kilda and Brighton Electric Tramway		·03	
,, Aug. 8	Gheringhap	Maroona	99·76	2220
1914—Jan. 28	Chillingollah	Manangatang ..	18·59	2418
,, May 28	Crowland	Navarre	22·87	2351
,, June 26	Raiohow	Nypo (towards) ...	10·59	2441
,, ,, 29	Sea Lake	Pier-Millan (towards)	17·68	2419
,, ,, 30	Benalla	Tatong	18·08	2349
,, Aug. 26	Rushworth	Colbinabbin ...	12·82	2350
1915—May 27	Swan Hill	Piangil	27·39	2417
,, July 29	Murrayville	South Australian Border	12·53	2424
,, Nov. 1	Hamilton	Cavendish ...	15·47	2434
,, ,, 10	Elmore	Cohuna	57·09	2433
1916—Jan. 17	Linton	Skipton	12·75	2442
,, April 10	Bairnsdale	Orbost	60·24	2223
,, June 13	Tallangatta	Shelley	22·86	2414
,, ,, 20	Heywood	Dartmoor ...	26·02	2424
,, ,, 27	Lorquon	Yanac-a-yanac ...	18·38	2547
		Total mileage ..	4,153·52	
Less mileage closed for Traffic at 30th June, 1916—		Miles.		
Dunkeld to Penshurst (Dismantled), 19th February, 1898 ...		15·87		
Lancefield to Kilmore		18·10		
Fawkner Cemetery to Somerton		5·28		
Oakleigh to Fairfield Park—				
Fairfield Park to Deepdene	3·34			
Ashburton to Oakleigh	2·37			
Canterbury Loop Line (Dismantled)	0·20			
		5·91		
Burnley to Waverley Road—				
Darling to Waverley Road		0·84		
Geelong Race-course Line (Dismantled 28th May, 1909) ...		1.96		
			47·96	
Total mileage open for Traffic at 30th June, 1916			4,105·56	

* Trains run only as required for traffic. † Electric Tramway, 5-ft. 3-in. gauge. ¶ 2-ft. 6-in. gauge.

NOTE.—All tracks to piers, wharfs, and ballast pits, and to the Great Morwell Coal Mine are not included in the length of lines opened for traffic as shown above, but are included in the mileage of sidings as shown in Appendix No. 14.

APPENDIX No. 25

RETURN OF PERSONS KILLED OR INJURED DURING TEN YEARS, FROM 1st JULY, 1906, TO 30th JUNE, 1916.

Year.	Passengers.						Number of Passengers Killed and Injured per Million carried due to causes beyond their own Control.		Employés while in the Execution of their Duty.						Employés proceeding to or from Duty within the Railway Boundary.		Persons Killed or Injured at Crossings.		Trespassers.		Miscellaneous.		Total.	
	Through causes beyond their own Control.		Through Contributory Negligence.		Solely through their own Action or Negligence.				Through causes beyond their own Control.		Through Contributory Negligence.		Solely through their own Action or Negligence.											
	Killed.	Injured.	Killed.	Injured.	Killed.	Injured.	Killed.	Injured.	Killed.	Injured.	Killed.	Injured.	Killed.	Injured.	Killed.	Injured.	Killed.	Injured.	Killed.	Injured.	Killed.	Injured.	Killed.	Injured.
1906–7	..	14	1	17	5	148	·000	·199	..	32	1	112	7	140	1	2	8	16	12	3	11	14	46	498
1907–8 (a)	45	434	..	33	2	170	·600	5·793	..	29	4	112	2	151	..	..	6	11	17	7	3	23	79	970
1908–9	..	9	..	19	5	136	·000	·111	..	12	2	101	8	131	1	...	5	9	22	19	2	15	45	451
1909–10	..	11	..	5	2	96	·000	·129	..	7	..	38	6	167	..	4	4	3	8	7	1	15	21	353
1910–11 (b)	10	526	..	..	8	99	·106	5·608	..	31	..	20	5	128	..	1	7	12	19	7	..	5	49	829
1911–12	..	13	..	1	9	116	·000	·124	..	44	..	12	23	134	3	11	9	13	19	11	4	7	67	362
1912–13 (c)	2	441	..	3	5	128	·001	3·953	1	15	1	10	4	90	...	..	10	12	13	12	..	12	36	723
1913–14	...	33	..	2	8	197	·000	·283	1	61	7	49	4	93	2	1	8	7	12	13	3	17	45	473
1914–15	...	40	..	3	6	182	·000	·341	2	36	4	51	4	53	2	2	9	18	18	7	3	17	48	409
1915–16	..	29	..	3	11	195	·000	·250	2	28	5	33	5	35	..	..	2	18	24	7	5	12	54	360
Totals	57	1,550	1	86	61	1,467	·005	1·451	6	295	24	538	68	1,122	9	21	68	119	164	93	32	137	490	5,428

This Return only includes casualties in connexion with Train Working and the movement of Rolling-Stock.

(a) Including Sunshine accident. (b) Including Richmond accident. (c) Including West Melbourne accident.

APPENDIX No. 26.

RETURN OF TRAFFIC AT EACH STATION.

STATIONS.	PASSENGERS. Outwards. Number of Passenger Journeys.	PASSENGERS. Outwards. Revenue.	PARCELS. Outwards. Revenue.	HORSES, CARRIAGES, AND DOGS. Outwards. Revenue.	GOODS. Outwards. Tons.	GOODS. Inwards. Tons.	GOODS. Outwards. Revenue.	LIVE STOCK. Outwards. Number of Trucks. Horses.	Cattle.	Sheep.	Pigs.	LIVE STOCK. Inwards. Number of Trucks. Horses.	Cattle.	Sheep.	Pigs.	LIVE STOCK. Outwards. Revenue.	TOTAL OUTWARDS TRAFFIC REVENUE.
		£ s. d.	£ s. d.	£ s. d.			£ s. d.									£ s. d.	£ s. d.
Melbourne—Spencer-st., Country ..	2,183,789	418,532 17 7	97,145 10 11	2,519 3 8	563,843	728,911	538,269 15 4	814	50	33	35	260	65	44	1,628	2,362 1 6	1,058,829 9 0
Melbourne—Spencer-st., Suburban	1,137,233	15,943 19 1	..	..	..	..	..	..	..	..	..	..	..	..	..	..	15,943 19 1
Melbourne and Bendigo Line.																	
North Melbourne	1,133,598	11,341 15 10	1,138 6 7	29 2 8	..	..	..	..	..	..	..	..	..	..	..	..	12,509 5 1
Arden-street	..	..	..	..	24,441	100,376	4,834 8 0	..	..	..	..	..	..	..	..	..	4,834 8 0
Middle Footscray	314,622	2,514 0 3	44 5 5	3 5 6	..	..	..	..	..	..	..	..	..	..	..	..	2,561 11 2
West Footscray	357,182	3,045 14 6	517 6 3	12 3 0	74,145	19,765	10,744 13 0	..	..	..	..	..	..	..	..	0 8 0	14,320 4 9
Tottenham	52,307	418 0 8	0 8 5	..	..	3	..	..	..	..	..	..	..	..	..	..	418 4 1
Sunshine	208,270	5,906 17 0	1,038 9 4	2 17 3	19,054	26,357	15,905 1 3	..	4	..	..	..	4	..	..	10 3 2	22,953 8 0
Sunshine—Building Tickets (Free)	900	..	..	..	..	..	..	..	..	..	..	..	..	..	..	..	..
Albion	236	5 19 9	30 8 4	0 7 0	111,721	1,429	10,176 7 4	..	..	..	..	..	..	..	..	..	10,222 2 5
St. Albans	41,162	746 17 1	..	0 14 5	20,014	1,267	2,358 9 0	..	..	..	..	..	2	2	..	..	3,106 0 6
Sydenham	8,184	271 14 2	31 10 11	7 16 6	2,483	856	391 3 0	3	3	..	..	6	..	30	..	11 13 3	713 17 10
Digger's Rest	8,319	370 2 11	45 17 11	2 12 6	3,328	1,205	598 10 5	6	3	72	..	6	4	32	4	231 18 4	1,249 2 1
Sunbury	34,503	1,994 7 3	177 16 7	16 1 6	2,534	4,702	891 13 1	70	134	408	24	40	86	79	1	1,619 6 9	4,699 5 2
Lancefield Junction	6,632	513 18 5	42 13 1	8 14 0	601	261	233 19 2	16	64	144	..	5	28	59	..	603 12 3	1,462 17 8
Riddell	8,253	681 6 3	104 12 1	4 8 9	2,744	1,128	709 3 3	7	15	58	..	4	6	28	..	184 2 1	1,683 12 5
Gisborne	10,817	1,082 1 5	141 13 5	9 17 9	5,027	1,588	1,282 18 1	19	25	97	4	14	44	76	3	269 10 5	2,786 1 1
Macedon	21,111	1,407 15 2	381 14 1	21 4 10	3,990	2,054	724 14 7	5	2	..	..	3	3	..	..	18 2 1	2,553 10 9
Woodend	28,013	2,441 0 4	203 7 5	39 13 3	5,010	5,894	1,664 6 1	33	51	82	1	18	28	34	3	442 13 1	4,791 0 2
Carlsruhe	3,562	195 15 10	9 13 8	0 3 6	191	66	68 18 1	4	2	19	..	..	1	5	..	55 11 0	330 2 1
Kyneton	45,873	5,547 7 4	735 0 8	148 17 8	9,461	10,788	3,637 0 1	51	193	286	38	40	85	276	17	1,266 2 9	11,334 8 6
Redesdale Junction	1,036	140 8 4	20 18 1	1 7 3	424	618	131 11 3	..	..	..	..	..	..	..	..	..	294 4 11
Malmsbury	12,423	986 17 7	86 5 6	1 12 0	966	691	346 7 0	33	21	43	2	20	18	46	1	259 13 1	1,680 15 2
Taradale	6,664	380 11 7	53 4 6	0 10 6	856	252	184 0 11	..	..	..	..	..	..	..	..	..	618 7 6
Elphinstone	5,897	380 11 4	40 2 4	2 4 6	2,011	368	552 6 3	7	7	26	4	2	15	17	..	161 6 0	1,136 9 5
Chewton	8,559	589 0 0	61 9 7	0 11 9	219	351	155 9 10	..	..	..	..	..	..	14	..	..	806 17 2
Castlemaine	92,758	12,261 5 7	869 2 2	28 1 3	5,927	22,151	5,285 18 8	17	38	14	2	11	29	96	30	122 9 10	18,566 17 6
Barker's Creek	..	..	..	..	249	105	23 9 0	..	..	..	..	..	..	..	..	..	23 9 0
Harcourt	15,018	767 2 11	71 10 0	0 2 0	7,596	7,181	3,760 14 8	2	..	..	..	1	3	2	5	4 6 0	4,604 4 7
Ravenswood	3,725	294 2 0	24 5 3	3 13 0	1,307	18,112	255 17 11	1	2	24	..	..	32	25	1	80 4 2	658 2 4
Kangaroo Flat	7,919	626 10 3	73 7 0	0 19 9	465	390	286 10 4	1	..	..	..	..	..	..	..	5 1 8	992 18 0
Golden Square	15,000	1,779 17 7	138 9 0	2 19 6	2,463	7,877	751 1 7	..	..	..	..	..	..	..	223	..	2,672 7 8
Bendigo	216,443	48,104 0 1	3,820 12 8	378 6 6	33,525	89,117	26,722 18 6	248	398	1,393	57	276	1,199	1,886	130	3,628 0 0	77,662 17 9
Bendigo Brick and Tile Coy.'s Siding	..	..	..	..	710	..	34 9 6	..	..	..	..	..	..	..	..	..	34 9 6
Lancefield Line.																	
Bolinda	925	84 9 7	15 3 4	0 4 0	1,311	164	347 15 8	5	27	56	..	1	10	22	..	154 7 4	601 19 11
Monegatta	1,054	94 8 4	14 15 7	0 3 0	398	222	120 14 5	..	..	..	..	..	..	..	..	..	230 1 4
North Monegatta	496	48 8 3	7 9 11	..	7	3	9 2 10	..	..	..	..	..	..	..	..	..	65 1 0
Romsey	6,455	818 2 6	88 13 0	12 7 0	4,574	1,290	1,406 18 1	9	19	75	12	7	19	53	..	205 3 11	2,531 4 6
Lancefield	6,439	938 4 11	87 16 7	4 16 6	6,066	1,421	1,895 4 9	10	28	170	7	7	19	72	..	424 18 3	3,351 1 0

DAYLESFORD LINE.																	
Tylden	2,580	217 2 2	12 0 0	4 8 9	981	245	272 16 10	6	12	50	..	4	4	12	..	159 11 11	665 19 8
Fern Hill	2,691	325 18 1	45 1 2	1 1 3	4,351	570	1,515 18 1	..	..	..	..	..	..	..	..	..	1,887 18 7
Trentham	10,230	1,128 18 0	98 15 9	22 17 0	4,635	2,113	1,991 5 0	6	16	8	1	1	7	20	1	77 3 11	3,318 19 8
Lyonville	4,094	195 0 4	22 13 8	0 7 6	2,365	190	135 12 5	..	..	..	..	..	..	..	..	..	653 13 6
Hullarto	5,296	280 1 7	13 2 5	0 7 0	4,333	270	1,063 2 10	3	3	..	..	2	..	1	..	39 18 6	1,396 12 4
Musk	2,979	95 0 10	6 14 11	0 0 6	1,212	156	518 18 6	..	..	..	..	1	..	..	..	..	620 14 9
Daylesford	25,863	4,074 0 2	378 4 8	28 15 8	5,511	7,461	2,346 3 9	19	16	6	11	18	30	52	9	94 7 4	6,921 11 7
Woodburn	83	2 18 6	0 0 6	..	107	320	56 18 5	..	..	..	..	..	..	..	..	..	59 17 5
Sailor's Falls	1,047	40 11 10	6 12 1	0 4 6	884	13	231 15 7	..	..	..	..	..	..	..	..	..	279 4 0
Leonard	3,010	194 4 3	25 2 9	0 9 0	4,213	188	844 16 6	2	..	..	..	5	..	..	..	10 5 0	1,073 17 6
Wombat	1,193	66 0 2	2 4 5	0 1 3	4,300	54	733 3 11	..	..	..	..	..	..	..	..	..	801 9 9
Rocklyn	1,973	109 16 4	12 16 11	0 7 6	816	114	133 2 2	..	..	1	..	..	..	..	..	0 17 6	257 0 5
Newlyn	2,956	252 1 6	25 16 2	3 16 0	10,260	1,492	4,882 4 11	23	47	73	11	9	14	23	..	358 3 10	5,522 2 5
Kingston	4,481	307 8 1	21 13 6	0 12 6	3,539	581	1,658 1 8	1	1	..	..	1	..	..	..	6 8 2	1,994 3 11
Allendale	11,337	619 2 9	52 18 11	2 13 6	3,371	2,438	1,658 1 9	16	60	122	41	14	6	20	5	392 15 11	2,725 12 10
Broomfield	4,184	132 19 10	6 17 9	0 6 0	..	16	2 16 6	..	..	..	..	..	..	..	..	.	143 0 1
REDESDALE LINE.																	
Edgecombe	115	3 18 7	0 11 6	..	20,681	33	2,074 10 9	..	..	..	..	..	..	..	..	..	2,079 0 1
Green Hill	476	11 1 10	2 6 9	..	2	11	5 4 2	..	..	..	..	..	..	..	..	..	18 12 9
East Metcalfe	204	10 12 9	8 4 1	..	285	41	109 15 0	..	..	..	..	..	..	..	..	..	128 11 10
Emberton	107	5 8 0	0 17 1	..	128	1	24 16 2	..	..	..	..	..	..	..	..	..	31 1 8
Barfold	423	27 9 11	8 1 6	4 5 0	1,155	93	307 14 11	1	1	46	..	..	..	11	..	132 8 9	480 0 1
Redesdale	1,539	193 11 7	41 13 0	0 3 6	2,849	323	930 14 5	..	..	49	1	3	15	25	..	112 7 5	1,278 9 11
SHELDOURNE LINE.																	
Muckleford	723	24 0 4	3 6 5	0 0 9	280	216	163 16 0	..	..	..	..	..	..	6	..	2 11 0	193 14 6
Maldon	18,945	2,006 16 10	170 2 9	16 14 9	1,500	2,475	844 2 5	4	2	8	..	4	6	21	..	24 13 6	3,062 10 3
Bradford	5	0 3 4	..	..	..	..	..	..	..	..	..	..	..	.	..	..	0 3 4
Shelbourne	378	98 12 8	14 9 0	0 2 0	8,627	1,200	3,639 18 3	..	..	2	..	..	..	..	..	7 16 0	3,700 17 11
CASTLEMAINE–MARYBOROUGH LINE.																	
Campbell	3,862	128 16 1	25 6 3	0 2 0	521	336	289 6 6	..	..	..	..	..	..	..	..	..	443 10 10
Guildford	10,524	416 6 11	25 3 2	0 15 0	326	437	212 11 6	.	1	2	..	..	.	16	..	1 18 6	656 15 1
Strangway	2,467	139 4 4	29 2 7	0 5 6	15	8	25 17 4	.	..	..	..	.	.	..	..	..	194 9 9
Newstead	8,910	849 12 5	109 10 6	59 8 0	1,182	828	862 0 11	10	5	46	9	8	34	42	1	186 6 6	2,066 17 10
Joyce's Creek	1,030	78 3 10	12 16 3	0 2 0	769	115	305 4 7	1	3	..	..	1	3	10	..	7 11 5	403 18 1
Moolort	1,085	235 10 8	12 15 2	0 14 0	3,816	354	1,652 15 8	2	1	..	1	5	2	11	..	10 17 2	1,912 12 8
Carisbrook	7,199	653 17 10	38 12 1	4 16 6	8,447	363	2,651 6 4	8	12	32	13	2	25	68	..	152 3 4	3,500 16 1
Maryborough	43,961	9,272 10 2	813 9 0	46 11 3	9,812	12,865	5,961 13 8	45	19	3	3	43	33	24	3	176 11 1	16,270 15 2
MARYBOROUGH–MILDURA LINE.																	
Simson	1,317	26 1 3	..	..	..	..	..	..	..	..	..	..	..	..	..	..	26 1 3
Havelock	3,575	81 17 7	7 0 6	0 2 6	559	1,135	217 8 0	..	1	..	..	..	..	..	..	1 13 6	308 2 1
Bet Bet	5,004	178 15 11	20 0 4	0 15 0	1,690	571	820 11 1	..	..	..	..	..	..	..	..	1 7 8	1,021 10 0
Dunolly	10,853	1,629 2 6	127 5 9	5 7 3	5,906	2,264	2,239 15 3	10	10	5	..	6	..	26	..	77 0 3	4,078 11 0
Goldsborough	1,245	58 4 4	12 8 7	0 4 6	1,714	199	522 17 8	..	..	..	..	..	..	..	..	..	593 15 1
Bealiba	6,602	964 18 11	56 17 7	1 16 6	16,292	1,597	6,642 8 2	7	5	19	..	6	1	35	..	72 18 4	7,738 19 6
Maffescioni's Siding	..	..	..	..	1,629	18	715 1 11	..	..	..	..	..	..	..	..	.	715 1 11
Emu	1,813	256 13 2	12 3 4	0 11 9	8,233	514	3,795 7 0	..	..	2	..	1	..	33	..	3 0 10	4,067 16 1
Carapooee	757	163 12 5	11 16 0	..	7,214	349	3,406 0 1	..	1	..	..	..	5	2	.	..	3,581 8 6
St. Arnaud	14,430	5,113 1 5	399 1 9	34 7 0	10,616	7,691	6,757 2 0	37	46	50	..	36	26	132	2	482 0 1	12,785 12 6
Sutherland	624	73 7 10	5 0 11	0 10 0	9,585	596	5,087 2 6	1	1	11	.	2	3	9	.	55 1 0	5,221 2 3
Swanwater	249	16 10 4	0 0 10	..	7,241	246	3,851 13 4	..	..	..	..	1	2	5	..	..	3,868 4 6
Cope Cope	1,784	363 14 6	21 2 6	2 3 0	6,067	1,362	3,216 7 9	5	..	19	..	15	6	60	..	97 11 9	3,700 19 6
Donald	8,667	2,896 14 2	261 8 0	29 5 3	14,790	6,915	8,381 8 3	71	40	63	..	70	37	119	..	640 7 11	12,209 3 7
Lake Buloke	56	21 0 8	.	..	627	50	343 13 8	..	..	..	.	..	..	..	..	0 19 0	365 19 4
Litchfield	953	116 5 6	5 12 9	0 5 0	5,741	863	3,277 11 11	2	..	17	..	11	7	31	..	37 1 0	3,436 16 2
Massey	358	49 19 0	1 4 1	..	2,437	174	1,384 1 7	..	..	8	..	5	..	13	..	8 6 0	1,448 10 8
Watchem	2,940	763 13 7	55 6 7	2 17 0	4,047	2,200	2,482 3 11	21	29	54	..	19	18	47	..	392 15 10	3,696 16 11
Morton Plains	329	69 4 4	1 18 0	..	2,950	199	1,727 13 3	..	..	1	..	2	25	23	..	6 12 0	1,805 7 7
Birchip	5,403	2,133 1 6	206 14 7	18 11 9	6,909	3,998	4,186 5 4	45	63	27	1	76	106	151	..	563 2 0	7,107 15 2
Karyrie	81	19 16 8	1 18 8	..	1,316	77	723 19 0	2	..	..	..	10	..	2	..	1 11 0	747 5 4
Kinnabulla	498	60 10 7	5 12 5	0 3 0	5,246	259	3,055 5 1	8	..	..	..	3	1	2	..	14 9 11	3,136 1 0
Curyo	773	161 16 7	10 1 8	0 5 6	3,769	522	2,241 6 9	2	..	12	..	5	1	22	..	36 0 0	2,449 10 6
Watchupga	893	148 9 7	10 2 2	1 5 3	4,312	515	2,626 2 11	7	..	6	..	9	8	7	..	40 10 5	2,826 10 4

APPENDIX No. 26.—RETURN OF TRAFFIC AT EACH STATION—*continued.*

STATIONS.	PASSENGERS. Outwards. Number of Passenger Journeys.	PASSENGERS. Outwards. Revenue.	PARCELS. Outwards. Revenue.	HORSES, CARRIAGES, AND DOGS. Outwards. Revenue.	GOODS. Outwards. Tons.	GOODS. Inwards. Tons.	GOODS. Outwards. Revenue.	LIVE STOCK. Outwards. Number of Trucks. Horses.	Cattle.	Sheep.	Pigs.	LIVE STOCK. Inwards. Number of Trucks. Horses.	Cattle.	Sheep.	Pigs.	LIVE STOCK. Outwards. Revenue.	TOTAL OUTWARDS TRAFFIC REVENUE.
		£ s. d.	£ s. d.	£ s. d.			£ s. d.									£ s. d.	£ s. d.
MARYBOROUGH-MILDURA LINE—*continued.*																	
Woomelang	5,024	1,423 5 6	109 9 4	18 13 9	5,822	1,540	3,728 14 4	18	28	23	..	27	16	11	..	162 9 2	5,442 12 1
Lascelles	1,456	496 3 2	28 4 1	3 10 6	3,609	828	2,292 16 9	6	..	2	..	4	2	8	..	17 14 0	2,838 8 6
Gama	116	50 1 6	1 4 1	..	1,683	407	1,038 3 5	..	..	..	..	2	..	..	..	2 15 0	1,092 4 0
Turriff	795	215 3 6	5 10 6	0 3 6	2,719	642	1,693 12 2	2	1	..	..	6	3	..	..	6 2 4	1,920 12 0
Speed	1,070	311 16 6	27 14 3	0 3 3	1,886	1,019	1,200 17 2	13	7	1	..	15	4	11	..	51 19 5	1,592 10 7
Tempy	1,167	266 18 7	8 10 9	0 3 9	4,295	938	2,713 19 9	..	1	..	..	4	3	1	..	4 0 5	2,993 13 3
Austral Gypsum Siding ..	..	..	..	..	605	47	366 13 10	..	..	..	..	..	..	..	..	..	366 13 10
Nunga	221	75 3 5	0 1 10	..	4,329	494	2,772 2 3	..	..	..	..	..	..	..	..	0 14 3	2,848 1 9
Guyes	10,800	3,633 19 7	204 5 3	10 16 6	4,069	3,617	2,705 18 6	30	36	12	..	64	20	15	..	198 4 10	6,753 4 8
Kia	2	0 15 0	..	..	2,567	344	1,640 16 11	..	..	..	..	..	..	..	..	..	1,641 11 11
Hattah	194	66 14 4	19 9 4	0 7 3	3,102	9	272 1 10	..	6	150	..	..	2	107	..	490 0 0	848 12 9
Nowingi	50	12 10 7	23 14 7	0 1 6	..	4	0 13 7	..	..	..	..	..	..	..	..	..	37 0 3
Carwarp Siding	956	183 18 5	7 12 10	0 9 0	1,347	2,743	884 6 2	4	1	..	..	14	..	..	..	8 14 7	1,085 1 0
Yatpool	632	120 2 11	4 14 7	..	2,268	578	600 3 3	2	3	..	..	4	4	..	..	20 1 9	745 2 6
Irymple	2,022	1,708 14 7	48 17 6	2 10 0	8,407	4,735	12,866 18 6	3	2	..	..	12	..	..	..	10 18 8	14,637 19 3
Mildura	11,655	10,222 8 3	769 7 10	139 15 4	9,973	13,216	14,031 17 8	41	52	154	..	47	8	32	..	1,645 19 6	26,869 8 7
MILDURA-WHITE CLIFFS LINE.																	
Merbein	1,212	152 2 7	32 18 7	0 1 0	4,097	5,658	6,251 4 5	4	3	..	..	9	3	..	..	15 4 0	6,451 10 7
MARYBOROUGH-ARARAT LINE.																	
Adelaide Lead	433	33 4 6	2 3 10	..	..	..	0 1 0	..	..	..	..	..	..	..	..	..	35 9 4
Bung Bong	388	17 7 9	5 0 3	0 3 0	1,981	48	588 11 9	..	1	..	..	..	..	1	..	0 11 9	611 14 6
Homebush	1,243	84 2 7	5 11 0	..	965	37	320 13 11	..	..	..	..	..	..	..	..	..	410 7 6
Avoca	5,458	1,130 2 9	97 4 10	5 5 3	8,691	2,299	3,745 12 10	4	22	36	1	3	18	115	..	145 8 11	5,123 14 7
Amphitheatre	1,849	152 15 5	16 14 3	0 8 6	6,111	482	1,604 11 4	..	..	3	..	..	..	2	..	5 11 7	1,780 1 1
Elmhurst	1,846	352 14 3	29 4 0	2 8 3	1,666	513	885 8 3	4	4	23	11	..	6	5	..	79 17 3	1,349 12 0
Eversley	74	6 13 8	0 4 7	..	715	73	221 13 3	..	2	..	2	..	..	..	3	5 4 3	233 15 9
Ben Nevis	1,016	124 0 9	14 13 1	0 14 6	3,323	160	697 15 9	..	..	..	..	..	..	..	..	..	837 4 1
Dunueworthy	297	18 6 7	..	..	6,029	102	848 0 7	..	..	..	..	..	..	..	..	..	866 7 2
Warra Yadin	131	4 12 5	0 2 1	..	152	51	96 15 8	..	..	..	..	..	..	..	..	..	101 10 2
NAVARRE LINE.																	
Crowland	821	79 12 6	10 6 3	0 1 6	2,774	223	1,144 9 7	1	..	1	3	..	..	4	..	6 10 6	1,241 0 4
Joel	405	51 16 4	4 2 6	0 8 0	3,051	241	1,304 19 6	..	..	..	..	..	..	..	..	..	1,361 6 4
Landsborough	843	143 2 1	12 17 6	10 12 3	7,264	560	2,909 5 0	..	1	4	..	..	12	1	..	5 2 9	3,080 19 7
Tulkara	90	11 13 10	2 15 7	13 13 6	3,408	196	1,749 17 0	2	..	..	..	..	..	10	..	6 2 0	1,784 1 11
Navarre	881	242 9 10	12 18 11	5 17 9	17,268	1,422	6,538 15 4	1	2	..	..	4	10	3	..	7 3 6	6,807 5 4
BALLARAT-MARYBOROUGH LINE.																	
Selkirk Siding	..	..	..	..	4,523	120	795 4 9	..	..	..	..	..	..	..	..	..	795 4 9
Wauhra Junction	2,647	74 1 9	4 2 0	0 6 3	..	..	..	..	..	..	..	..	..	..	..	..	78 10 0
Sulky..	3,249	65 1 7	4 10 2	0 3 6	2	16	3 17 1	..	..	..	..	..	..	..	..	..	73 11 4

Ballarat-Maryborough Line—*continued.*																	
Bald Hills	4,000	88 12 9	1 2 10	0 3 6	..	1	0 7 0	..	..	..	..	..	..	..	..	90 6 1
Creswick	44,944	1,952 10 7	115 2 7	8 17 3	730	1,555	258 11 9	..	2	..	4	3	1	1	3	9 10 6	2,344 12 8
North Creswick	14,422	742 2 0	30 5 2	1 11 0	182	166	79 9 2	..	2	..	..	1	2	..	..	4 7 3	866 14 7
Tourello	1,069	99 0 11	14 11 7	0 6 0	328	217	174 5 7	3	3	58	..	4	2	69	..	125 17 1	414 1 2
Clunes	10,589	1,398 19 1	117 16 10	6 19 9	1,863	2,138	1,292 19 9	36	62	144	29	14	32	43	2	491 2 4	3,307 17 9
Talbot	21,044	1,083 4 11	110 9 11	2 9 6	2,132	1,019	874 19 3	11	3	34	4	10	13	7	..	107 5 2	2,178 8 9
Daisy	260	17 4 1	1 5 9	..	8	..	..	..	..	..	..	..	..	..	..	..	18 9 10
Waubra Line.																	
Pisgah	245	9 2 9	0 10 2	..	1	..	1 16 9	..	..	..	..	..	..	..	..	1 11 0	13 0 8
Midas	1,510	37 19 7	0 9 4	..	165	118	74 14 5	..	..	..	..	..	..	..	..	2 13 0	115 16 4
Blowhard	4,748	260 13 5	17 7 6	0 4 6	5,365	2,763	1,980 5 3	7	7	13	3	2	2	1	..	57 7 2	2,315 17 10
Learmonth	4,144	287 18 11	19 18 1	0 8 0	3,105	737	1,310 15 11	..	1	..	..	1	..	..	..	6 14 2	1,625 15 1
North Learmonth	2,149	97 2 8	..	..	..	..	..	..	..	..	..	..	..	..	..	..	97 2 8
Addington	2,510	134 16 3	36 9 6	0 4 3	1,066	105	410 16 2	1	1	1	..	..	1	2	..	1 16 7	584 2 9
Waubra	6,115	578 4 0	108 17 2	7 9 9	7,210	915	2,786 15 7	12	62	86	..	10	13	101	..	235 12 4	3,716 18 10
Dunolly-Inglewood Line.																	
Painswick	41	3 17 11	0 0 9	..	2,213	1	433 15 2	..	..	..	..	..	..	..	..	..	437 13 10
Laurie	35	2 0 7	2 14 6	..	3,099	2	685 19 4	..	..	..	..	..	..	..	..	..	690 14 5
Tarnagulla	1,761	275 13 3	42 4 9	1 1 9	6,918	1,269	1,991 13 8	..	..	..	..	..	..	..	..	..	2,310 13 5
Llanelly	392	34 10 0	10 10 2	0 7 6	3,979	291	1,322 11 0	..	..	..	..	..	..	..	..	..	1,367 18 8
Arnold	265	20 6 10	6 10 6	0 2 0	4,093	274	1,622 15 4	..	..	7	..	..	..	3	..	9 12 6	1,659 7 2
Bullabul	96	4 3 5	0 12 11	..	751	59	250 10 4	..	..	..	..	..	..	..	..	0 8 6	255 15 2
Murrayville Line.																	
Tiega	153	44 16 6	1 13 8	..	1,057	200	649 4 5	..	..	..	..	1	..	..	..	1 9 0	697 3 7
Galah	689	77 10 6	6 7 7	0 10 0	4,456	692	2,848 15 6	1	..	..	..	7	..	..	..	6 11 1	2,939 14 8
Walpeup	1,043	305 4 4	56 4 11	2 7 6	5,223	1,935	3,339 8 11	4	..	1	..	35	7	6	..	17 1 1	3,780 6 9
Nyang	504	80 8 11	5 1 11	0 4 6	2,337	1,096	1,572 4 9	..	..	..	..	..	..	..	..	3 14 6	1,661 14 7
Underbool	1,408	395 11 9	20 7 3	1 6 3	4,984	1,606	3,365 13 9	2	11	..	..	18	6	5	..	48 17 6	3,831 16 6
Linga	994	206 17 6	9 3 11	0 1 0	2,779	942	1,872 17 0	..	4	1	..	11	6	2	..	16 15 7	2,105 15 0
Boinka	716	193 11 2	11 0 11	0 5 9	2,839	847	1,941 7 7	1	6	1	..	15	1	1	..	30 14 1	2,176 19 6
Tntye	753	201 17 10	6 10 9	0 0 6	3,703	923	2,456 5 9	10	1	..	..	27	2	..	..	18 18 8	2,683 13 6
Cowangie	790	223 1 5	15 12 6	0 7 6	3,836	1,126	2,517 4 2	4	2	..	..	13	1	..	..	24 17 0	2,781 2 7
Danyo	175	31 3 3	1 18 11	..	3,119	548	2,178 2 3	..	..	..	..	..	..	..	..	1 19 0	2,212 18 5
Murrayville	1,753	483 18 7	42 15 1	1 6 0	3,307	2,285	2,326 7 10	16	17	8	..	21	2	8	..	206 5 1	3,060 12 7
Murrayville-Pinnaroo Line.																	
Carina	120	31 10 4	0 13 2	..	2,272	767	1,394 15 2	..	..	..	..	..	..	..	..	1 18 0	1,428 16 8
Panitya	87	5 9 5	2 8 5	..	3,807	1,091	2,036 18 6	..	..	..	..	..	..	..	..	..	2,044 16 4
Bendigo-Echuca Line.																	
White Hills Siding	..	..	..	..	9,879	54	1,270 16 8	..	..	..	..	..	..	..	..	..	1,270 16 8
Epsom	2,424	135 1 7	7 1 2	0 5 6	1,235	1,054	860 13 0	..	..	..	..	..	..	..	..	..	1,003 1 3
Huntly	1,447	86 7 0	4 12 5	25 18 8	259	200	103 7 10	..	..	..	..	..	..	..	..	6 8 6	226 14 5
Bagshot	1,307	87 15 7	4 6 5	0 6 0	3,183	163	615 15 8	..	..	..	..	..	..	7	..	..	708 4 2
Wellsford	633	40 5 2	1 5 8	..	915	17	183 1 8	..	..	..	..	..	..	..	..	..	224 12 6
Goornong	5,630	593 17 1	42 6 7	4 12 9	8,337	1,434	3,424 11 5	5	53	125	4	9	..	59	..	240 19 2	4,306 7 0
Avonmore	1,412	117 0 1	8 3 9	0 5 3	3,624	351	1,082 3 10	..	..	..	..	1	2	1	..	..	1,207 12 11
Elmore	15,865	2,506 6 3	151 0 11	51 0 6	9,384	5,816	4,242 15 4	41	77	129	4	39	55	120	..	448 19 0	7,400 2 0
Rochester	17,259	3,638 4 11	388 5 5	96 1 6	9,953	8,408	5,407 7 4	67	182	291	41	51	133	236	2	1,664 8 11	11,254 8 1
Strathallan	994	159 18 9	48 16 8	1 4 6	7,775	678	3,903 2 1	..	..	..	..	..	..	..	..	0 10 6	4,113 18 6
Echuca	25,820	7,736 4 9	413 17 6	75 5 9	25,401	17,225	19,932 16 1	206	404	598	52	210	600	1,066	32	3,709 19 5	31,868 3 6
Bendigo-Sea Lake Line.																	
California Gully	7	0 4 4	..	..	1,503	29,157	727 12 7	..	..	..	..	..	..	..	..	..	727 16 11
Eaglehawk	13,505	1,075 3 6	199 18 4	4 9 6	2,118	16,856	846 4 9	1	1	..	..	2	..	..	..	2 6 3	2,128 2 4
Marong	3,347	215 9 10	23 17 10	1 0 6	1,943	547	856 15 0	..	2	..	..	1	5	3	..	0 14 6	1,097 17 8

APPENDIX No. 26.—RETURN OF TRAFFIC AT EACH STATION—*continued.*

STATIONS.	PASSENGERS. Outwards. Number of Passenger Journeys.	PASSENGERS. Outwards. Revenue.	PARCELS. Outwards. Revenue.	HORSES, CARRIAGES, AND DOGS. Outwards. Revenue.	GOODS. Outwards. Tons.	GOODS. Inwards. Tons.	GOODS. Outwards. Revenue.	LIVE STOCK. Outwards. Number of Trucks. Horses.	Cattle.	Sheep.	Pigs.	LIVE STOCK. Inwards. Number of Trucks. Horses.	Cattle.	Sheep.	Pigs.	LIVE STOCK. Outwards. Revenue.	TOTAL OUTWARDS TRAFFIC REVENUE.
		£ s. d.	£ s. d.	£ s. d.			£ s. d.									£ s. d.	£ s. d.
BENDIGO—SEA LAKE LINE—*continued.*																	
Leichardt	883	61 16 3	4 13 7	..	3,870	420	1,048 3 5	..	1	..	..	1	2	..	..	1 8 9	1,116 2 0
Derby	1,096	90 2 2	7 19 2	0 6 3	4,778	676	743 19 8	..	5	32	..	..	4	42	..	62 13 11	905 1 2
Bridgewater	6,116	785 18 4	52 4 3	4 12 9	17,278	15,869	7,775 0 11	17	97	158	1	22	67	171	..	551 1 1	9,169 6 4
Inglewood	10,246	1,750 7 7	163 12 5	6 16 6	3,449	2,142	1,594 8 0	2	8	4	..	3	6	24	..	20 13 9	3,535 18 3
Kurting	637	62 15 11	7 11 6	0 3 9	5,228	163	1,596 8 9	..	1	14	..	..	..	22	..	50 14 0	1,717 13 11
Glenalbyn	675	63 13 9	15 1 3	0 2 9	1,906	116	547 2 10	..	..	..	..	..	..	..	..	3 2 3	629 2 10
Wedderburn Junction	3,339	704 0 3	37 10 1	1 3 0	2,082	176	816 10 3	..	..	1	..	5	6	26	..	1 6 0	1,550 9 7
Korong Vale	5,454	1,213 14 10	83 1 4	9 3 9	5,068	2,152	2,415 13 2	9	47	39	..	9	18	50	1	204 2 3	3,925 15 4
Wychitella	1,200	208 8 5	12 16 5	2 1 0	3,952	670	2,038 7 10	10	6	12	..	2	3	16	1	88 2 0	2,244 15 8
Buckrabanyule	1,152	231 12 3	15 19 6	1 18 6	2,604	650	1,312 4 3	7	..	12	..	4	..	14	..	45 3 11	1,606 18 5
Barrakee	667	115 6 0	14 10 3	0 0 6	2,520	441	1,180 4 7	1	..	2	..	2	..	10	..	12 9 0	1,322 10 4
Charlton	4,988	1,626 13 6	171 13 10	11 19 0	9,298	4,342	5,417 9 8	10	18	44	1	19	16	53	..	242 2 9	7,469 18 9
Teddywaddy	327	17 12 6	3 2 11	0 5 0	1,508	290	822 19 2	..	..	..	..	..	..	..	..	..	843 19 7
Glenloth	1,481	232 18 3	13 19 4	1 8 9	3,769	602	2,177 12 2	4	18	34	..	11	8	45	..	202 15 3	2,688 13 9
Fairview	79	18 18 3	..	..	364	31	185 13 2	..	..	..	..	..	..	..	..	..	204 11 5
Wycheproof	4,911	1,417 3 10	107 3 10	16 7 6	6,661	3,247	3,808 16 11	17	51	101	1	37	43	140	..	494 15 2	5,839 7 3
Dumosa	323	40 8 6	4 16 8	0 2 6	4,821	529	2,866 9 11	..	3	23	..	14	2	19	..	136 3 6	2,548 1 1
Nullawil	786	134 15 7	17 17 8	0 1 3	5,097	1,211	3,295 9 11	1	2	5	..	6	1	11	..	3 7 10	3,451 12 3
Warne	69	16 18 3	0 11 0	..	2,659	257	1,492 1 4	..	..	1	..	1	..	1	..	3 12 6	1,513 3 1
Kaneira	1,259	407 8 1	34 19 8	1 2 0	4,953	1,487	3,020 14 7	9	8	28	..	13	5	19	..	285 3 9	3,749 8 1
Berriwillock	981	351 1 5	34 14 9	1 5 6	9,343	1,559	5,469 19 2	..	..	3	..	18	6	21	..	12 12 8	5,870 13 1
Boigbeat	117	52 8 7	1 19 10	..	2,563	306	1,481 15 1	1	..	..	..	3	..	..	..	6 9 6	1,542 13 0
Sea Lake	2,327	1,093 0 8	89 0 6	13 16 3	6,006	3,035	3,796 6 6	11	2	11	..	19	1	14	..	111 5 7	5,103 9 6
SEA LAKE—NANDALY LINE.																	
Ninda	26	1 8 0	0 0 5	..	2,290	190	1,328 1 11	..	..	..	..	..	..	..	..	..	1,329 10 4
Nyarrin	144	10 15 2	0 15 6	..	3,128	479	1,892 12 5	..	..	..	..	..	..	..	..	..	1,904 3 1
Nandaly	458	122 6 11	10 12 5	0 19 0	3,607	1,417	2,236 12 7	..	..	1	..	1	..	1	..	0 11 0	2,371 1 11
WEDDERBURN LINE.																	
Wedderburn	1,304	351 12 11	55 1 9	6 0 0	8,835	2,707	3,817 4 3	6	1	22	..	7	9	55	..	73 1 8	4,303 0 7
KORONG VALE—CHILLINGOLLAH LINE.																	
Borung	869	164 0 9	26 16 3	3 0 6	6,346	826	3,291 12 7	3	..	43	7	24	9	1	..	169 9 8	3,654 10 4
Mysia	922	243 0 10	18 15 11	0 13 3	4,106	586	2,302 4 8	3	6	21	..	4	5	22	1	91 9 5	2,656 4 1
Boort	4,005	1,157 8 9	143 13 6	8 3 3	6,565	2,778	3,613 17 8	14	106	105	3	22	123	119	..	821 0 1	5,744 3 3
Barraport	618	122 2 6	7 7 10	0 5 6	7,698	1,718	3,978 3 3	1	..	..	..	6	..	1	..	2 8 9	4,110 7 10
Gredgwin	523	81 13 3	4 19 2	0 1 0	2,181	219	1,203 14 10	4	3	7	..	2	3	6	..	58 1 0	1,348 9 3
Oakvale	243	61 9 7	2 16 0	0 1 6	3,380	266	1,865 7 3	..	..	..	..	..	..	..	..	..	1,930 14 4
Quambatook	2,048	748 2 9	72 14 11	1 14 9	8,061	2,270	4,836 19 2	8	21	29	1	40	11	30	..	282 6 0	5,942 17 7
Cannie	289	67 3 10	3 3 2	0 2 6	5,927	384	3,253 16 9	..	..	3	..	1	1	21	..	13 4 0	3,327 10 3
Lalbert	1,042	348 4 10	45 6 4	0 15 9	7,096	1,910	3,928 19 7	6	11	32	..	11	3	30	..	232 14 7	4,556 1 1
Meatian	461	158 15 1	9 18 4	0 13 0	6,365	868	3,696 18 7	1	..	..	..	9	3	6	..	1 10 0	3,868 4 6
Ultima	2,143	813 16 2	89 10 11	1 13 6	6,141	2,062	3,709 13 4	13	9	11	..	27	5	17	..	113 17 9	4,788 11 8

Gowan	72	18 11 3	1 13 0	0 1 9	2,863	189	1,556 12 11	..	..	..	..	1	..	1	..	..	1,576 16 11
Waitchie	464	214 16 4	17 15 6	0 8 9	3,056	1,179	1,988 14 8	1	..	..	..	2	1	7	..	2 2 6	2,223 17 9
Chillingollah	947	325 15 5	20 12 3	0 12 9	2,686	823	1,709 7 7	2	3	2	..	4	3	3	..	16 15 3	2,073 3 3
Chillingollah-Manangatang Line.																	
Chinkapook	339	164 6 6	13 1 7	..	4,431	667	2,652 19 11	1	..	..	..	5	8	..	..	2 7 6	2,832 15 6
Cocamba	215	92 18 9	5 19 6	..	3,721	498	2,260 14 3	2	..	..	..	1	..	..	..	10 11 0	2,370 3 6
Manangatang	342	162 16 10	15 16 6	1 5 9	1,574	769	1,027 8 5	3	7	5	..	14	..	26	..	63 9 1	1,270 16 7
Swan Hill Line.																	
Myer	801	13 17 0	1 11 7	..	..	..	0 1 0	..	..	..	..	..	..	..	..	..	15 9 7
Woodvale	399	22 10 6	2 8 7	..	334	95	65 4 2	..	..	..	..	..	..	..	..	2 14 9	92 18 0
Sebastian	2,706	164 15 5	11 3 7	0 3 0	3,233	671	1,048 19 9	..	1	..	..	1	..	4	..	0 8 0	1,225 9 9
Raywood	4,905	509 11 7	46 17 5	5 10 0	7,156	1,551	3,239 7 5	2	1	73	..	3	..	44	..	121 4 0	3,972 19 5
Tandarra	2,718	341 2 0	22 0 9	4 18 9	7,190	997	3,350 12 9	11	1	77	..	9	5	75	..	155 8 8	3,883 2 11
Dingee	3,281	458 14 3	39 19 9	4 12 6	6,945	1,455	3,208 15 0	15	117	82	2	19	66	68	..	409 8 11	4,121 10 5
Prairie	3,172	546 9 10	29 3 2	4 12 3	6,813	1,213	3,585 8 10	..	..	52	2	8	4	48	1	123 15 2	4,289 9 8
Miliamo	4,413	835 15 5	59 11 9	12 13 6	10,401	2,204	5,407 2 4	18	125	174	..	22	44	138	..	729 17 8	7,045 0 8
Mologa	1,628	308 13 6	17 5 7	0 3 0	4,467	477	2,325 7 6	3	1	45	1	1	2	58	..	77 18 11	2,729 8 6
Pyramid	6,544	1,306 13 1	133 18 11	21 2 6	6,373	2,634	3,562 10 5	36	149	130	10	14	87	50	1	1,052 13 10	6,076 18 9
Mincha	603	89 16 11	20 3 2	..	879	397	608 2 5	3	28	51	6	..	5	57	..	325 15 9	1,043 18 8
Macorna	2,881	626 11 6	39 6 9	1 17 6	2,141	1,234	1,557 3 7	12	267	130	24	24	134	101	4	1,787 16 2	4,012 15 6
Tragowel	741	104 1 2	15 3 2	11 13 6	283	257	277 12 2	1	..	59	..	2	8	131	..	203 8 7	671 18 7
South Kerang	11	1 9 10	1 4 0	..	77	20	61 17 7	..	..	..	..	5	..	16	..	..	64 11 5
Kerang	14,061	5,809 15 1	450 18 4	111 17 6	13,804	5,985	8,938 12 0	86	195	426	33	57	130	292	22	3,111 6 11	18,422 9 10
Fairley	268	16 9 0	2 5 8	..	638	73	360 5 8	1	..	5	..	..	..	6	..	30 9 6	409 9 10
Lake Charm	3,057	172 3 0	16 8 8	4 12 6	1,818	310	1,089 10 10	3	18	50	2	6	14	32	2	388 16 1	1,672 0 1
Mystic Park	2,450	177 10 5	15 13 2	8 8 3	2,504	601	1,430 3 7	6	1	58	8	11	2	87	..	236 6 8	1,808 2 1
Tresco	600	64 3 5	2 10 0	0 4 0	410	160	259 5 11	..	..	..	1	2	..	..	1	1 15 8	327 10 0
Lake Boga	3,340	831 3 9	59 3 1	20 5 9	4,300	3,914	2,702 9 6	1	1	15	3	8	9	6	1	92 8 1	3,705 10 2
Swan Hill	11,906	4,906 18 4	411 18 8	100 15 9	9,660	5,896	6,196 17 8	61	201	338	13	79	107	321	..	3,304 15 9	14,921 6 2
Swan Hill-Piangil Line.																	
Wootinen	164	9 12 6	0 8 9	..	1,613	320	940 4 8	..	..	..	..	..	..	..	..	..	950 5 11
Pira	206	12 14 0	0 14 5	..	3,251	343	1,849 19 8	..	..	..	..	..	..	..	..	..	1,863 8 1
Nyah	1,859	389 10 7	33 10 0	0 8 0	4,152	2,014	2,746 7 7	..	..	..	..	3	1	..	..	..	3,160 16 2
Miralie	950	104 17 2	8 18 1	0 3 0	1,619	415	965 10 4	1	..	..	..	2	..	3	..	3 15 0	1,083 3 7
Piangil	1,714	387 4 0	122 9 0	1 9 0	2,610	1,239	1,587 11 4	1	19	42	2	8	51	100	..	396 0 9	2,494 14 1
Elmore-Cohuna Line.																	
Hunter	262	39 5 2	0 17 2	..	4,797	345	2,192 6 9	..	..	..	..	..	..	..	..	..	2,232 0 1
Warracamba	511	93 19 9	2 16 9	..	4,206	473	2,089 10 1	..	..	..	..	..	..	..	..	1 14 6	2,188 1 1
*McColl	53	6 8 6	0 2 11	..	1,632	131	842 8 0	..	..	..	..	..	..	..	..	..	848 10 5
Bamawm	1,347	279 12 11	15 7 5	0 15 6	4,491	1,834	2,325 7 10	3	30	96	18	..	5	29	1	367 13 2	2,988 16 10
Kotta	81	9 4 0	0 6 1	..	2,901	245	1,520 2 2	..	..	..	..	..	..	..	..	..	1,529 12 3
Kyamery	119	26 3 6	0 5 7	..	2,062	186	1,159 4 7	2	..	..	..	..	..	..	..	4 1 0	1,189 14 8
Patho	47	5 17 3	0 19 2	.	758	123	403 15 8	..	..	..	..	..	..	..	..	..	410 12 1
*Gunbower	977	292 6 11	19 7 2	1 2 3	1,353	495	826 9 3	3	53	29	11	2	9	9	..	329 5 2	1,468 10 9
*Leitchville	967	259 7 9	14 6 0	1 2 0	984	1,395	615 16 3	..	21	22	6	..	5	7	..	177 0 4	1,067 12 4
*Keely	208	85 6 10	3 18 0	..	139	100	103 0 3	..	..	..	..	..	..	..	..	..	192 5 1
*Cohuna	1,904	682 15 1	65 5 0	12 12 6	1,170	1,321	1,012 9 5	3	28	69	29	3	3	19	1	542 16 5	2,315 18 5
Melbourne-Serviceton Line.																	
Federal Manure Siding	..	..	..	..	7,324	13,066	1,572 9 4	..	..	..	..	..	..	..	..	..	1,572 9 4
Deer Park	6,778	165 5 0	34 11 2	3 19 6	864	419	224 14 5	2	..	..	..	..	1	3	..	..	428 10 1
Rockbank	6,407	257 9 2	89 11 3	13 3 0	4,194	1,287	735 14 7	..	2	..	..	6	19	9	..	10 12 8	1,106 10 8
Melton	26,699	1,561 17 10	148 4 5	54 6 9	10,208	5,926	2,056 4 1	23	33	138	1	9	14	75	..	299 16 4	4,120 9 5
Staughton	..	..	..	..	921	65	169 15 0	..	..	..	..	..	..	..	..	..	169 15 0
Parwan	3,701	288 6 10	12 19 1	2 15 6	7,813	1,091	1,600 12 6	..	..	85	..	6	5	47	..	162 7 7	2,067 1 6
Bacchus Marsh	31,888	2,390 8 10	1,760 19 11	274 9 2	10,901	4,623	2,648 16 4	65	133	163	15	38	77	88	4	706 13 0	8,281 7 3
Rowsley	731	47 6 4	7 7 11	0 8 0	5,616	381	1,242 6 0	..	..	..	..	..	..	..	..	..	1,207 8 3
Ingliston	1,108	111 17 0	5 15 10	0 10 6	194	176	96 19 8	..	..	..	..	..	..	..	..	..	216 3 0

Appendix No. 26.—Return of Traffic at each Station—*continued.*

Stations.	Passengers. Outwards. Number of Passenger Journeys.	Passengers. Outwards. Revenue.	Parcels. Outwards. Revenue.	Horses, Carriages, and Dogs. Outwards. Revenue.	Goods. Outwards. Tons.	Goods. Inwards. Tons.	Goods. Outwards. Revenue.	Live Stock. Outwards. Number of Trucks. Horses.	Cattle.	Sheep.	Pigs.	Live Stock. Inwards. Number of Trucks. Horses.	Cattle.	Sheep.	Pigs.	Live Stock. Outwards. Revenue.	Total Outwards Traffic Revenue.
		£ s. d.	£ s. d.	£ s. d.			£ s. d.									£ s. d.	£ s. d.
Melbourne—Serviceton—*continued.*																	
Ballan	11,222	1,380 16 11	165 3 6	27 15 3	4,219	1,793	1,422 4 7	50	84	402	35	13	31	142	2	1,246 0 5	4,242 0 8
Bradshaw	639	38 3 6	1 3 6	..	4	4	6 10 7	..	..	..	..	..	..	..	..	..	45 17 7
Llandeilo	..	..	..	..	640	1	88 4 5	..	..	..	..	..	..	..	..	..	88 4 5
Gordon	12,142	963 2 6	57 8 0	2 8 0	2,898	1,002	939 17 0	4	..	..	..	..	5	..	..	6 11 0	1,969 6 6
Millbrook	4,218	223 2 5	9 15 5	2 19 0	1,990	299	664 11 2	16	37	73	18	3	6	15	1	244 7 1	1,144 15 1
Wallace	9,519	569 15 0	34 8 4	2 5 6	4,728	641	1,850 18 10	13	26	12	2	4	7	..	1	128 5 9	2,585 13 5
Bungaree	11,712	783 1 3	31 9 10	5 15 0	15,932	1,940	6,475 10 1	..	..	..	..	..	..	..	..	23 8 3	7,319 4 5
Dunnstown	10,121	270 0 9	73 14 7	0 3 0	2,789	2,740	1,156 11 6	1	..	..	..	..	1	..	..	1 16 0	1,502 5 10
Warrenheip	14,992	433 0 9	106 15 1	0 13 9	766	387	405 1 8	..	..	1	..	2	3	1	..	1 0 0	946 11 3
Ballarat East	35,713	3,558 2 5	417 2 9	10 15 0	1,563	38,491	911 8 2	..	..	..	..	..	..	..	..	..	4,897 8 4
Ballarat	323,994	50,509 13 5	6,775 0 9	394 16 4	36,642	90,438	32,005 8 3	460	385	507	151	117	657	1,525	621	3,663 6 5	93,348 5 2
North Ballarat	6,433	477 15 1	..	..	..	..	..	..	..	..	..	..	..	..	..	..	477 15 1
Wendouree	1,808	43 13 1	3 15 2	0 2 6	..	..	..	..	..	..	..	..	..	..	..	..	47 10 9
Dowling	219	8 5 11	..	..	..	..	0 6 6	..	..	..	..	..	..	..	..	..	8 12 5
Windermere	4,640	224 19 0	8 12 6	9 7 6	2,283	498	906 17 11	3	..	..	..	3	13	1	..	7 16 2	1,157 13 1
Burrumbeet	3,742	279 1 2	22 17 3	3 3 9	4,113	424	1,957 11 5	4	4	81	1	6	28	7	..	192 7 5	2,455 1 0
Trawalla	3,463	364 17 3	42 16 2	1 4 3	2,604	370	512 7 7	2	..	3	1	3	2	..	..	12 3 0	933 8 3
Beaufort	18,203	2,650 16 8	226 0 0	21 17 9	8,605	3,708	2,594 17 7	12	15	115	5	10	6	65	3	393 19 3	5,887 11 3
Middle Creek	4,054	324 5 8	19 0 1	0 8 6	2,419	319	1,106 7 0	24	42	86	..	23	3	18	..	441 15 8	1,891 16 11
Buangor	5,791	598 17 2	35 12 2	3 4 6	7,766	623	2,366 10 11	7	..	28	3	8	1	3	..	98 19 2	3,103 3 11
Dobie	2,990	143 2 3	11 14 0	0 1 6	828	172	439 19 10	..	..	..	..	..	..	..	..	0 10 0	595 7 7
Ararat	47,145	11,107 3 9	703 12 5	79 5 4	3,919	14,244	2,622 1 5	16	31	29	2	28	63	125	..	467 13 11	14,984 16 10
Armstrong	1,497	83 15 5	9 3 2	0 4 0	1,021	63	180 0 1	..	..	..	..	..	..	..	..	..	273 2 8
Irvine's Siding	..	..	..	..	446	8	495 6 0	..	..	..	..	..	..	..	..	..	495 6 0
Great Western	4,373	413 0 1	39 2 10	1 2 9	3,143	964	1,238 14 6	3	..	5	1	2	1	4	..	17 5 3	1,709 5 5
Stawell	27,015	5,985 11 11	564 14 5	80 18 4	13,560	10,440	5,848 0 11	20	37	70	7	36	44	97	6	382 15 0	12,862 0 7
Deep Lead	607	48 8 0	7 6 4	0 1 6	420	15	84 9 10	..	..	..	..	1	..	..	..	..	140 5 8
Glenorchy	3,020	492 15 9	60 11 11	8 6 6	4,642	1,319	2,612 16 0	6	..	65	..	21	2	102	..	179 17 8	3,354 7 10
Wal Wal	1,540	136 1 11	15 4 5	0 11 0	5,547	284	2,013 8 11	1	..	..	..	3	1	11	..	0 8 2	2,165 14 5
Lubeck	4,807	785 4 5	44 7 2	3 6 6	4,843	1,353	2,500 8 9	8	1	19	..	21	4	47	..	63 18 6	3,397 5 4
Hopefield	613	14 7 3	..	..	..	..	..	..	..	..	..	..	..	..	..	..	14 7 3
Murtoa	15,861	3,665 14 9	271 17 6	9 5 0	10,350	8,494	5,618 2 2	26	14	105	..	24	24	57	..	238 9 8	9,803 9 1
Jung	5,908	606 16 5	33 15 4	6 5 3	3,481	3,220	2,000 7 3	7	1	2	..	7	2	12	..	36 11 11	2,683 16 2
Dooen	2,935	268 8 9	17 2 0	4 6 3	3,430	1,330	1,055 12 5	7	13	45	1	6	..	69	..	253 7 2	2,498 17 4
Horsham	30,233	8,518 6 3	691 0 1	85 1 6	22,001	26,461	14,179 11 2	96	86	525	1	135	61	527	..	1,633 17 3	25,107 16 3
Dahlen Siding	..	..	..	..	2,227	127	1,259 9 11	..	..	..	..	..	..	..	..	..	1,259 9 11
Pimpinio	5,289	316 15 10	19 6 2	0 12 6	3,289	917	1,230 18 4	1	2	9	..	2	..	8	..	27 8 6	1,595 1 4
Wail	1,718	87 11 6	8 7 9	0 3 0	3,626	671	1,796 2 10	..	..	..	..	1	..	16	..	5 2 0	1,807 7 1
Dimboola	16,835	3,911 8 9	156 16 10	33 18 6	4,323	4,502	2,717 14 2	40	37	121	..	38	38	62	..	406 19 0	7,226 17 3
Gerang	1,143	57 3 7	10 9 2	4 11 6	2,191	937	1,371 7 9	..	1	..	..	1	3	3	..	0 8 0	1,444 0 0
Kiata	980	117 17 7	8 1 2	0 9 0	1,242	584	754 17 11	1	1	13	..	1	2	..	..	39 13 6	920 19 2
Salisbury	413	35 11 8	2 11 10	1 8 3	1,256	177	613 2 1	..	..	..	..	..	..	..	..	..	652 13 10
Nhill	9,717	3,412 10 1	269 15 2	20 18 3	9,859	11,003	6,501 2 10	33	35	160	1	31	20	97	1	645 2 4	10,849 8 8
Tarranginnie	187	7 12 10	1 19 8	1 9 0	168	253	56 1 8	..	..	3	..	..	..	..	..	9 11 0	76 14 2
Diapur	1,673	162 1 10	13 12 10	0 12 3	1,422	819	988 10 10	..	..	..	..	..	..	..	..	..	1,164 17 9
Miram	1,125	95 1 8	11 13 4	1 14 3	4,053	1,020	2,279 5 10	9	4	22	..	8	1	27	..	115 10 7	2,503 5 8
Kaniva	3,667	987 17 9	74 10 0	2 15 0	2,839	1,933	1,893 7 3	10	8	37	..	10	3	50	..	151 0 1	3,109 10 1
Lillimur	724	78 6 1	19 5 4	2 4 6	3,803	869	1,988 2 5	2	..	3	..	..	..	9	..	7 2 11	2,086 1 3
Serviceton	6,452	1,631 0 7	31 1 1	3 8 6	4,315	1,109	2,245 12 3	14	7	118	..	9	24	380	1	265 11 7	4,176 14 0

Buninyong Line.																		
Eureka	2,235	30 17 0	..	..	4,286	3,262	1,837 18 6	..	..	..	..	..	..	..	317	..		1,868 15 6
York Street	2,908	21 0 2	..	..	..	..	..	..	..	..	..	..	..	..	..	..		21 0 2
Levy	5,618	44 6 1	..	..	..	..	..	..	..	..	..	..	..	..	..	..		44 6 1
Canadian	10,677	79 14 10	..	..	35	491	25 3 11	..	..	..	..	..	..	..	..	..		104 18 9
Mount Clear	1,828	18 8 2	..	..	..	..	..	..	..	..	..	..	..	..	..	..		18 8 2
Reid	2,358	34 18 7	..	..	..	..	0 2 3	..	..	..	..	..	..	..	..	..		35 0 10
Mount Helen	1,376	23 9 0	..	..	..	..	..	..	..	..	..	..	..	..	..	..		23 9 0
Buniuyong	66,222	1,262 15 5	75 14 6	1 18 9	2,751	2,617	1,609 7 7	..	..	..	..	..	..	..	..	..		2,940 16 3
Ballarat–Illawarra Line.																		
Cardigan	1,244	34 10 11	3 9 4	0 0 6	..	..	..	..	1	..	..	..	..	..	..	0 9 6		38 10 3
Kopke	588	18 3 2	0 0 7	..	..	..	..	..	..	..	..	..	..	..	..	..		18 3 9
Haddon	2,406	91 14 7	9 15 2	0 5 0	197	154	101 17 11	..	..	..	..	1	..	..	..	..		203 12 8
Nintingbool	731	26 2 3	1 7 11	..	..	..	..	..	..	..	..	..	..	..	..	..		27 10 2
Smythesdale	9,076	503 17 11	35 13 6	1 6 6	2,315	267	304 4 5	..	1	1	..	..	..	..	..	2 1 6		847 3 10
Scarsdale	5,628	340 4 4	20 5 5	1 1 0	791	233	292 1 11	2	1	..	..	1	..	..	..	4 3 6		657 16 2
Newtown	13,368	599 1 10	27 9 3	4 18 0	944	411	200 3 5	2	1	..	..	2	1	3	..	3 2 2		834 14 8
Berringa	2,991	326 14 10	12 3 9	6 9 9	463	541	147 13 0	1	..	5	1	..	..	4	1	14 12 1		507 13 5
Illabarook	2,719	290 6 10	21 4 1	5 19 6	1,180	812	364 9 1	2	1	..	..	6	2	7	1	2 4 3		684 3 9
Rokewood	3,140	298 5 8	12 13 9	0 14 0	2,177	853	686 7 6	1	6	24	4	3	4	7	..	53 14 4		1,051 15 3
Werneth	805	116 6 1	13 8 5	0 1 6	1,361	768	490 19 7	..	..	..	..	..	..	..	..	..		620 15 7
Cressy	6,631	1,119 5 11	69 1 11	28 7 6	3,876	2,838	1,384 13 5	30	16	88	11	16	60	165	2	413 11 5		3,015 0 2
Barpinba	979	102 15 10	6 2 2	0 5 6	2,892	813	948 7 2	..	2	..	2	1	1	1	2	6 13 4		1,064 4 0
Beeac	4,509	527 2 8	75 16 11	3 5 6	1,967	2,943	876 4 7	5	13	123	30	7	17	42	6	381 7 1		1,863 16 9
Ondit	699	22 18 6	29 3 5	0 12 9	2,357	785	1,023 5 10	6	2	..	..	3	2	..	..	15 14 6		1,091 15 0
Linton Line.																		
Happy Valley	415	38 19 9	..	..	..	..	0 5 0	..	..	..	..	..	..	..	..	..		39 4 9
Linton	12,915	925 6 3	86 0 10	4 4 0	3,161	2,463	1,457 1 7	8	13	75	3	10	5	7	1	240 18 1		2,713 10 9
Linton–Skipton Line.																		
*Pittong	157	17 16 2	0 9 9	..	42	189	16 17 10	..	..	..	..	..	..	..	..	..		35 3 9
*Skipton	1,849	337 1 9	23 10 5	0 9 9	4,488	1,390	2,051 3 4	6	19	6	5	4	5	1	..	127 2 7		2,539 7 10
Portland Line.																		
Langi Logan	1,967	341 18 5	11 18 3	1 0 0	2,379	13,006	1,077 18 3	..	2	..	..	..	..	1	..	5 15 2		1,438 10 1
New Langi Logan Siding ..	..	..	..	..	..	5,285	0 2 8	..	..	..	..	..	..	..	..	..		0 2 8
Sunth Langi Logan Siding ..	..	..	..	..	..	8,930	..	..	..	..	..	..	..	..	..	..		..
Maroona	3,180	493 6 2	38 5 1	3 2 6	2,233	936	1,241 18 0	4	..	33	..	12	1	10	..	89 16 10		1,866 8 7
Calvert Siding	..	..	..	..	1,206	175	609 14 10	..	..	..	..	..	..	..	..	..		609 14 10
Willaura	5,357	1,378 19 2	134 13 0	14 13 3	4,002	3,552	2,525 13 10	54	25	97	..	15	14	86	..	558 9 11		4,612 9 2
Stavely	911	87 3 3	4 13 8	0 1 6	5,273	506	2,780 0 7	1	..	39	..	2	1	4	..	151 15 7		3,023 14 7
Glen Thompson	4,133	852 3 8	58 17 11	4 18 6	3,939	979	2,095 17 11	14	15	162	..	9	7	41	..	596 18 4		3,608 16 4
Dunkeld	7,248	1,268 18 1	62 3 1	41 12 9	2,407	930	1,718 0 2	20	24	175	2	26	37	221	..	814 19 3		3,905 13 4
Montajup	278	17 11 1	2 3 11	..	898	268	471 11 9	..	..	..	..	..	..	..	..	0 11 6		491 18 3
Strathkellar	578	28 17 4	6 0 2	0 1 6	868	244	573 3 10	..	..	2	..	..	2	..	..	8 4 9		616 7 7
Hamilton	34,641	10,538 11 2	950 14 0	103 16 0	9,255	13,565	6,474 2 10	92	171	395	6	61	155	434	3	2,734 9 1		20,861 13 1
Branxholme	7,764	1,081 8 5	50 13 9	6 6 3	1,905	1,000	999 3 8	11	23	64	..	1	11	16	..	484 7 11		2,622 0 0
Condah	3,915	576 9 8	29 5 2	2 4 0	1,044	726	599 7 4	8	2	64	19	2	4	21	..	312 16 1		1,520 2 3
Myamyn	1,581	139 10 0	9 17 2	0 3 0	276	312	147 18 9	..	..	..	..	..	..	..	..	..		207 8 11
Sulltown	1,175	110 3 7	5 6 1	0 6 0	1,038	116	281 17 2	..	..	..	..	..	1	1	..	0 17 0		398 9 10
Heywood	6,730	1,323 10 0	67 1 4	4 11 3	3,920	3,317	2,022 11 8	14	49	109	..	12	47	82	..	557 18 9		3,975 13 0
Surrey River Siding	..	..	..	..	383	54	118 7 11	..	..	..	..	..	..	..	..	..		118 7 11
Gorae	451	16 5 5	0 2 0	..	2,685	101	872 12 3	..	..	..	..	..	..	..	..	..		888 19 8
Portland Freezing Coy.'s Siding ..	..	..	..	..	48	..	4 10 0	..	..	..	..	..	..	..	..	..		4 10 0
Portland North	1,268	238 9 0	0 2 9	..	584	45	193 2 2	..	..	..	..	..	..	..	..	..		431 13 11
Portland	6,626	2,618 18 4	847 19 4	7 1 9	6,686	8,882	6,482 3 1	13	55	36	1	13	11	31	..	294 14 4		10,250 16 10
Hamilton–Cavendish Line.																		
*Kanawalla	15	0 12 4	..	..	..	3	0 1 0	..	..	..	..	..	..	..	..	..		0 13 4
*Kyup	11	0 17 2	0 0 4	..	155	89	101 8 11	..	..	..	..	..	..	..	..	..		102 6 5
*Cavendish	722	112 13 10	12 3 10	0 5 9	5,008	1,264	3,100 15 10	..	2	5	..	..	2	224	..	17 12 3		3,243 11 6

Appendix No. 26.—Return of Traffic at each Station—*continued.*

Stations.	Passengers. Outwards. Number of Passenger Journeys.	Passengers. Outwards. Revenue.	Parcels. Outwards. Revenue.	Horses, Carriages, and Dogs. Outwards. Revenue.	Goods. Outwards. Tons.	Goods. Inwards. Tons.	Goods. Outwards. Revenue.	Live Stock. Outwards. Number of Trucks. Horses.	Cattle.	Sheep.	Pigs.	Live Stock. Inwards. Number of Trucks. Horses.	Cattle.	Sheep.	Pigs.	Live Stock. Outwards. Revenue.	Total Outwards Traffic Revenue.
		£ s. d.	£ s. d.	£ s. d.			£ s. d.									£ s. d.	£ s. d.
Coleraine Line.																	
Bochara	57	2 8 7	1 11 0	..	11	5	15 16 11	..	..	..	..	..	..	..	..	..	19 16 6
Wannon	1,341	106 18 2	9 14 2	0 7 0	147	121	200 8 1	..	..	..	..	..	..	3	..	8 10 0	325 17 5
Gritjurk	180	14 4 7	0 17 3	..	15	17	8 9 7	..	..	..	..	..	..	..	..	0 7 10	23 19 3
Coleraine	6,300	1,542 17 8	106 15 11	16 4 3	5,881	2,468	4,600 4 7	10	54	245	14	8	142	265	..	1,721 3 11	7,987 6 4
Casterton Line.																	
Miakite	20	0 17 3	..	..	..	..	..	..	..	..	..	..	..	..	..	..	0 17 3
Grassdale	1,521	240 4 1	8 13 3	0 5 0	313	281	310 16 0	5	26	48	1	1	5	40	..	332 1 8	892 0 0
Merino	5,083	822 13 2	58 12 0	9 4 0	700	1,112	761 0 6	3	1	28	10	..	3	49	..	236 3 8	1,887 13 4
Henty	1,056	216 18 10	9 18 10	1 15 3	244	204	289 16 2	3	9	12	24	1	14	47	2	240 15 7	759 4 8
Sandford	3,757	421 14 9	18 4 9	5 6 0	663	242	517 12 7	59	74	175	30	14	10	79	1	2,210 14 10	3,173 12 11
Casterton	8,134	2,809 7 8	189 17 8	90 3 9	5,316	5,261	5,765 6 5	13	1	6	..	20	3	13	..	65 17 1	8,920 12 7
Heywood-Mumbannar Line.																	
Lyons	31	1 17 10	..	..	822	30	277 3 11	..	..	..	..	..	..	..	..	..	279 1 9
Greenwald	18	1 9 8	..	..	112	31	51 13 1	..	..	..	..	..	..	..	..	0 7 10	53 10 7
*Winnap	14	1 8 7	0 1 8	..	460	28	161 2 11	..	..	2	..	..	..	..	..	4 6 4	166 10 6
*Dartmoor	28	0 11 11	0 4 2	..	381	295	197 11 5	..	..	1	..	..	..	4	..	98 1 3	305 8 9
*Mumbannar	..	..	..	5 2 0	10	25	14 17 10	..	..	..	..	..	..	..	..	..	20 0 7
Drik Drik	..	..	..	..	248	35	121 11 6	..	..	..	..	..	..	..	..	..	121 11 6
Grampians Line.																	
Fyan's Creek	..	..	..	..	1,260	29	267 12 5	..	..	..	..	..	..	..	..	..	267 12 5
Grampians	..	..	..	..	425	5	102 12 10	..	..	..	..	..	..	..	..	..	102 12 10
Marnoo Line.																	
Jackson	..	..	..	..	959	55	500 6 5	..	..	..	..	..	..	..	..	..	500 6 5
Rupanyup	3,128	948 5 1	85 5 8	3 11 0	6,628	2,068	3,686 6 1	3	9	29	..	18	4	53	..	161 7 2	4,884 15 9
Burrum	160	15 6 9	1 6 3	..	2,455	310	1,320 7 8	..	..	..	..	..	..	..	..	..	1,337 0 8
Banyena	537	37 1 0	4 14 2	0 0 6	6,336	857	3,494 19 11	..	..	..	..	1	1	11	..	..	3,536 15 7
Marnoo	1,084	248 0 3	19 18 9	0 7 3	7,833	2,059	4,547 19 8	12	4	29	..	6	5	21	..	136 10 0	4,952 15 11
Hopetoun Line.																	
Coromby	1,120	47 5 4	3 4 1	0 4 6	3,195	323	1,755 10 1	..	..	3	..	..	..	..	..	11 18 3	1,818 2 3
Minyip	5,518	1,276 9 6	108 18 0	9 6 9	5,543	3,700	3,158 14 5	20	15	24	..	46	14	80	..	187 19 10	4,741 8 6
Nullan	514	21 14 7	1 11 6	0 1 6	902	220	480 4 11	..	..	..	..	1	..	3	..	..	503 12 6
Sheephills	2,581	452 9 0	30 15 2	5 15 6	5,441	1,319	3,312 12 3	10	5	47	..	18	27	92	..	203 8 4	4,004 19 9
Mellis	27	0 15 4	0 4 1	..	2,089	54	1,206 19 6	..	..	..	..	..	..	3	..	..	1,207 18 11

Warracknabeal	12,298	4,002 10 4	388 2 8	33 7 6	18,932	13,058	11,520 18 2	103	77	107	1	136	80	330	..	1,096 13 4	17,041 12 0
Lah	971	57 12 2	3 6 3	0 5 0	5,581	497	3,356 10 3	2	..	14	..	..	..	10	..	71 4 0	3,488 19 5
Brim	2,785	383 15 9	19 3 10	0 7 6	4,928	1,490	2,952 9 11	4	1	38	..	45	5	35	..	191 3 6	3,547 0 6
Galagnil	796	57 8 11	7 3 0	0 2 0	5,856	492	3,456 16 9	..	..	..	..	11	7	14	..	4 6 0	3,525 16 8
Beulah	4,278	1,011 13 0	91 0 0	10 1 9	6,137	2,972	2,900 8 5	40	35	122	..	56	33	162	1	766 13 7	5,779 16 9
Bosebery	1,068	145 0 2	10 0 3	2 2 0	4,974	1,019	3,115 5 9	..	..	12	..	3	..	18	..	19 10 0	3,291 18 2
Goyura	823	84 13 8	3 15 1	..	3,038	204	1,399 14 2	..	..	..	..	..	..	..	..	..	1,488 2 11
Hopetoun	3,807	1,190 1 9	71 17 2	8 0 10	9,584	2,554	5.485 5 1	20	30	23	..	17	27	22	..	346 2 8	7,101 7 6
NORADJUHA LINE.																	
Remlaw	124	5 4 6	..	..	1,653	146	591 12 0	..	..	..	..	..	..	..	..	..	596 16 6
Vectis	726	35 17 5	..	..	2,263	325	684 8 7	..	..	..	..	..	..	..	..	..	720 6 0
Quantong	2,557	148 0 6	5 5 3	0 2 3	1,244	370	905 0 9	..	..	..	..	..	..	..	..	2 17 2	1,061 5 11
East Natimuk	605	32 16 10	0 18 8	..	1	10	2 3 2	..	..	..	..	..	..	..	..	..	35 18 8
Norajuha	1,579	170 8 10	16 3 5	1 4 0	3,764	843	1,462 10 4	1	1	14	..	..	..	3	..	96 5 6	1,686 12 1
TOOLONDO LINE.																	
Jallumba	1,037	130 4 9	1 19 2	0 5 6	1,820	257	741 9 10	..	..	1	..	1	..	1	..	1 18 4	875 17 7
Toolondo	1,654	300 15 7	16 11 11	1 13 6	3,132	864	1,686 4 7	..	7	21	..	1	2	8	..	63 4 2	2,068 9 9
GOROKE LINE.																	
Natimuk	5,100	701 12 8	93 0 2	1 7 3	7,504	5,369	4,449 7 6	8	4	69	..	8	2	59	..	117 17 10	5,363 5 5
Arapiles	305	22 15 7	0 13 7	..	894	160	415 16 9	..	..	..	..	..	..	..	..	0 10 0	429 15 11
Mitre Lake	1,056	83 17 7	7 8 6	..	1,683	591	867 6 2	1	..	..	..	..	..	..	..	13 4 9	971 17 0
Nurcoung Siding	167	15 6 10	0 12 9	..	493	95	174 8 5	..	..	..	..	..	..	..	..	..	190 8 0
Gymbowen	1,005	111 14 7	6 10 4	..	1,582	480	766 14 0	..	1	1	..	..	1	..	..	2 6 0	887 4 11
Goroke	2,607	717 6 7	38 3 0	1 3 3	2,737	1,359	2,079 6 5	14	9	103	..	6	5	96	..	212 17 3	3,048 16 6
RAINBOW LINE.																	
Arkona	219	11 14 2	0 17 4	..	619	458	231 18 2	..	..	..	..	..	..	..	..	..	244 9 8
Antwerp	1,953	123 4 4	12 0 0	0 1 6	3,202	841	1,572 8 2	..	..	4	..	..	1	3	..	7 6 0	1,715 9 0
Tarranyurk	650	36 19 2	4 17 7	1 3 6	3,364	570	1,741 15 7	..	..	..	..	1	..	4	..	..	1,784 15 10
Jeparit	4,839	930 13 10	138 3 9	4 14 3	3,131	2,757	1,851 17 0	16	17	39	..	19	3	37	..	231 18 3	3,157 7 1
Ellam	329	24 7 2	0 3 1	..	2,014	451	983 10 5	..	1	..	..	..	2	4	..	1 6 3	1,009 6 11
Pullut	382	26 16 11	0 2 5	..	3,702	487	2,031 11 3	..	..	..	..	..	..	..	..	..	2,058 10 7
Rainbow	4,875	1,590 7 1	165 4 9	60 1 3	7,872	4,292	4,806 0 1	19	58	45	..	29	10	34	..	685 5 10	7,216 19 0
YAAPEET LINE.																	
Albacutya	96	5 11 9	36 5 8	..	2,918	225	1,592 7 8	..	..	..	..	..	..	..	..	4 3 0	1,638 8 1
Yaapeet	290	37 11 8	10 12 10	..	3,289	840	1,883 15 3	1	1	2	..	..	..	3	..	15 16 3	1,947 16 0
LORQUON LINE.																	
Detpa	53	3 17 0	1 12 0	..	2,810	408	1,461 5 3	..	..	..	..	..	..	..	..	..	1,466 14 3
Lorquon	804	321 1 5	14 11 2	3 3 0	4,718	7,675	3,057 1 0	4	1	6	..	5	2	1	..	33 5 5	3,429 2 0
LORQUON–YANAC LINE.																	
*Netherby	48	5 13 8	0 4 2	..	3,130	282	2,327 12 1	..	..	..	..	..	..	..	..	..	2,333 9 11
*Yanac	..	..	0 1 1	..	2,708	268	2,070 16 11	..	..	..	..	..	..	..	..	..	2,070 18 0
MELBOURNE–GEELONG LINE.																	
Laverton	17,422	467 19 0	29 3 5	1 3 9	2,641	1,711	2,010 1 8	3	1	1	..	1	1	..	..	0 13 0	2,509 9 10
Werribee	75,606	3,489 7 7	375 0 3	90 14 6	16,205	11,893	3,198 7 4	170	413	488	18	113	481	274	2	1,593 7 4	8,746 17 0
Manor	4,514	184 18 0	10 4 8	2 13 3	836	231	148 2 4	2	2	..	..	..	23	30	..	3 5 4	349 3 7

APPENDIX No. 26.—RETURN OF TRAFFIC AT EACH STATION—*continued.*

STATIONS.	PASSENGERS. Outwards. Number of Passenger Journeys.	PASSENGERS. Outwards. Revenue.	PARCELS. Outwards. Revenue.	HORSES, CARRIAGES, AND DOGS. Outwards. Revenue.	GOODS. Outwards. Tons.	GOODS. Inwards. Tons.	GOODS. Outwards. Revenue.	LIVE STOCK. Outwards. Number of Trucks. Horses.	Cattle.	Sheep.	Pigs.	LIVE STOCK. Inwards. Number of Trucks. Horses.	Cattle.	Sheep.	Pigs.	LIVE STOCK. Outwards. Revenue.	TOTAL OUTWARDS TRAFFIC REVENUE.
		£ s. d.	£ s. d.	£ s. d.			£ s. d.									£ s. d.	£ s. d.
MELBOURNE-GEELONG LINE—*continued.*																	
Little River	12,816	880 7 6	78 2 3	4 17 9	8,752	1,532	1,798 4 5	8	18	212	..	10	26	232	..	544 7 1	3,305 19 0
Lara	22,179	1,136 4 8	108 10 7	19 17 9	25,154	3,158	4,670 17 7	12	1	40	..	18	2	46	..	261 6 0	6,196 16 7
Geelong Freezing Works Siding ..	..	..	..	..	..	49	..	..	..	..	..	..	..	..	..	..	..
Geelong Harbour Trust Siding ..	..	..	..	..	..	1,084	..	..	..	..	..	..	..	..	..	..	..
Corio	10,700	723 3 0	48 14 6	3 11 9	19	662	16 7 3	..	..	..	..	..	..	..	..	..	791 16 6
North Shore	1,729	50 7 11	17 3 5	..	..	..	..	..	..	..	..	..	..	..	..	..	67 11 4
North Geelong	15,704	1,382 0 2	144 4 1	5 10 9	3,078	15,944	999 5 5	12	151	440	..	7	274	1,100	4	1,682 4 7	4,213 5 0
Geelong	305,791	37,607 3 8	3,003 9 2	244 10 0	143,147	355,198	45,223 2 11	89	203	21	140	83	180	45	110	993 6 1	87,071 11 10
GEELONG-PORT FAIRY LINE.																	
Marshall	1,789	93 6 11	342 15 5	0 5 9	1,329	7,366	475 9 1	..	..	..	..	..	..	..	..	..	911 17 2
Grovedale	1,396	86 14 7	7 15 7	0 5 0	..	..	..	..	..	..	..	..	..	..	..	..	94 15 2
Pettavel	523	44 13 11	3 11 0	0 3 6	4,935	427	908 10 10	..	..	..	..	..	..	..	..	1 16 1	958 15 4
Moriac	6,213	425 19 2	27 4 11	6 9 6	4,833	1,099	750 2 6	1	4	40	..	10	3	38	..	152 0 11	1,361 17 0
Buckley	1,313	126 16 7	11 9 9	6 1 0	1,539	297	288 17 10	..	1	..	..	1	..	1	..	1 4 9	434 9 11
Winchelsea	10,359	1,346 7 4	110 14 9	4 11 0	7,580	2,242	1,955 16 5	6	21	84	..	4	9	23	115	220 13 6	3,638 3 0
Armytage	1,353	169 4 5	10 0 4	0 7 3	4,948	444	777 5 4	3	2	1	..	3	3	17	..	26 16 0	983 13 4
Birregurra	12,083	1,645 12 10	213 18 4	15 17 0	1,687	5,001	714 13 6	11	42	70	11	8	42	97	7	272 18 6	2,863 0 2
Warncoort	993	101 12 2	15 5 0	4 15 9	435	174	196 19 2	..	..	..	..	..	..	..	..	..	318 12 1
Irrewarra	2,407	459 3 5	24 5 11	0 15 6	229	108	129 0 9	4	61	19	..	1	181	58	1	289 10 11	902 16 6
Colac	45,802	9,219 18 11	1,171 17 5	134 7 2	7,811	16,223	4,540 2 5	152	425	191	228	107	530	251	128	2,400 18 6	17,467 4 5
Larpent	1,920	289 10 9	56 8 7	9 6 6	5,722	550	2,684 16 0	3	..	22	..	1	68	8	..	70 19 2	3,111 1 9
Pirron Yallock	5,151	513 11 2	254 8 0	10 0 6	644	688	302 18 3	6	36	29	..	4	34	30	..	270 3 5	1,351 1 4
Stoneyford	2,640	233 1 10	192 5 9	0 12 0	257	154	201 17 9	..	..	..	1	..	..	..	..	2 10 0	630 7 4
Pomborneit	4,639	458 3 8	554 17 6	1 0 0	651	1,600	800 10 8	7	..	30	12	1	43	30	5	143 4 3	1,957 16 1
Weerite	2,150	326 10 10	40 17 11	..	140	230	171 13 10	8	85	54	..	3	156	19	..	616 0 1	1,155 2 8
Camperdown	32,766	6,726 18 5	519 1 1	196 4 3	3,287	11,692	2,777 6 3	44	250	125	57	32	388	60	27	1,756 11 1	11,976 1 1
Boorcan	661	26 9 3	9 8 4	..	213	219	181 5 10	13	72	134	..	6	199	157	1	1,119 17 10	1,337 1 3
Terang	26,636	5,363 8 2	443 10 9	81 19 5	5,408	9,988	4,820 14 5	35	574	136	46	27	527	114	6	2,351 3 0	13,060 15 9
Garvoc	4,608	503 0 6	48 17 10	2 12 0	3,479	591	731 0 4	3	3	15	..	2	3	..	..	82 16 6	1,368 7 2
Panmure	5,054	537 5 10	28 6 2	0 6 6	2,981	566	777 13 9	..	..	..	..	..	..	..	..	1 6 11	1,344 19 2
Cudgee	2,393	226 6 7	11 10 5	10 19 6	178	180	111 11 4	..	..	..	..	..	5	..	..	0 13 6	361 1 4
Allansford	6,856	805 2 4	60 11 8	105 16 9	665	1,621	793 7 8	25	25	3	1	14	78	10	5	124 1 2	1,888 19 7
Warrnambool	53,855	12,858 6 8	958 6 8	223 6 8	40,592	51,945	11,418 6 2	45	174	49	143	36	163	112	69	1,833 15 5	27,292 1 7
Law's Siding	..	..	..	..	..	24	..	..	..	..	..	..	..	..	..	..	..
Warrnambool Box Works Siding ..	..	..	..	..	..	2	..	..	..	..	..	..	..	..	..	..	..
Warrnambool Woollen Mills Siding	..	..	..	..	..	159	..	..	..	..	..	..	..	..	..	..	..
Dennington	3,204	86 7 11	9 14 11	..	8,995	11,020	1,818 9 1	..	..	..	..	..	..	..	..	..	1,914 11 11
Illowa	5,046	412 13 5	12 14 2	7 2 0	5,102	1,733	2,652 5 10	4	..	1	..	3	19	..	..	17 11 3	3,102 6 8
Koroit	20,388	2,788 3 4	148 3 5	92 13 0	6,654	4,156	3,926 16 10	22	45	74	37	1	47	52	6	843 12 9	7,799 9 4
Crossley	709	26 10 6	0 3 7	..	3,247	234	1,762 11 11	..	..	..	..	..	..	..	..	..	1,789 6 0
Kirkstall	614	24 12 9	1 13 0	..	43	122	46 10 10	..	..	..	..	..	..	..	..	..	72 16 7
Moyne	566	17 17 5	1 0 3	0 5 0	185	131	61 15 10	..	..	..	..	..	..	..	..	..	80 18 6
Rosebrook	379	16 18 1	0 16 7	..	6	..	2 18 0	..	..	..	..	..	..	..	..	..	20 7 8
Port Fairy	10,127	2,403 0 1	249 2 8	10 12 3	6,337	3,196	3,089 11 1	19	32	104	21	3	4	44	..	586 0 0	6,338 6 1

Geelong-Ballarat Line.																
Moorabool	2,695	151 14 0	20 9 1	3 5 9	531	1,341	94 19 6	..	..	..	..	..	..	..	..	270 8 4
Gheringhap	6,275	222 14 3	27 6 9	1 15 6	910	812	149 17 10	2	..	..	..	2	2	21	..	7 17 0	409 11 4
Bannockburn	12,442	929 7 10	104 3 5	4 9 0	3,710	1,545	828 12 1	12	6	47	13	8	6	8	2	249 2 0	2,115 14 4
Lethbridge	8,368	639 1 8	29 15 4	3 1 0	8,047	730	1,267 15 9	..	..	..	..	..	..	..	..	16 15 1	1,056 8 10
Lethbridge Quarry Siding ..	..	..	..	..	16,396	274	1,675 18 2	..	..	..	..	..	..	..	..	..	1,675 18 2
Meredith	12,301	1,146 14 5	99 13 4	6 0 6	4,522	1,332	1,050 12 5	13	21	89	6	4	2	64	1	302 9 9	2,605 10 5
Elaine	6,474	613 12 2	64 7 10	3 6 6	6,612	634	1,330 17 11	5	1	23	1	4	2	83	..	40 6 4	2,052 10 9
Lignite Siding	..	..	..	..	1,280	..	203 19 8	..	..	..	..	..	..	..	..	..	203 19 8
Lal Lal Racecourse	..	..	..	..	..	..	..	..	..	..	..	..	..	..	..	..	..
Lal Lal	5,787	329 2 3	22 8 8	1 16 6	3,724	229	745 18 6	..	..	..	..	1	..	1	..	2 19 0	1,102 5 8
Yendon	4,758	298 3 8	88 1 0	1 2 6	468	262	163 7 0	2	1	31	..	7	1	28	..	57 6 2	603 0 4
Navigator	2,874	100 18 8	4 14 7	..	..	..	..	..	..	..	..	..	..	..	..	..	105 13 3
Gheringhap-Maroona Line.																
Murgheboluc	104	8 4 9	1 13 11	..	266	33	50 11 4	..	..	..	..	..	..	..	..	..	60 10 0
Inverleigh	1,777	161 10 10	26 5 2	1 10 6	2,009	746	478 10 8	4	..	17	..	2	4	5	..	26 14 0	694 11 2
Doroq	72	8 9 2	0 4 4	..	752	220	150 4 10	..	..	..	..	..	..	..	..	0 16 6	159 14 10
Wingeel	373	80 15 1	12 13 5	0 14 6	141	102	72 11 7	..	..	19	1	2	4	12	..	67 4 0	233 18 7
Porncet	195	30 7 6	11 5 7	0 7 0	222	37	67 5 6	..	..	..	..	1	1	4	..	..	109 5 7
Duverney	200	49 3 1	2 11 4	0 1 6	2,730	618	919 0 8	..	..	..	..	8	..	..	..	..	1,000 16 7
Berrybank	1,055	242 16 2	26 0 0	1 11 0	5,834	1,971	2,391 16 7	4	1	16	3	7	4	25	1	64 13 2	2,726 16 11
Gnarkeet	137	42 5 7	3 0 1	0 6 6	2,853	508	1,124 6 1	..	..	..	..	..	..	..	..	..	1,169 18 3
Lismore	3,072	658 18 5	71 10 6	1 18 0	4,871	2,985	2,164 15 8	11	3	43	6	7	2	90	2	196 17 6	3,094 0 1
Derrinallum	2,543	447 12 0	58 16 4	18 8 0	1,435	1,472	843 14 5	10	40	126	5	12	5	121	..	748 6 11	2,116 17 8
Vite Vite	216	38 1 9	2 3 3	1 3 3	2,209	506	1,002 9 2	..	..	1	..	2	..	1	..	7 1 9	1 050 19 2
Pura Pura	260	94 11 11	4 7 1	0 2 0	396	58	244 12 4	..	..	73	..	2	..	37	..	296 2 3	639 15 7
Nerrin Nerrin	717	203 6 2	12 3 3	9 15 6	2,185	418	528 2 10	10	..	14	..	8	2	57	..	85 14 10	838 16 7
Westmere	1,880	514 19 9	53 14 1	3 11 9	7,006	2,382	3,970 9 10	19	16	120	..	8	2	50	..	621 14 0	5,164 9 5
Mininera	599	122 7 0	13 2 0	0 12 11	2,207	1,023	1,405 6 6	..	..	..	..	1	1	..	..	14 0 6	1 555 8 11
Tatyoon	853	194 5 8	27 10 5	0 13 3	2,939	937	1,680 17 1	3	2	24	..	2	2	10	..	100 13 5	2,003 19 10
Queenscliff Line.																
South Geelong	15,910	1,171 18 1	233 6 6	2 18 3	637	16,598	358 6 5	..	..	..	..	..	..	..	..	..	1,766 9 3
Cheetham Salt Siding	..	..	..	..	7,603	325	3,448 19 3	..	..	..	..	..	..	..	..	..	3,448 19 3
Moolap	793	27 2 3	2 2 1	0 1 6	..	..	..	..	..	..	..	..	..	..		..	29 5 10
Leopold	716	42 7 2	0 18 8	..	295	537	47 19 6	..	..	..	..	..	..	..	..	..	91 5 4
Curlewis	532	34 4 1	0 15 1	2 5 3	438	400	77 17 0	..	..	..	..	..	..	..	..	..	115 1 5
Drysdale	6,303	498 1 3	171 8 11	1 15 0	3,836	1,529	1,131 17 6	14	7	7	1	4	1	8	..	75 1 2	1,878 3 10
Mannerim	1,090	74 5 0	1 5 11	..	1.044	376	149 15 4	..	..	..	..	..	1	1	..	..	225 6 3
Marcus	1,088	117 13 5	72 6 0	93 17 9	..	15	..	6	..	..	..	6	..	..	..	12 11 3	296 8 5
Queenscliff	15,518	2,136 4 8	215 19 2	16 6 0	698	4,624	491 4 6	3	4	..	6	1	25	21	4	24 17 4	2,884 11 8
Wensleydale Line.																
Layard	..	..	..	..	441	13	82 10 8	..	..	..	..	..	..	..	..	..	82 10 8
Gherang	..	..	..	..	1,987	32	281 0 2	..	..	..	..	..	..	..	..	..	281 0 2
Wormbete	..	..	..	..	2.197	10	391 10 1	..	..	..	..	..	..	..	..	..	391 10 1
Wensleydale	..	..	0 0 2	..	1,492	44	226 8 2	..	..	..	..	..	..	..	..	..	226 8 4
Forrest Line.																
Whoorel	138	4 7 0	1 19 3	..	1,682	415	427 15 1	..	..	..	..	..	..	..	..	1 8 0	435 9 4
Dean Marsh	3,075	645 9 10	56 11 7	3 12 6	1,355	804	470 11 8	2	2	..	29	3	1	..	..	44 1 1	1 220 6 8
Pennyroyal	621	23 15 4	15 11 10	..	862	183	215 6 0	..	..	..	4	2	1	..	2	3 10 6	258 3 8
Murroon	630	24 14 3	11 11 0	11 5 6	991	411	218 14 11	5	16	27	9	6	..	11	..	119 1 3	385 6 11
Barwon	1.496	72 17 3	24 12 7	0 1 6	6,935	492	2,514 3 2	2	..	..	4	1	..	..	5	8 12 4	2,620 6 10
Geranganete	228	8 11 9	0 10 0	3 10 0	288	40	165 17 6	..	..	..	3	..	..	..	..	7 1 6	185 10 9
Yaugher	105	7 3 8	0 10 0	..	31	431	24 5 0	..	..	..	..	..	..	..	..	..	31 18 8
Forrest	2 315	622 18 5	44 15 11	5 6 0	9,456	925	4,158 12 11	1	..	3	4	4	3	8	..	2 16 6	4,834 9 9

APPENDIX No. 26.—RETURN OF TRAFFIC AT EACH STATION—*continued.*

STATIONS.	PASSENGERS. Outwards. Number of Passenger Journeys.	PASSENGERS. Outwards. Revenue.	PARCELS. Outwards. Revenue.	HORSES, CARRIAGES, AND DOGS. Outwards. Revenue.	GOODS. Outwards. Tons.	GOODS. Inwards. Tons.	GOODS. Outwards. Revenue.	LIVE STOCK. Outwards. Number of Trucks. Horses.	Cattle.	Sheep.	Pigs.	LIVE STOCK. Inwards. Number of Trucks. Horses.	Cattle.	Sheep.	Pigs.	LIVE STOCK. Outwards. Revenue.	TOTAL OUTWARDS TRAFFIC REVENUE.
		£ s. d.	£ s. d.	£ s. d.			£ s. d.									£ s. d.	£ s. d.
BEECH FOREST LINE.																	
Tulloh	73	2 11 0	..	..	..	..	..	..	..	..	..	..	..	..	..	..	1 21 0
Coram	765	20 3 0	0 2 9	..	..	..	0 2 8	..	..	..	..	..	..	..	..	..	20 8 5
Barongarook	876	28 5 10	3 3 4	..	817	31	88 0 7	..	..	..	..	..	..	..	..	..	119 9 9
Kawarren	1,119	59 2 10	3 10 4	..	4,082	149	1,264 15 1	..	..	..	..	..	..	..	..	..	1,327 8 3
Hitt's Siding	..	..	..	..	2,011	57	415 7 7	..	..	..	..	..	..	..	..	..	415 7 7
Lovat	861	51 7 1	1 16 0	..	639	40	140 9 5	..	..	..	..	..	..	..	..	..	193 12 6
Gellibrand	3,848	278 6 8	13 4 4	0 12 6	748	281	304 10 1	..	19	18	11	1	5	11	3	42 3 10	638 17 5
Banool	469	34 19 0	0 16 6	..	10	14	9 14 2	..	..	..	..	..	..	..	..	..	45 9 8
Wimba	272	19 19 3	0 13 11	..	16	16	11 15 2	..	..	..	..	..	..	..	..	..	32 8 4
McDevitt	223	19 10 7	1 7 9	..	20	9	10 10 7	..	..	..	..	..	..	..	..	..	31 8 11
Dinmont	258	22 0 11	0 4 4	..	134	35	36 17 9	..	..	..	..	..	..	..	..	..	59 3 0
Ditchley	132	14 5 10	..	..	..	..	0 1 0	..	..	..	..	..	..	..	..	..	14 6 10
Beech Forest	7,757	1,010 11 8	113 14 6	1 5 3	2,689	1,004	1,451 6 5	17	65	54	18	8	29	55	1	213 7 10	2,790 5 8
Buchanan	..	..	1 3 11	..	..	..	..	..	..	..	..	..	..	..	..	..	1 3 11
Ferguson	1,974	58 13 2	4 18 10	0 2 0	3,909	337	2,188 9 9	..	..	..	..	2	..	3	..	..	2,252 3 9
Weeaproinah	1,639	88 3 10	1 9 0	0 4 9	454	187	230 13 4	..	2	2	1	3	5	13	..	9 16 0	330 6 11
*Pile Siding	..	..	..	..	2,292	53	1,325 5 10	..	..	..	..	..	..	..	..	..	1,325 5 10
Kincaid Siding	2,187	105 6 4	1 16 8	0 2 0	4,948	119	2,538 1 4	..	..	..	..	2	2	..	..	..	2,645 6 4
Wyelangta	3,361	181 18 4	6 3 5	0 0 6	4,711	229	2,486 13 6	..	..	..	..	3	..	4	..	..	2,674 15 9
Smith's Siding	..	..	..	..	2,618	92	1,305 7 3	..	..	..	..	..	..	..	..	..	1,305 7 3
Stalker	2,517	194 3 2	4 8 3	0 6 9	3,318	124	1,453 15 11	..	..	..	..	2	1	6	..	..	1,652 14 1
*Macknott Siding	..	..	..	..	102	6	51 2 4	..	..	..	..	..	..	..	..	..	51 2 4
Laver's Hill	2,600	387 5 1	22 7 8	1 0 6	913	446	584 5 2	32	167	16	13	10	28	13	..	423 12 5	1,418 10 10
Crowes	686	97 10 10	8 0 9	1 4 6	292	363	314 18 4	..	..	7	22	5	7	8	..	51 6 8	473 1 1
TIMBOON LINE.																	
Naroghid	56	3 9 5	2 3 7	..	5	29	5 17 0	..	..	..	..	..	1	..	..	..	11 10 0
Cobden	1,803	262 2 2	89 11 4	0 14 6	2197	1,834	1,200 9 0	4	7	3	8	..	4	1	1	101 6 9	1,654 3 9
Ellingamite Siding	54	4 11 0	0 17 8	..	4,395	19	468 14 4	..	..	..	..	..	..	..	..	..	474 3 0
Glenfyne	253	36 0 8	5 6 3	..	1,801	68	284 18 0	..	..	..	..	..	..	..	..	..	326 4 11
Curdie	2,363	178 12 4	16 0 1	6 14 0	10,038	537	4,357 0 7	1	1	..	..	4	..	..	..	2 17 3	4,561 4 3
Timboon	2,177	440 19 2	46 7 11	6 10 6	1,478	549	488 19 8	12	18	18	19	8	15	18	1	166 9 5	1,149 6 8
MORTLAKE LINE.																	
Mortlake	5,017	1,293 19 9	142 11 6	7 6 9	2,278	3,281	2,197 2 10	7	15	46	3	6	71	51	..	316 9 7	3,957 10 5
KOROIT–HAMILTON LINE.																	
Warrong	90	7 14 8	9 0 6	0 0 6	556	15	55 9 4	..	..	..	..	..	..	..	..	..	63 5 0
Woolsthorpe	241	24 13 3	0 8 2	0 6 0	182	84	31 18 11	2	..	1	..	1	..	1	..	2 17 9	60 4 1
Hawkesdale	2,422	300 16 6	27 0 0	0 10 9	1,098	507	235 5 6	6	48	108	1	1	11	40	1	894 16 0	1,458 8 9
Minhamite	453	91 4 4	4 6 9	1 3 9	1,301	131	217 2 3	..	..	27	..	1	6	11	1	58 14 0	372 11 1
Purdeet	562	87 12 11	5 15 7	0 2 6	470	139	194 17 6	..	..	..	..	..	..	1	..	..	288 8 6
Penshurst	5,463	1,014 19 11	117 18 8	14 1 0	987	1,661	980 16 0	4	56	105	21	1	22	32	11	775 14 9	2,903 10 4
Tabor	193	21 2 8	1 4 1	..	390	111	181 12 2	..	..	..	..	..	..	..	..	..	208 18 11
Yatchaw	385	28 10 1	1 2 5	0 9 6	390	152	253 10 11	4	5	8	4	..	5	4	1	62 6 0	345 18 11

MELBOURNE-WODONGA LINE.

Kensington	1,501,473	19,917 12 8	228 4 11	4 18 3	20,424	65,848	4,014 15 0	..	..	105	..	..	..	36	..	140 7 6	15,305 18 4
Newmarket	2,026,148	17,175 7 10	211 19 10	2,607 15 9	8,461	46,778	1,665 7 2	1,383	4,286	7,738	299	1,414	12,436	17,381	7	34,772 12 10	56,433 3 5
Newmarket Show Ground	..	..	..	..	..	..	..	..	..	..	..	..	..	..	..	..	..
Ascot Vale	2,636,943	23,006 8 11	315 8 9	12 18 6	..	..	..	..	..	..	..	..	..	..	..	..	23,334 16 2
Moonee Ponds	2,023,164	19,899 9 9	358 8 2	12 1 3	..	..	..	..	..	..	..	..	..	..	..	..	20,269 19 2
Essendon	1,821,661	21,861 10 6	391 7 4	34 18 3	636	18,506	426 5 6	..	..	..	..	..	..	..	..	..	22,714 1 7
Essendon—Building Tickets (Free)	4,360	..	..	..	..	..	..	..	..	..	..	..	..	..	..	..	..
North Essendon	9,552	95 9 10	..	..	..	..	..	..	..	..	..	..	..	..	..	..	95 9 10
Pascoe Vale	101,558	1,180 13 4	10 7 0	0 9 6	..	..	1 4 7	..	..	..	..	..	..	..	..	..	1,192 14 5
Glenroy	78,751	1,250 19 5	24 5 8	1 8 0	209	1,733	17 2 10	..	..	..	..	..	..	..	..	11 2 9	1,304 18 8
Broadmeadows	440,952	15,119 11 7	478 10 7	6 2 6	750	11,826	267 1 11	25	20	3	..	16	25	7	..	116 16 11	15,988 3 6
Somerton	5,945	120 7 6	51 13 4	0 1 6	324	785	50 15 3	..	3	3	..	3	1	3	1	9 9 10	232 7 5
Craigieburn	8,362	425 7 3	151 7 9	18 17 0	2,225	1,024	397 17 6	25	13	111	3	36	68	153	..	372 8 1	1,365 17 7
Donnybrook	7,760	492 12 3	223 3 5	13 5 9	2,386	1,256	492 6 1	64	78	269	..	15	24	200	..	967 10 9	2,189 7 3
Beveridge	4,070	289 14 11	48 4 0	4 19 9	558	346	176 10 2	4	..	46	1	4	7	53	..	80 11 6	600 0 4
Wallan	10,561	891 7 4	155 9 3	14 6 0	3,582	717	669 4 9	..	73	302	1	20	44	220	..	967 10 9	2,697 18 1
Lightwood	..	..	..	..	844	..	120 19 6	..	..	..	..	..	..	..	..	..	120 19 6
Kilmore Junction	918	68 15 2	3 5 0	0 4 0	1	..	2 0 0	..	..	..	..	..	..	..	..	..	74 4 2
Wandong	3,960	335 17 6	27 0 9	1 2 0	4,660	542	992 12 4	2	2	30	..	2	2	10	..	42 4 0	1,398 16 7
Kilmore East	11,912	1,621 7 10	111 2 4	38 3 3	791	213	173 17 1	18	57	64	..	11	41	104	..	294 18 4	2,230 8 10
Broadford	13,933	1,518 18 2	156 14 0	9 2 9	4,993	3,729	1,676 8 7	24	14	122	1	20	18	129	..	383 14 1	3,744 17 7
McDongall	..	..	..	..	4,663	10,150	1,923 19 3	..	..	..	..	..	..	..	..	..	1,923 19 3
Tallarook	11,633	1,216 11 2	58 5 1	9 9 0	2,853	358	905 7 9	6	15	48	5	7	14	39	..	138 0 1	2,327 13 1
Dysart	..	..	..	..	840	30	250 11 4	..	..	..	..	..	..	..	..	1 2 0	251 13 4
Seymour	169,483	32,670 14 6	775 2 4	40 2 3	4,011	17,665	2,458 11 3	95	75	215	1	111	66	176	13	957 7 9	36,901 18 1
Graveside	..	..	1 0 0	..	..	..	..	..	..	..	..	..	..	..	..	..	1 0 0
Mangalore	5,161	776 0 3	34 18 0	20 7 6	5,191	149	1,243 10 9	..	2	..	..	..	7	..	..	3 0 0	2,077 17 3
Avenel	7,132	778 17 3	54 6 9	63 14 3	2,291	518	917 9 3	6	12	61	2	2	10	60	..	204 6 2	2,018 13 8
Monea	441	50 9 11	3 2 4	0 3 0	18	13	18 14 0	..	..	..	..	..	..	..	..	..	72 9 3
Locksley	2,249	170 6 0	8 5 10	0 6 3	1,522	278	546 17 4	..	..	28	..	..	..	34	..	80 2 6	805 17 11
Longwood	6,067	857 6 7	51 3 5	13 9 6	4,159	600	1,625 18 10	6	33	70	1	5	28	76	..	340 5 11	2,888 4 3
Creighton	822	53 12 9	3 2 11	0 2 6	4,741	64	1,562 13 2	..	..	..	..	..	..	..	..	..	1,619 11 4
Euroa	15,962	3,212 16 11	288 19 8	62 10 6	12,923	3,401	5,197 12 0	39	77	196	2	31	90	250	..	900 19 4	9,662 18 5
Balmattum	495	22 15 1	6 14 7	2 12 0	648	1,208	238 10 6	..	..	..	..	..	..	..	..	..	270 12 2
Violet Town	7,542	1,393 2 9	97 9 10	55 12 0	11,823	1,208	4,467 19 5	10	22	157	12	20	80	1	..	370 12 9	6,384 16 9
Baddaginnie	2,573	349 6 8	31 9 3	3 8 6	9,460	472	3,507 14 7	1	68	33	..	8	75	39	..	391 1 8	4,283 0 8
Hanson's Siding	..	..	..	..	4,275	12	1,525 3 5	..	..	..	..	..	..	..	..	..	1,525 3 5
Benalla	43,030	8,322 5 2	503 9 7	62 11 5	8,188	11,784	4,267 4 0	51	149	184	48	56	188	370	6	1,179 12 4	14,335 2 6
Winton	1,937	144 14 7	9 1 2	0 1 6	1,700	2,122	736 4 10	..	..	..	..	..	..	..	..	..	890 2 1
Head's Siding	..	..	..	..	2,347	1,612	896 13 4	..	..	..	..	..	..	..	..	..	896 13 4
Glenrowan	8,311	850 17 8	44 8 6	9 14 9	16,406	921	2,693 7 8	4	32	23	..	..	21	50	..	216 17 7	3,824 6 2
Wangaratta	47,551	9,856 8 9	730 17 9	238 19 11	11,815	19,815	6,024 19 9	98	165	309	87	34	210	518	138	1,722 17 6	18,574 3 8
Beechworth Junction	859	106 4 1	7 11 4	6 9 9	7,527	485	2,522 2 0	..	..	..	..	..	..	..	..	..	2,642 7 2
Springhurst	7,304	1,149 1 5	59 0 9	1 15 6	6,245	1,079	1,635 4 2	2	24	80	90	4	3	46	20	440 4 8	3,285 6 6
Chiltern	8,048	1,710 13 2	105 6 0	49 3 9	2,802	3,843	1,221 0 9	8	5	41	1	7	3	41	..	80 4 5	3,166 8 1
Barnawartha	4,289	749 9 2	34 0 3	1 14 0	2,684	1,088	1,257 9 8	10	47	160	18	15	10	12	..	981 7 0	3,024 0 1
Wodonga	25,604	3,819 17 4	237 12 0	148 8 0	2,977	5,748	2,281 4 6	621	2,135	6,404	23	566	3,070	5,605	20	48,015 5 8	54,502 7 6

WALLAN-BENDIGO LINE.

Leslie	42	3 18 7	0 2 4	..	271	6	48 19 2	..	..	..	..	..	..	..	..	..	53 0 1
Bylands	201	11 13 0	5 18 7	0 3 0	3,215	75	554 4 7	..	..	..	1	..	..	2	..	0 14 0	572 13 2
Kilmore	3,067	398 5 9	82 12 4	19 10 9	1,407	1,922	571 15 0	10	8	83	2	7	26	61	67	192 0 1	1,264 3 11
Willowmavin	211	25 16 8	4 19 8	0 7 6	365	91	105 6 9	..	1	28	..	..	..	18	..	47 9 6	184 0 1
Moranding	208	22 16 11	10 11 2	1 3 0	136	38	48 13 10	..	..	1	..	..	..	1	..	3 1 9	86 6 8
High Camp	698	82 16 4	18 7 2	0 2 0	1,021	91	306 5 7	1	4	63	..	4	2	19	..	130 13 0	538 4 1
Pyalong	1,537	232 5 5	49 3 9	0 2 9	4,921	216	1,056 13 4	3	2	32	..	2	1	18	1	142 0 0	1,480 5 3
Tooborac	2,067	314 15 8	87 1 3	0 7 6	4,851	593	1,264 19 3	4	9	89	2	5	5	48	..	251 10 6	1,918 14 2
McIvor Siding	..	..	..	..	26,044	58	7,047 11 11	..	..	..	..	..	..	..	..	..	7,047 11 11
Argyle	2,961	409 19 1	16 0 10	0 1 0	7,315	858	2,647 0 4	..	..	..	..	..	..	..	..	..	3,073 1 3
Heathcote	7,563	1,178 12 4	117 2 2	14 15 3	5,713	2,610	1,406 10 3	9	28	106	..	11	63	107	..	296 8 3	3,013 8 3
Derrinal	571	71 1 10	4 2 11	0 2 6	2,505	145	707 18 3	10	15	34	3	3	5	11	..	105 19 0	889 4 6
Knowsley	1,977	219 13 2	21 10 11	9 7 3	8,360	369	1,763 8 10	3	1	41	1	5	1	20	..	69 1 0	2,086 1 2
Ingham	..	..	..	..	1,570	42	201 4 8	..	..	..	..	..	..	..	..	..	201 4 8
Axedale	2,220	158 11 3	29 16 1	0 7 3	6,224	477	823 15 10	2	2	..	..	1	4	12	..	9 14 3	1,022 4 8
Longlea	569	28 18 0	3 16 3	0 2 6	765	51	169 9 0	..	..	..	..	..	..	..	..	..	202 5 9

Appendix No. 26.—Return of Traffic at each Station—*continued*.

Stations.	Passengers. Outwards. Number of Passenger Journeys.	Passengers. Outwards. Revenue.	Parcels. Outwards. Revenue.	Horses, Carriages, and Dogs. Outwards. Revenue.	Goods. Outwards. Tons.	Goods. Inwards. Tons.	Goods. Outwards. Revenue.	Live Stock. Outwards. Number of Trucks. Horses.	Cattle.	Sheep.	Pigs.	Live Stock. Inwards. Number of Trucks. Horses.	Cattle.	Sheep.	Pigs.	Live Stock. Outwards. Revenue.	Total Outwards Traffic Revenue.
		£ s. d.	£ s. d.	£ s. d.			£ s. d.									£ s. d.	£ s. d.
Mansfield Line.																	
Trawool	1,086	83 12 3	10 14 3	0 11 8	481	219	190 16 6	..	..	..	..	2	..	..	..	1 3 6	286 18 2
Granite	38	3 8 8	0 10 0	..	1	..	2 0 4	..	..	..	..	..	..	..	..	..	5 19 0
Kerrisdale	856	95 4 5	11 0 1	8 17 5	404	177	247 6 2	4	13	13	2	17	3	35	..	122 15 3	485 3 4
Homewood	653	91 12 1	9 7 8	0 4 0	266	115	143 11 11	2	14	37	1	13	2	36	..	156 8 0	401 3 8
Yea	7,265	1,552 12 7	187 7 1	13 15 8	1,368	2,452	1,019 10 1	151	106	193	5	85	35	41	..	1,355 0 0	4,128 5 5
Cheviot	203	7 11 9	3 19 10	..	3,764	245	1,463 1 11	..		..	..	..	..	..	..	..	1,474 13 6
Molesworth	1,083	182 19 0	14 12 6	0 15 0	1,115	188	525 9 0	2	59	61	..	18	16	62	..	387 16 4	1,111 11 10
Cathkin	1,853	425 11 5	18 14 5	0 16 0	210	47	125 7 1	..	9	1	2	6	16	16	..	16 2 10	586 11 9
Yarck	1,201	283 3 9	28 0 0	6 6 3	767	478	455 1 11	1	15	70	1	3	3	55	..	253 7 10	1,025 19 9
Kanumbra	548	111 10 4	9 10 10	0 9 0	176	64	131 14 0	1	..	14	1	2	1	21	1	56 7 3	309 11 5
Merton	1,458	166 2 4	19 17 1	0 10 9	1,346	240	660 10 1	2	..	11	..	2	..	13	..	39 10 9	886 11 0
Woodfield	838	109 17 0	12 10 2	0 5 0	443	90	250 5 11	2	3	15	..	1	3	10	..	68 17 0	441 15 1
Bonnie Doon	2,777	394 4 4	43 18 2	1 6 3	495	485	333 16 1	4	30	44	..	4	15	28	..	320 16 2	1,094 1 0
Maindample	1,518	195 13 1	9 12 8	1 0 6	742	216	510 18 6	3	3	8	..	..	4	6	..	49 15 0	766 19 9
Mansfield	5,403	2,347 18 10	192 13 6	16 6 9	2,290	2,936	2,007 11 0	31	255	183	5	22	95	46	..	1,949 8 10	6,573 18 11
Alexandra Line.																	
Rhodes	436	60 0 2	5 12 9	..	205	47	132 17 8	..	..	15	..	..	1	12	..	112 1 9	310 12 4
Alexandra	3,715	1,351 13 0	124 19 0	6 7 0	5,884	5,229	3,597 0 8	20	35	39	15	11	13	61	..	480 14 6	5,560 14 2
Seymour–Tabilk Line.																	
Tabilk	2,001	264 0 3	43 5 11	12 16 6	3,482	260	1,368 5 7	5	..	13	2	3	13	48	1	67 2 5	1,755 10 8
Nagambie	12,512	1,514 5 4	148 2 8	18 11 9	12,290	2,132	4,487 9 5	20	78	114	6	17	89	51	..	594 14 5	6,763 3 7
Wahring	2,030	349 9 10	29 11 10	0 14 9	5,373	1,043	2,050 12 0	2	..	40	2	6	12	19	1	125 12 3	2,556 0 8
Murchison East	7,366	1,524 3 9	92 16 11	63 16 3	2,792	659	1,376 4 10	29	137	131	5	39	108	109	3	1,006 18 10	4,064 0 7
Arcadia	3,189	464 6 8	32 3 2	1 12 6	17,615	7,252	6,302 7 8	21	18	69	..	13	33	128	..	379 3 8	7,179 13 8
Toolamba	7,812	1,127 4 11	49 17 9	13 4 3	6,744	1,155	2,767 3 4	15	26	113	4	12	42	104	1	418 17 10	4,376 8 1
Mooroopna	7,197	1,464 15 7	114 7 9	16 14 6	10,088	6,705	5,280 5 7	13	66	62	..	11	89	97	..	565 18 1	7,442 1 6
Goulburn Valley Industries Coy.'s Siding	..	..	..	..	..	1	..	..	..	..	..	..	..	47	..	..	..
Shepparton	28,269	6,613 6 1	616 5 1	152 6 9	7,970	9,763	4,996 17 7	96	155	361	8	86	139	364	78	1,997 0 10	14,375 16 4
Congupna	866	105 10 5	5 2 7	6 9 3	4,477	213	2,086 11 8	7	3	15	2	4	3	11	..	46 3 10	2,249 17 9
Tallygaroopna	3,175	453 6 4	31 13 7	0 7 0	8,177	2,278	3,842 7 4	2	5	8	4	4	12	10	2	72 1 7	4,399 15 10
Wunghnu	3,610	470 16 8	22 16 5	4 7 9	6,151	520	2,839 9 4	5	44	16	..	8	23	25	..	276 9 6	3,613 19 8
Numurkah	13,829	3,242 8 2	252 11 5	27 5 2	3,009	3,233	2,162 12 4	36	105	74	12	80	53	102	26	869 11 10	6,554 8 11
Katunga	861	176 8 4	15 16 11	0 7 0	6,057	373	3,100 12 5	4	5	30	4	1	3	16	..	162 6 11	3,455 11 7
Strathmerton	3,038	497 2 10	45 0 4	2 5 6	5,099	770	2,687 17 8	2	51	91	1	8	66	33	..	638 13 10	3,871 0 2
Yarroweyah	910	149 14 1	10 7 5	0 8 0	2,314	252	1,196 15 10	2	15	19	2	2	8	7	..	162 16 2	1,520 1 6
Cobram	4,014	1,810 12 2	150 18 11	8 9 9	10,515	4,738	6,325 15 0	16	61	141	7	22	59	37	1	1,076 18 1	9,372 13 11
Rushworth Line.																	
Murchison	1,199	62 7 3	23 5 10	..	2,762	944	1,293 7 7	..	..	..	..	..	..	..	..	..	1,379 0 8
Hammond	1	0 0 6	..	..	5,451	..	1,812 17 9	..	..	..	..	..	..	..	..	..	1,812 18 3
Waranga	494	42 11 1	7 10 2	..	597	46	238 17 9	..	..	..	..	..	..	..	..	..	288 10 0
Rushworth	5,268	1,144 12 1	133 18 7	3 8 3	18,739	6,843	7,442 8 6	5	6	25	2	10	2	59	..	124 11 5	8,848 8 10

Colbinabbin Line.																		
Erwen	8	0 4 2	0 2 11	.	744	68	316 0 8	..	.			..	.	..	..	.	316 7 9
Wanalta	234	36 10 11	3 15 10		11,216	441	4,467 17 0	..	..	..	.	..	..	..	..	1 5 0	1,509 12 0
Colbinabbin	491	146 4 7	15 3 6	4 5 9	10,625	1,231	4,898 16 2	2	1	12	..	2	7	21	..	86 18 8	5,151 8 8
Toolamba–Echuca Line.																		
Tatura	7,181	1,626 10 11	158 11 1	111 2 6	6,167	3,084	3,129 8 6	44	74	140	30	33	21	47	11	880 14 8	5,906 7 8
Byrneside	652	130 12 4	10 10 10	8 12 6	1,370	115	681 4 3	5	7	47	2	2	3	20	1	160 9 11	991 9 10
Merrigum	3,160	613 14 9	46 13 11	7 8 3	6,679	2,084	3,717 13 4	2	7	67	12	7	10	51	0	332 2 2	4,717 12 5
Kyabram	8,740	2,497 12 0	355 4 7	34 19 0	11,152	7,420	6,525 3 1	18	42	92	31	27	62	157	6	756 6 6	10,169 5 2
Tongala	3,605	822 15 2	66 18 10	16 19 1	5,195	1,958	2,864 19 2	5	28	106	13	15	44	107	..	532 2 6	4,303 14 9
Koyuga	1,225	115 12 8	8 16 10	3 8 0	6,025	598	2,883 17 4	..	5	49	1	6	7	41	..	233 7 6	3,245 2 4
Katamatite Line.																		
Pine Lodge	497	22 11 5	5 5 9	..	5,317	1,513	2,597 18 3	..	..	..	..	..	2	6	..	3 7 11	2,629 3 4
Lamrock	..	..	..	..	17,698	..	1,623 6 4	..	..	..	..	..	..	..	..	..	1,623 6 4
Cosgrove	1,324	171 1 11	17 11 5	4 0 6	8,815	783	4,210 18 11	..	..	25	..	9	8	40	..	98 18 9	4,502 11 6
Dookie	3,414	830 6 1	78 1 5	10 9 3	4,933	1,921	2,744 3 0	20	13	23	7	15	16	55	..	162 8 9	3,825 8 6
Yabba South	76	7 19 9	0 1 11	..	3,284	123	1,531 6 8	..	..	..	..	..	..	..	..	..	1,539 8 4
Yabba North	354	66 9 1	5 18 3	..	8,050	427	3,854 3 4	1	..	19	..	2	..	7	..	29 11 0	3,956 1 8
Youanmite	295	60 12 1	8 18 11	..	4,539	475	2,336 13 10	..	.	..	..	..	..	..	..	0 16 6	2,407 1 4
Katamatite	1,188	345 11 0	38 7 6	9 15 8	8,546	1,201	4,264 15 7	3	7	28	1	7	11	11	..	122 8 6	4,780 18 3
Tocumwaal Line.																		
Mywee	116	4 14 9	2 7 10	..	1,178	20	586 13 9	..	..	..	..	..	..	..	..	..	593 16 4
Tocumwaal	5,002	2,546 3 3	107 16 9	87 8 8	9,688	9,928	9,019 14 4	32	786	1,985	7	81	402	691	..	12,300 11 1	24,061 14 1
Picola Line.																		
Waaia	872	63 15 11	9 9 8	15 14 9	5,576	535	2,893 0 2	12	12	43	..	12	10	34	..	239 1 4	3,221 1 10
Nathalia	3,739	1 162 10 1	111 3 11	14 14 0	8,166	2,040	4,584 10 0	22	53	71	12	30	71	49	..	635 1 10	6,507 19 10
Picola	1,505	457 7 11	87 7 2	0 15 0	7,102	857	3,741 8 1	11	31	21	..	19	33	58	..	270 15 11	4,557 14 1
Yarrawonga Line.																		
Chesney	73	2 10 7	..	..	2,176	2,640	882 19 4	..	..	..	..	..	..	..	..	..	885 9 11
Goorambat	3,552	100 2 1	29 15 5	1 10 9	6,027	4,460	2,720 15 4	1	2	12	..	2	..	2	..	56 17 3	3,209 0 10
Nooramunga	900	68 7 11	2 3 10	0 0 9	823	75	316 13 10	..	..	..	..	..	..	..	..	..	387 6 4
Devenish	3,519	480 10 3	48 0 0	9 15 0	8,817	1,154	4,486 19 5	1	..	36	..	3	14	34	14	99 3 3	5,124 8 5
St. James	4 682	820 13 8	47 1 7	4 11 9	9,241	1,531	4,555 2 9	2	10	25	..	3	8	27	..	102 14 4	5,530 4 1
Tungamah	4,027	1 042 16 4	60 7 11	9 11 6	9,584	1,734	4,924 7 6	20	14	100	..	18	36	160	1	401 5 5	6,438 8 8
Telford	1,497	304 18 8	6 7 9	0 6 6	8,588	320	4,336 4 0	..	..	5	..	1	6	1	..	32 4 0	4,680 0 11
Yarrawonga	9.335	3,654 1 6	185 8 3	41 13 0	19,490	5,563	11,121 13 8	42	110	534	13	39	128	65	1	3,508 18 11	18,511 15 4
Tatong Line.																		
Karn	85	6 4 11	0 1 0	..	1,844	19	748 5 10	..	..	..	..	..	..	..	..	2 16 0	757 7 9
Lima	623	74 0 8	8 16 11	..	1,379	515	509 6 9	5	15	14	3	2	7	23	..	99 6 4	691 10 8
Mallum	53	3 16 1	0 6 4	..	..	20	2 1 10	..	..	..	..	..	..	..	..	..	6 4 3
Tatong	609	95 6 10	13 6 7	0 0 6	1,677	218	519 2 3	..	5	5	6	1	1	11	.	63 14 8	691 10 10
Whitfield Line.																		
Targoora	12	0 16 10	..	..	..	..	..	..	..	..	..	..	..	..	..	..	0 16 10
Laceby	13	0 12 1	..	..	..	..	..	..	..	..	..	..	..	..	..	..	0 12 1
Oxley	939	41 16 3	1 17 0	..	66	128	22 3 6	..	..	..	..	..	..	..	..	..	65 16 9
Skehan	34	1 5 1	..	..	..	..	..	..	..	..	..	..	..	..	..	..	1 5 1
Docker	1,618	55 1 4	1 7 7	0 4 0	642	174	198 18 4	..	..	..	..	..	..	..	..	..	255 11 3
Byrne	532	32 11 8	..	..	..	..	..	..	..	..	..	..	..	..	..	..	32 11 8
Moylu	4,767	370 7 10	15 10 6	7 19 0	2,210	637	1,224 2 8	1	17	24	4	3	8	11	3	71 11 0	1 689 11 0
Angleside	93	13 4 8	..	..	..	..	..	..	..	..	..	..	..	..	..	..	13 4 8

Appendix No. 26.—Return of Traffic at each Station—*continued.*

Stations.	Passengers. Outwards. Number of Passenger Journeys.	Passengers. Outwards. Revenue.	Parcels. Outwards. Revenue.	Horses, Carriages, and Dogs. Outwards. Revenue.	Goods. Outwards. Tons.	Goods. Inwards. Tons.	Goods. Outwards. Revenue.	Live Stock. Outwards. Number of Trucks. Horses.	Cattle.	Sheep.	Pigs.	Live Stock. Inwards. Number of Trucks. Horses.	Cattle.	Sheep.	Pigs.	Live Stock. Outwards. Revenue.	Total Outwards Traffic Revenue.
		£ s. d.	£ s. d.	£ s. d.			£ s. d.									£ s. d.	£ s. d.
Whitfield Line—*continued.*																	
Claremont	155	10 6 9	..	..	..	..	..	..	..	..	..	..	..	..	..	..	10 6 9
Dwyer	210	15 12 5	..	..	..	..	..	..	..	..	..	..	..	..	..	..	15 12 5
Edi	1,925	216 5 5	6 16 9	..	320	98	167 12 3	..	1	11	..	..	2	4	..	13 9 9	404 4 2
Hyem	410	18 2 6	..	..	..	..	..	..	..	..	..	..	..	..	..	..	18 2 0
King Valley	1,124	114 10 11	4 17 3	..	282	71	122 17 5	..	..	..	2	..	..	3	5	1 6 3	243 11 10
Jarrott	328	32 13 6	..	..	..	..	..	..	..	..	..	..	..	..	..	..	32 13 6
Pieper	514	52 0 1	..	..	..	..	..	..	..	..	..	..	..	..	..	..	52 0 1
Whitfield	3,095	395 9 0	19 2 7	0 5 3	827	437	447 11 4	2	11	16	11	3	8	12	..	71 12 5	934 0 7
Wangaratta–Yackandandah Line.																	
Londrigan	1,367	56 0 8	8 17 1	..	1,093	306	303 19 3	..	..	..	..	..	..	..	..	5 1 0	373 18 0
Tarrawingee	2,281	249 9 8	13 11 11	9 9 6	1,376	683	475 8 10	..	..	..	..	..	..	..	..	..	747 19 11
Everton	4,281	495 9 11	19 12 7	1 5 0	3,053	220	903 7 5	..	4	2	..	1	2	6	1	16 4 6	1,435 19 5
Baarmutha	225	6 18 5	1 11 3	..	..	..	..	..	..	..	..	..	..	..	..	..	8 9 8
Beechworth	10,326	2,082 15 11	297 13 8	4 14 3	2,550	5,580	1,593 7 5	3	12	6	..	3	12	42	6	38 18 6	4,617 9 9
Wooragee	108	6 14 10	2 8 3	..	99	47	53 16 7	..	..	..	..	..	..	..	..	..	62 19 8
Yackandandah	1,620	475 14 1	46 2 9	1 1 0	757	1,187	576 19 1	1	..	1	5	..	..	..	..	17 11 8	1,117 8 7
Bright Line.																	
Brookfield	159	14 7 1	0 14 7	0 0 6	..	6	0 15 2	..	..	..	..	..	..	..	..	..	15 17 4
Bowman	1,340	213 8 5	11 11 2	4 14 6	1,204	402	717 0 2	5	29	26	4	1	4	16	..	236 8 7	1,183 2 10
Palmerston	697	40 15 1	6 0 0	0 1 6	513	61	226 1 1	..	..	..	1	..	2	..	1	3 18 7	276 16 3
Myrtleford	3,763	901 18 0	80 18 7	6 8 3	2,173	1,180	961 4 1	8	200	47	10	3	18	39	..	1,119 1 8	3,069 10 7
Ovens	393	18 4 1	7 7 10	0 1 6	388	73	238 17 9	..	..	..	..	..	..	2	..	..	264 11 2
Eurobin	535	58 2 1	7 1 1	..	336	35	195 15 8	..	..	..	2	..	..	..	..	9 15 0	270 13 10
Porepunkah	1,631	486 10 4	31 7 6	0 7 0	251	570	348 0 5	..	..	..	..	3	1	3	..	..	866 5 3
Bright	4,194	1,738 6 2	113 7 0	9 12 3	613	3,486	974 2 3	6	3	5	11	10	1	37	..	83 2 3	2,918 9 11
Wahgunyah Line.																	
Lilliput	590	17 10 1	1 4 4	..	1,713	802	878 2 5	..	..	..	..	..	..	..	..	..	896 16 10
Rutherglen	9,455	2,336 12 0	184 19 5	23 15 9	7,671	4,663	4,201 11 10	8	2	14	15	2	9	29	7	91 9 2	6,838 8 2
Wahgunyah	10,633	3,749 4 10	196 9 10	108 1 3	9,883	12,785	7,356 18 9	10	74	332	5	35	79	27	3	2,262 5 0	13,672 14 8
Tallangatta Line.																	
Bandiana	192	2 18 8	..	..	4	..	2 9 0	..	..	..	..	..	..	..	..	..	5 7 8
Bonegilla	214	7 2 7	0 0 10	..	..	..	..	..	..	..	..	..	..	..	..	..	7 3 5
Ebden	2,853	264 15 7	27 7 6	10 9 9	1,130	822	828 4 0	1	149	273	1	..	12	2	1	2,556 18 10	3,687 15 8
Huon	4,326	487 7 6	29 11 4	1 8 6	1,023	813	595 3 9	2	77	46	9	2	..	..	..	750 12 11	1,864 4 0
Bolga	372	57 1 10	3 12 8	..	308	41	97 2 2	..	2	..	..	..	..	..	..	8 8 0	166 4 8
Tatonga	..	..	..	..	..	43	..	4	49	7	..	..	..	..	..	286 8 0	286 8 0
Tallangatta	9,610	2,763 1 4	142 17 7	62 0 0	2,207	5,337	2,147 17 9	21	191	179	20	13	24	57	4	5,416 0 10	10,531 17 3

TALLANGATTA-SHELLEY LINE.																				
*Bullioh	1	0 0 8	..	..	64	31	20 13 5	..	..	..	..	..	..	..	..	..	20 14 1
*Darbyshire	2	9 3 0	..	..	41	..	9 19 10	..	..	..	..	..	..	..	..	..	10 2 10
*Koetong	13	1 7 8	0 4 7	9 0 0	203	265	369 9 4	..	..	..	..	..	..	..	..	..	380 1 7
*Shelley	22	6 9 2	0 2 9	12 9 6	158	245	55 11 3	..	120	75	4	..	..	..	..	859 16 1	934 8 9
WILLIAMSTOWN LINE.																				
South Kensington	340,800	2,417 13 8	25 11 4	5 11 6	16,614	48,344	4,358 10 6	..	..	..	..	..	..	..	..	..	6,807 7 0
Angliss' Siding	..	..	..	..	512	318	80 15 2	..	..	..	..	..	..	..	..	..	80 15 2
Footscray	2,907,924	30,444 7 9	1,222 17 8	41 11 1	6,302	38,469	3,863 6 6	..	..	..	..	..	..	..	..	..	35,572 3 0
Seddon	1,232,729	10,672 18 3	81 1 0	6 2 9	..	..	..	..	..	..	..	..	..	..	..	..	10,760 2 0
Yarraville	1,288,589	11,446 4 1	155 16 10	17 14 0	151,407	42,739	55,391 11 1	..	..	..	..	..	..	..	..	..	67,011 6 0
Spotswood	293,540	2,744 7 0	349 16 7	1 17 0	11,625	62,829	3,864 18 6	..	..	..	..	..	..	..	..	..	6,960 19 1
Newport	1,150,949	12,236 1 11	147 3 10	10 13 6	11,527	34,360	1,846 5 2	..	1	..	1	..	10	131	231	2 4 0	14,242 8 5
Altona Bay Siding	..	..	..	..	11	10	0 19 6	..	..	..	..	..	..	..	..	..	0 19 6
Austral Meat Siding	..	..	..	..	658	117	59 1 4	..	..	..	..	..	..	..	..	..	59 1 4
North Williamstown	886,763	12,724 4 8	250 12 5	5 18 3	748	11,520	110 13 3	..	..	..	..	..	..	..	..	..	13,091 8 7
Williamstown Beach	502,663	6,818 13 5	87 14 9	2 8 9	..	..	..	1	..	..	..	2	3	21	1	..	6,908 16 11
Williamstown	468,106	6,755 12 4	136 19 1	10 18 5	..	..	..	..	..	..	..	..	..	..	..	..	6,903 9 10
Williamstown Pier	49,152	805 11 1	37 14 3	0 7 0	159,672	620,726	54,548 8 2	..	..	..	..	..	..	..	..	1 10 3	55,393 10 9
NEWPORT-SUNSHINE LINE.																				
Thomas' Siding	..	..	..	..	12,437	6	2,287 2 4	..	..	..	..	..	..	..	..	..	2,287 2 4
Hasell's Siding	..	..	..	..	615	102	141 4 10	..	..	..	..	..	..	..	..	..	141 4 10
McKenzie and Holland's Siding	..	..	..	..	186	18	43 15 1	..	..	..	..	..	..	..	..	..	43 15 1
Russell's Siding	..	..	..	..	6,431	9	574 15 10	..	..	..	..	..	..	..	..	..	574 15 10
Anglis' Quarry Siding	..	..	..	..	70,180	..	6,533 3 8	..	..	..	..	..	..	..	..	..	6,533 3 8
Borthwick's Siding	..	..	..	..	533	274	56 13 5	..	..	..	..	..	..	..	..	..	56 13 5
Little Brooklyn Siding	..	..	..	..	4,455	..	506 6 7	..	..	..	..	..	..	..	..	..	506 6 7
Prossor Siding	..	..	..	..	..	389	..	..	..	..	..	..	..	..	..	..	..
Brooklyn Siding	..	..	..	..	56,162	772	5,278 3 5	..	..	..	..	..	..	..	..	..	5,278 3 5
Commonwealth Quarry Siding	..	..	..	..	41,350	..	4,738 7 4	..	..	..	..	..	..	..	..	..	4,738 7 4
COBURG LINE.																				
Macaulay	155,727	1,072 12 3	58 18 6	9 8 7	204	962	89 3 7	..	..	..	..	..	..	..	..	..	1,230 2 11
Flemington Bridge	238,746	1,695 6 8	50 1 9	1 0 6	..	..	..	..	..	..	..	..	..	..	..	..	1,746 8 11
Royal Park	86,439	625 5 9	28 8 9	2 12 3	..	..	..	..	..	..	..	..	..	..	..	..	656 6 9
South Brunswick	471,852	2,780 5 8	226 6 4	6 6 6	22,489	23,265	5,932 6 2	..	..	..	..	..	..	..	..	..	8,945 4 8
Brunswick	678,213	3,841 7 11	403 4 1	6 8 11	868	14,090	661 9 6	..	..	..	..	..	..	..	..	0 17 6	4,913 7 11
Moreland	677,649	3,731 2 4	200 2 9	5 10 0	8,959	38,472	1,639 9 8	..	..	..	..	..	..	..	..	..	5,576 4 9
Coburg	1,046,487	7,833 11 1	178 2 8	5 18 11	830	10,064	443 3 0	..	..	..	..	..	..	..	..	0 11 9	8,461 7 5
Coburg Building Tickets (Free)	1,440	..	..	..	..	..	..	..	..	..	..	..	..	..	..	..	..
Batman	7,705	72 12 11	..	..	..	..	..	..	..	..	..	..	..	..	..	..	72 12 11
North Coburg	8,829	96 17 8	..	0 1 6	..	..	..	..	..	..	..	..	..	..	..	..	96 19 2
Fawkner	29,656	383 19 0	..	..	12	5	3 0 0	..	..	..	..	..	..	..	..	..	386 19 0
PRESTON-WHITTLESEA LINE.																				
North Carlton	10,245	244 15 11	20 12 9	2 6 3	2,712	14,825	235 18 10	..	..	..	..	..	..	..	..	..	503 13 9
North Fitzroy	436,614	3,195 6 3	357 9 6	6 9 8	837	14,007	472 16 4	..	..	..	..	..	..	..	..	54 8 0	4,086 9 9
Fitzroy	..	..	..	..	2,875	60,860	781 9 11	..	..	..	..	..	..	..	..	..	781 9 11
Merri	483,547	2,988 12 9	76 1 10	4 19 0	..	..	..	..	..	..	..	..	..	..	..	..	3,069 13 7
Northcote	676,428	4,789 9 9	169 14 8	3 5 9	20,656	9,859	3,009 18 10	..	..	..	..	..	..	..	..	..	8,872 9 0
Croxton	1,063,879	7,359 5 5	93 11 7	5 5 9	20	8,177	24 9 10	..	..	..	..	..	..	..	..	..	7,482 12 7
Thornbury	883,957	6,535 7 11	76 3 8	5 0 0	20,557	238	1,750 18 6	..	..	..	..	..	..	..	..	..	8,367 10 1
Bell	455,329	3,795 16 10	188 2 10	7 12 6	5,232	9,065	927 3 7	7	6	..	..	1	3	4	440	19 10 9	4,938 6 6
Preston	364,281	3,061 12 6	63 3 1	2 10 3	..	..	..	..	..	..	..	..	..	..	..	..	3,127 5 10
Preston Building Tickets (Free)	240	..	..	..	..	..	..	..	..	..	..	..	..	..	..	..	..
Regent	311,013	2,835 8 1	46 18 9	5 10 6	..	..	..	..	..	..	..	..	..	..	..	..	2,887 12 4
Reservoir	119,200	1,214 16 0	68 4 3	31 1 6	1,175	2,189	184 0 8	3	..	..	..	15	12	..	..	12 14 8	1,510 17 1
Thomastown	11,116	168 2 2	5 3 11	0 5 6	19	208	30 4 3	..	..	..	..	..	..	..	..	..	203 15 10
Epping	13,863	342 17 5	33 13 8	2 1 6	243	1,630	54 10 10	5	..	4	..	1	8	21	..	16 19 0	450 2 5
South Morang	13,311	354 1 5	107 7 6	14 2 3	176	1,015	32 7 2	6	6	5	..	8	34	13	..	27 4 10	535 3 2
Mernda	18,658	575 18 7	298 19 10	6 7 3	1,472	946	323 4 6	5	6	80	..	4	8	28	..	122 10 5	1,327 0 7
Yan Yean	7,531	318 18 11	73 17 1	1 1 0	1,599	1,073	368 18 1	3	4	11	..	1	2	7	..	22 5 3	785 0 4
Whittlesea	15,740	991 6 3	407 3 3	7 11 9	3,363	8,160	781 10 1	14	30	61	4	11	30	38	..	170 6 4	2,447 17 8
Melbourne-Prince's-bridge-Country	136,095	11,271 3 10	1,125 6 4	20 3 4	..	..	..	..	..	..	..	..	..	..	..	..	12,416 13 6
Melbourne-Prince's Bridge-Suburban	1,238,522	15,616 7 2	..	..	..	..	..	..	..	..	..	..	..	..	..	..	15,616 7 2

Appendix No. 26.—Return of Traffic at each Station—*continued.*

Stations.	Passengers. Outwards. Number of Passenger Journeys.	Passengers. Outwards. Revenue.	Parcels. Outwards. Revenue.	Horses, Carriages, and Dogs. Outwards. Revenue.	Goods. Outwards. Tons.	Goods. Inwards. Tons.	Goods. Outwards. Revenue.	Live Stock. Outwards. Number of Trucks. Horses.	Cattle.	Sheep.	Pigs.	Live Stock. Inwards. Number of Trucks. Horses.	Cattle.	Sheep.	Pigs.	Live Stock. Outwards. Revenue.	Total Outwards Traffic Revenue.
		£ s. d.	£ s. d.	£ s. d.			£ s. d.									£ s. d.	£ s. d.
Melbourne–Bairnsdale Line.																	
Hawksburn	1,698,715	14,712 18 0	309 10 8	11 14 9	..	..	..	..	..	..	..	..	..	..	..	..	15,034 3 5
Toorak	876,007	9,738 14 0	568 18 5	6 17 9	1,454	57,242	789 6 9	..	..	..	..	..	..	..	..	..	11,103 16 11
Armadale	1,462,288	17,657 10 2	362 19 5	10 15 3	..	..	..	..	..	..	..	..	..	..	..	..	17,431 4 10
Malvern	2,100,536	25,680 10 1	538 6 8	13 14 6	868	43,904	189 5 5	..	..	..	..	..	..	..	..	..	26,421 16 8
Caulfield	1,593,612	24,258 4 0	763 13 5	2,098 16 2	1,068	34,127	249 14 9	195	75	..	..	186	74	..	4	433 13 0	27,804 1 4
Caulfield Building Tickets (Free)	2,160	..	..	..	..	..	..	..	..	..	..	..	..	..	..	..	..
Carnegie	515,530	6,158 17 3	83 14 6	2 2 6	..	..	..	..	..	..	..	..	..	..	..	..	6,244 14 3
Murrumbeena	472,221	5,764 12 7	126 5 7	2 14 9	181	10,298	45 8 6	..	..	..	..	..	..	..	..	..	5,939 1 5
Murrumbeena Building Tickets (Free)	2,580	..	..	..	..	..	..	..	..	..	..	..	..	..	..	..	..
Oakleigh	948,995	14,335 8 11	327 15 0	113 18 7	9,420	20,835	1,129 17 7	..	..	..	..	..	..	..	..	35 3 1	15,942 3 2
Oakleigh Building Tickets (Free)	3,300	..	..	..	..	..	..	..	..	..	..	..	..	..	..	..	..
Clayton	81,264	1,416 14 5	240 6 1	3 6 8	165	6,640	61 5 8	2	1	..	..	4	3	..	..	6 4 0	1,727 16 10
Spring Vale	119,525	2,132 8 9	375 4 1	3 17 0	493	5,202	144 5 1	..	..	3	..	4	4	4	..	12 16 5	2,668 11 4
Sandown Park Race-course	456	14 3 2	..	..	..	..	..	..	..	..	..	..	..	..	..	..	14 3 2
Noble Park	50,586	740 1 6	24 0 2	0 4 0	67	250	11 19 5	..	..	..	..	..	..	..	..	..	776 4 7
Dandenong	272,857	8,375 12 8	1,223 16 2	106 17 4	5,239	15,234	1,993 19 0	393	989	129	70	369	851	144	450	3,273 5 1	14,973 10 3
Hallam	4,127	192 13 6	437 18 2	2 2 0	2,739	647	350 3 9	2	..	..	..	3	3	1	..	1 16 0	984 13 5
Narre Warren	8,805	458 14 0	669 6 5	6 9 3	3,017	2,267	674 16 5	13	20	10	..	5	32	10	..	62 19 8	1,872 5 9
Berwick	17,566	1,127 5 7	268 9 6	8 9 7	29,590	1,366	3,004 19 1	25	27	66	..	18	24	78	..	221 3 3	4,630 7 0
Beaconsfield	10,839	756 12 2	227 5 7	3 11 0	1,188	1,546	298 14 6	1	2	..	..	1	5	..	..	2 4 6	1,288 7 9
Hargreave's Siding	..	..	..	..	8,895	..	637 2 9	..	..	..	..	..	..	..	..	..	637 2 9
Officer	5,526	384 7 4	337 0 10	4 9 3	718	621	228 13 11	4	13	30	..	3	33	15	..	147 2 4	1,101 13 8
Pakenham	17,362	1,603 6 0	526 15 1	19 11 3	5,249	2,734	1,434 2 6	26	56	171	3	39	66	123	..	619 9 3	4,203 4 1
Nar-Nar-Goon	7,451	828 17 7	392 7 2	7 2 0	6,370	1,761	1,701 9 4	20	38	45	2	14	27	56	..	203 11 7	3,133 7 8
Tynong	6,912	673 3 0	114 18 1	3 18 3	7,399	2,128	2,079 0 7	6	1	..	..	8	20	2	..	19 3 2	2,890 3 1
Garfield	10,409	1,164 10 4	187 15 3	7 10 6	4,106	1,740	1,318 17 2	18	90	36	37	28	20	29	..	394 7 8	3,073 0 11
Jefferson's Siding	..	..	..	..	246	..	31 16 3	..	..	..	..	..	..	..	..	..	31 16 3
Bunyip	12,656	1,243 16 9	171 8 11	5 12 0	8,005	2,196	2,594 1 2	..	3	1	..	12	7	6	..	16 9 0	4,031 7 10
Longwarry	11,059	897 14 0	124 5 10	2 3 6	6,352	1,488	1,478 14 4	19	53	28	5	17	22	15	..	320 11 5	2,823 9 1
Drouin	19,854	2,144 12 10	497 10 9	8 3 6	4,115	6,216	1,803 19 6	26	104	84	21	30	72	89	3	680 13 1	5,134 19 8
Warragul	39,020	5,309 4 11	796 5 4	19 0 3	3,880	21,044	1,851 3 8	48	226	135	96	38	168	150	16	1,520 12 8	9,496 6 10
Nilma	5,566	277 18 1	230 19 2	0 12 3	1,003	1,360	464 18 7	..	..	..	..	..	..	..	..	..	974 8 1
Darnum	4,492	386 1 0	488 5 5	3 0 3	2,744	6,981	1,277 12 10	6	62	266	12	5	38	82	1	1,038 16 2	3,193 15 8
Yarragon	11,595	1,266 10 10	2,003 10 5	7 13 3	3,117	7,612	1,541 5 4	28	39	31	71	16	21	30	3	386 10 9	5,205 10 7
Trafalgar	16,793	2,339 10 6	757 4 5	5 6 0	11,566	6,527	5,667 6 9	65	222	23	72	42	43	41	25	1,199 3 9	9,968 11 5
Moe	15,167	1,709 9 5	204 2 4	2 0 6	1,180	2,617	755 13 10	22	45	12	25	8	27	20	7	248 10 3	2,919 16 4
Morwell	16,602	2,538 0 1	232 17 5	37 16 3	1,617	1,851	950 9 4	49	496	148	30	29	162	101	52	2,093 14 3	5,852 17 4
Traralgon	27,251	5,047 13 11	427 2 3	129 13 9	2,618	8,927	1,907 6 2	74	551	428	119	35	116	226	37	4,074 1 7	11,585 17 8
Loy Yang	448	16 11 4	1 14 10	1 13 3	43	2,046	28 6 4	..	..	..	..	..	..	..	..	..	48 5 9
Flynn	1,349	167 10 1	10 14 6	5 10 9	227	116	133 10 7	5	114	77	..	3	15	30	1	653 13 6	970 19 5
Rosedale	8,455	1,260 9 9	81 0 4	22 6 0	1,643	1,007	893 4 4	25	94	183	1	9	3	45	2	1,261 0 8	3,518 1 1
Ingle	..	..	..	..	499	..	169 10 9	..	..	..	..	..	..	..	..	..	169 10 9
Kilmany	2,441	269 14 6	18 5 5	4 18 3	3,807	625	1,666 11 8	5	8	31	1	2	6	40	..	175 1 2	2,134 11 0
Fulham	390	70 11 3	2 11 5	0 5 0	26	27	35 11 0	..	..	..	..	..	..	..	..	4 8 0	113 6 8
Sale	25,303	6,174 0 6	494 19 6	122 13 5	7,786	9,745	5,407 16 11	142	235	597	23	29	41	129	4	4,383 18 2	16,583 8 6
Eckhardt's Siding	..	..	..	..	1,354	179	385 7 10	..	..	..	..	..	..	..	..	..	385 7 10
Montgomery	22	1 18 5	..	..	587	66	259 0 6	..	6	6	..	..	..	..	..	50 14 1	311 13 0
Stratford	9,766	1,549 7 9	88 18 4	13 10 9	722	1,039	670 15 8	6	37	132	9	..	55	98	..	747 1 11	3,069 14 5

Munro	1,948	150 15 10	6 11 6	0 6 9	1,277	153	402 8 1	..	..	..	..	..	..	..	..	..	560 2 2
Futcher's Siding	..	..	..	..	1,347	1	151 3 1	..	..	..	..	..	..	..	..	..	151 3 1
Fernbank	3,381	445 19 6	19 13 1	8 1 6	1,652	499	785 5 2	..	..	36	1	3	5	..	..	130 0 3	1,388 19 6
Lindenow	7,393	1,125 16 2	48 17 7	47 2 0	1,817	1,140	1,198 0 6	14	70	42	6	6	5	22	3	561 10 3	2,981 6 6
Hillside	1,722	256 12 10	28 0 10	0 18 0	1,720	272	868 18 11	11	120	24	8	1	6	3	..	884 5 10	2,038 16 5
Bairnsdale	24,026	9,164 10 4	554 5 5	116 2 0	10,324	9,233	8,799 7 5	74	567	359	32	30	108	172	11	5,322 0 5	23,956 5 7
Orbost Line.																	
Nicholson	357	16 2 2	1 6 11	0 6 0	45	15	36 2 3	..	..	..	..	..	..	..	..	..	53 17 4
Bumberrah	542	49 8 2	2 5 9	..	27	40	19 4 10	..	..	..	..	..	..	..	..	..	70 18 9
Mossiface	427	44 19 3	1 3 10	..	704	99	396 18 7	..	..	..	..	..	..	..	..	..	443 1 8
Bruthen	1,269	243 14 10	16 18 0	0 7 3	1,922	1,272	1,035 12 10	..	104	13	10	..	8	5	1	638 13 8	1,935 6 7
Colquhoun	5	0 11 0	..	..	313	3	29 3 7	..	..	..	..	..	..	..	..	..	29 14 7
Nowa Nowa	546	159 13 2	3 17 11	4 2 6	1,204	634	902 17 4	5	73	12	5	..	10	1	..	535 12 4	1,606 3 3
Tostaree	11	1 13 10	0 8 6	..	619	24	375 0 11	..	..	..	..	..	..	..	..	..	377 3 3
Waygara	62	14 0 6	0 10 0	..	2,165	193	1,033 19 7	..	..	2	14	..	..	..	..	105 3 6	1,153 13 7
*Nuneralla	..	..	..	..	4,419	1,282	3,958 13 2	10	232	40	91	1	1	6	..	1,932 6 1	5,890 19 3
*Orbost	1,848	703 7 1	24 12 9	5 15 6	421	898	389 9 4	1	224	57	10	..	1	3	21	1,242 12 0	2,365 16 8
Nerrim South Line.																	
Lillico	694	13 12 1	0 10 10	..	252	323	104 1 3	..	..	..	..	..	..	..	..	..	118 4 2
Bulu Bulu	2,149	51 5 1	24 12 6	0 5 0	2,018	1,200	662 5 3	..	..	..	5	..	..	1	..	7 1 0	755 8 10
Bravington	635	19 19 3	1 19 8	..	152	51	47 0 5	..	..	..	..	..	..	..	..	..	68 19 4
Rokeby	2,049	65 17 7	6 9 2	..	1,337	387	452 3 10	..	..	..	12	..	..	..	..	30 3 10	554 14 5
Crossover	2,121	68 10 5	9 15 3	..	3,420	253	1,004 19 9	..	..	..	..	..	..	..	..	0 7 6	1,083 12 11
Nerrim South	7,095	983 13 8	102 14 9	1 19 3	5,456	3,662	2,046 8 3	17	117	8	49	13	33	17	4	560 0 10	3,694 16 9
Thorpdale Line.																	
David	..	..	0 0 6	..	2	1	3 4 0	..	..	..	..	..	..	..	..	..	3 4 6
Coalville	863	47 0 6	13 9 11	0 5 6	508	100	257 7 1	..	1	..	..	..	..	..	..	6 10 3	324 13 3
Narracan	1,246	136 17 4	22 19 3	1 4 6	1,050	754	481 11 8	7	6	10	15	5	2	8	1	102 18 8	745 11 5
McColl Siding	..	..	..	..	33	..	11 1 11	..	..	..	..	..	..	..	..	..	11 1 11
Thorpdale	1,520	304 3 4	41 16 3	0 17 6	1,787	1,392	990 13 6	5	4	33	41	4	5	17	5	257 1 11	1,594 12 6
Walhalla Line.																	
Gooding	49	2 15 0	..	..	..	..	0 1 0	..	..	..	..	..	..	..	..	..	2 16 0
Gould	606	31 1 7	3 19 8	..	47	46	36 15 3	..	..	..	..	..	..	..	..	0 10 0	72 6 6
Moondarra	621	44 6 4	4 6 5	..	37	74	36 14 10	2	9	3	3	2	1	2	..	8 0 4	93 7 11
Watson	315	35 15 3	3 3 5	0 0 6	64	15	38 14 6	..	..	..	..	..	..	..	..	0 12 0	78 5 8
Erica	1,461	179 9 1	13 9 1	0 3 9	3,832	327	1,287 10 11	1	4	9	1	1	1	1	..	25 2 0	1,505 14 10
Knott's Siding	121	9 14 2	2 9 5	..	2,867	110	1,132 3 2	..	..	..	..	..	..	..	..	..	1,144 6 9
Platina	490	34 7 4	4 10 11	0 0 6	3,254	150	1,404 8 4	..	..	..	..	..	..	..	..	..	1,443 7 1
Thomson	10	0 15 3	..	..	..	..	..	..	..	..	..	..	..	..	..	..	0 15 3
Walhalla	3,271	383 6 11	40 16 4	0 15 6	1,868	696	1,874 2 6	..	1	..	..	..	..	..	..	1 12 0	2,300 13 3
North Mirboo Line.																	
Hazelwood	60	4 16 5	136 18 0	..	473	58	199 18 6	..	..	..	..	..	..	..	..	7 0 9	348 13 8
Yinnar	2,303	357 18 0	101 3 7	11 14 3	2,248	798	1,066 15 1	7	14	12	67	2	6	10	..	323 13 9	1,861 4 8
Boolarra	4,665	725 18 2	55 19 11	7 4 9	1,127	1,224	713 1 7	24	44	99	62	5	14	24	1	856 7 2	2,358 11 7
Darlimurla	1,834	81 3 9	12 6 5	7 18 6	161	67	122 6 3	1	..	..	..	..	..	..	..	5 3 0	228 17 11
North Mirboo	4,477	1,072 8 5	113 12 7	29 5 1	1,129	2,746	950 9 6	22	183	175	54	4	44	94	..	1,709 14 7	3,875 10 2
Traralgon–Stratford Line.																	
Glengarry	4,145	311 18 9	52 16 9	7 7 6	1,411	412	737 5 3	8	83	23	18	2	17	3	2	539 13 5	1,649 1 8
Toongabbie	4,262	406 14 6	23 17 9	12 5 0	1,851	342	712 19 11	3	2	..	..	1	1	1	..	6 15 6	1,162 12 8
Cowwarr	4,022	607 7 0	249 16 4	2 16 0	954	623	575 14 7	1	29	31	44	7	19	22	26	344 12 11	1,780 6 10
Dawson	294	48 0 5	35 9 8	1 17 9	125	65	40 6 8	..	..	..	..	..	..	..	..	..	125 14 6
Heyfield	6,154	1,095 11 6	424 12 11	20 2 3	2,490	1,538	1,439 1 3	7	156	102	37	3	27	71	1	1,220 10 1	4,199 18 0
Tinamba	3,117	746 17 9	57 14 0	29 0 3	1,524	697	873 19 5	27	241	61	32	10	58	10	5	1,396 7 9	3,103 19 2
Maffra	8,934	2,253 14 10	855 4 8	28 18 6	4,624	9,568	3,832 0 7	11	329	50	..	9	69	28	..	1,785 8 11	8,755 7 6
Powerscourt	..	..	..	..	3,611	..	231 13 1	..	..	..	..	..	..	..	..	..	231 13 1

APPENDIX No. 26.—RETURN OF TRAFFIC AT EACH STATION—*continued.*

STATIONS.	PASSENGERS. Outwards. Number of Passenger Journeys.	PASSENGERS. Outwards. Revenue.	PARCELS. Outwards. Revenue.	HORSES, CARRIAGES, AND DOGS. Outwards. Revenue.	GOODS. Outwards. Tons.	GOODS. Inwards. Tons.	GOODS. Outwards. Revenue.	LIVE STOCK. Outwards. Number of Trucks. Horses.	Cattle.	Sheep.	Pigs.	LIVE STOCK. Inwards. Number of Trucks. Horses.	Cattle.	Sheep.	Pigs.	LIVE STOCK. Outwards. Revenue.	TOTAL OUTWARDS TRAFFIC REVENUE.
		£ s. d.	£ s. d.	£ s. d.			£ s. d.									£ s. d.	£ s. d.
BRIAGOLONG LINE.																	
Boisdale	513	155 2 1	16 9 10	0 18 3	1,019	293	440 17 11	7	17	..	30	2	5	..	..	267 15 6	881 3 7
Bushy Park	3	0 6 7	0 18 0	..	167	43	134 2 6	..	..	..	..	..	..	..	..	0 11 6	135 18 7
Briagolong	1,193	371 3 3	22 2 4	..	551	612	443 16 4	3	39	4	6	1	2	7	..	179 2 10	1,016 4 9
PORT ALBERT LINE.																	
Lyndhurst	2,995	144 18 7	470 8 6	1 4 3	1,999	1,487	308 5 11	3	2	5	..	2	21	19	..	20 8 5	945 5 8
Cranbourne	12,625	844 11 5	692 9 6	13 13 0	3,823	2,941	720 7 5	7	27	89	..	4	52	34	..	222 2 4	2,493 3 8
Clyde	6,839	553 6 5	221 5 2	4 5 6	1,321	3,035	351 10 7	5	..	..	..	9	4	40	..	11 6 3	1,141 13 11
Tooradin	4,757	419 11 1	157 18 4	2 1 6	3,141	1,658	934 11 3	18	39	49	..	28	16	16	..	206 4 10	1,720 7 0
Dalmore	1,863	169 8 9	9 6 7	2 3 3	3,317	1,854	905 16 0	2	..	21	1	4	1	29	..	48 16 1	1,135 10 8
Koo-wee-rup	11,197	1,421 14 6	349 18 2	7 9 0	17,007	6,980	4,739 1 8	26	32	5	54	48	35	30	2	139 3 11	6,657 7 3
Monomeith	2,041	221 16 1	170 15 2	17 18 11	432	566	161 7 3	14	278	69	..	15	190	40	..	829 18 7	1,401 16 0
Caldermeade	4,221	304 16 2	827 5 4	0 17 6	249	1,004	120 3 11	40	96	92	2	32	113	41	1	551 14 9	1,894 17 8
Lang Lang	8,307	975 15 4	171 0 7	14 6 9	1,175	2,046	514 19 1	38	205	83	71	44	58	57	5	717 9 6	2,393 11 3
Nyora	10,587	1,367 10 10	202 12 1	5 11 9	1,680	7,633	764 16 11	12	45	51	4	9	46	24	1	331 14 3	2,672 5 10
Loch	10,357	1,051 16 6	209 15 3	2 5 3	2,219	1,143	894 0 0	38	201	164	12	27	65	113	..	1,188 8 11	3,346 6 8
Jeetho	2,606	207 10 6	294 15 3	1 1 3	338	319	186 16 11	2	42	46	..	4	6	14	..	285 13 3	975 17 2
Bena	4,788	437 11 1	449 17 4	8 13 9	665	725	381 15 2	20	209	179	70	31	51	146	4	1,512 10 4	2,790 7 8
Whitelaw	522	31 10 11	..	..	96	80	35 2 6	..	..	..	..	..	..	..	..	1 6 9	68 0 2
Korumburra	35,631	4,062 14 0	657 15 1	20 1 6	17,709	7,168	4,727 7 7	24	293	215	67	36	57	199	23	1,438 17 4	10,915 15 6
Kardella	3,811	201 12 7	34 11 9	0 13 3	1,201	331	557 2 4	..	..	..	..	..	..	..	..	1 10 0	795 9 11
Ruby	3,339	212 1 2	48 0 0	2 0 6	780	506	398 10 8	2	43	34	..	1	13	26	..	348 13 8	1,009 6 0
Leongatha	21,184	3,875 19 0	643 6 5	28 17 9	14,941	4,895	3,895 17 1	71	499	237	29	19	217	151	1	2,721 2 7	11,165 2 10
Rumpf's Siding	..	..	..	..	107	..	9 4 11	..	..	..	..	..	..	..	..	..	9 4 11
Koonwarra	1,240	116 2 1	44 4 6	0 8 0	1,176	181	440 8 7	3	7	4	32	..	13	14	..	131 6 5	732 9 7
Tarwin	2,087	238 19 9	33 4 4	2 1 0	1,001	370	354 18 6	6	96	158	34	5	14	6	2	1,055 6 10	1,684 10 5
Meeniyan	6,153	972 9 6	78 9 9	7 5 5	1,173	1,035	680 1 1	21	217	69	31	5	28	31	1	1,283 11 7	3,021 17 4
Stony Creek	3,258	568 11 0	45 12 1	2 10 5	2,328	1,915	886 18 6	17	70	44	53	3	24	36	1	701 8 6	2,205 0 6
Buffalo	1,798	269 4 8	18 4 8	4 17 6	414	257	179 11 3	19	98	21	10	8	37	10	..	602 13 11	1,074 12 0
Boys	215	27 3 9	0 12 9	..	535	25	113 17 5	..	..	..	..	..	..	..	..	..	141 13 11
Fish Creek	3,528	551 9 10	45 8 3	2 13 0	1,113	1,841	660 9 5	19	173	104	23	9	15	41	1	1,416 5 4	2,676 5 10
Hoddle	1,016	70 17 2	21 13 11	0 5 0	656	128	330 5 7	..	1	..	..	..	..	..	..	11 12 6	443 14 2
Foster	5,864	1,140 13 9	117 11 10	2 10 3	3,110	2,863	1,087 6 11	15	119	43	30	14	22	20	5	880 17 1	3,228 19 10
Bennison	1,835	133 13 9	63 16 6	0 0 6	335	447	351 3 8	..	..	..	1	..	..	..	2	1 18 0	550 12 5
Toora	4,875	1,110 19 7	89 17 5	8 10 0	1,111	2,529	1,206 13 9	30	145	53	75	11	12	36	2	1,222 0 8	3,638 1 5
Agnes	279	19 19 5	6 9 2	..	16	44	24 0 3	..	..	..	..	..	..	..	..	0 14 0	51 2 10
Welshpool	5,301	647 5 9	69 17 1	16 10 0	408	1,375	330 17 3	38	75	27	24	9	14	16	3	751 1 4	1,815 11 5
Welshpool Jetty	2,336	55 13 0	96 15 3	..	550	144	816 5 9	..	..	..	..	..	..	..	..	..	968 14 0
Hedley	1,320	124 11 2	40 15 1	0 19 6	128	116	90 10 2	2	1	20	4	2	2	4	..	97 5 1	354 1 0
Gelliondale	2,019	607 4 0	30 18 6	7 2 3	616	482	332 12 11	6	111	44	14	5	63	38	..	824 4 8	1,802 2 4
Alberton	6,172	2,463 3 10	156 19 7	18 11 3	2,809	3,091	2,492 3 9	35	413	240	89	12	19	96	..	3,471 10 6	8,602 8 11
Port Albert	1,509	318 12 11	144 13 0	0 15 0	6,558	379	3,366 15 9	..	..	..	..	..	..	..	..	..	3,830 16 8
WONTHAGGI LINE.																	
Woodleigh	2,232	273 5 11	511 13 0	0 13 0	190	957	101 18 7	..	6	10	2	7	5	9	..	33 19 6	921 10 0
Kernot	3,915	460 7 0	415 5 7	6 6 9	2,554	587	372 0 0	24	235	69	1	8	87	20	4	989 13 5	2,243 12 9
Almurta	2,494	346 11 4	70 10 10	1 15 0	207	3,696	140 6 6	7	46	6	2	6	70	13	..	181 0 1	740 3 9

WONTHAGGI LINE—*continued.*																
Glen Forbes	3,310	363 13 8	72 10 10	1 12 6	1,444	380	354 3 1	4	1	..	8	1	7	6	1	28 7 3	820 16 4
Woolamai	4,202	446 18 7	438 17 1	1 11 3	414	666	179 13 8	43	131	53	17	9	27	24	..	874 16 8	1,941 17 3
Anderson	1,668	189 2 9	21 4 0	13 17 0	196	91	156 6 5	1	1	44	..	2	1	14	..	130 10 6	511 0 8
Co-operative Colliery Coy.'s Siding	..	..	..	..	480	..	122 19 8	..	..	..	..	..	..	..	..	..	122 19 8
Kilcunda	2 416	185 12 3	44 2 9	0 9 0	69	371	46 13 9	..	..	..	..	..	..	..	..	..	276 17 9
Dalyston	4,377	528 11 1	39 10 0	1 8 3	440	1,678	489 19 8	19	73	72	58	3	24	22	2	795 2 1	1,854 11 1
Powlett and North Woolamai Colliery Coy.'s Siding ..	..	..	..	..	4,198	203	894 0 10	..	..	..	..	..	..	..	..	..	894 0 10
State Coal Mine	..	..	..	..	166,306	5,975	41,850 14 0	..	..	..	..	..	..	..	..	..	41,850 14 0
Wonthaggi	26,140	4,468 19 2	366 18 1	22 18 3	836	8,397	916 6 2	17	23	4	3	6	14	24	1	183 13 2	5,958 14 10
OUTTRIM LINE.																
Jumbunna	5,925	330 4 8	43 3 6	4 17 9	36,832	2,327	7,905 11 3	4	19	2	49	1	5	2	2	313 5 8	8,602 2 10
North Outtrim	3,200	96 6 4	..	..	..	..	..	..	..	..	..	..	..	..	..	..	96 6 4
Outtrim	1,709	161 18 8	23 0 2	0 11 0	3,062	608	855 9 0	1	..	..	58	..	..	..	..	170 14 5	1,216 13 3
FRANKSTON–STONY POINT LINE.																
Glen Huntly	551,007	7,169 0 10	96 3 0	2 16 9	552	22,196	124 3 0	..	..	..	..	..	..	..	..	..	7,392 3 7
Glen Huntly Building Tickets (Free)	3,780	..	..	..	..	..	..	..	..	..	..	..	..	..	..	..	..
Ormond	177,184	2,270 18 5	112 1 10	2 13 6	153	2,353	145 8 8	..	..	..	..	..	..	..	..	..	2,531 2 5
Ormond Building Tickets (Free)	2,220	..	..	..	..	..	..	..	..	..	..	..	..	..	..	..	..
McKinnon	89,413	1,125 14 3	23 18 10	0 10 3	..	..	..	..	..	..	..	..	..	..	..	..	1,150 3 4
Bentleigh	107,746	1,504 19 4	51 7 5	1 8 4	708	4,308	182 16 11	..	..	..	..	..	..	..	..	0 16 6	1,741 8 6
Moorabbin	98,104	1,518 10 1	92 9 4	4 16 3	688	9,807	123 18 3	..	..	..	..	..	..	..	..	0 8 0	1,740 1 11
Highett	78,620	1,142 3 8	33 9 11	0 17 6	259	1,700	47 15 3	..	..	..	..	..	..	..	..	..	1,224 6 4
Cheltenham	274,080	4,930 4 8	258 17 6	4 5 3	1,778	15,791	284 8 9	..	7	2	..	1	2	..	..	5 3 9	5,482 19 11
Mentone	347,901	6,806 4 8	150 18 6	151 6 11	1,029	17,247	253 4 3	6	4	..	..	6	6	2	..	19 4 0	7,380 18 4
Mentone Building Tickets (Free) ..	2,640	..	..	..	..	..	..	..	..	..	..	..	..	..	..	..	..
Mordialloc	338,471	7,419 12 3	331 6 3	574 16 4	14,588	12,032	1,862 5 11	6	9	7	..	11	5	4	..	26 10 3	10,214 11 0
Mordialloc Building Tickets (Free)	1,440	..	..	..	..	..	..	..	..	..	..	..	..	..	..	..	..
Aspendale	132,089	2,971 9 9	109 8 3	4 10 9	332	1,407	55 19 0	1	..	..	..	3	..	..	..	3 2 0	3,144 9 9
Chelsea	214,394	4,652 15 11	116 15 3	9 0 0	855	3,593	173 19 2	1	4	..	..	1	4	..	..	3 13 0	4,956 3 4
Forsyth's Siding	..	..	..	..	10,615	..	1,074 14 6	..	..	..	..	..	..	..	..	..	1,074 14 6
Carrum	36,333	1,152 15 0	460 16 8	4 18 0	1,950	2,252	358 0 4	..	2	..	..	1	40	52	..	6 5 0	1,982 15 0
Monolyte Siding	..	..	..	..	24	..	5 10 4	..	..	..	..	..	..	..	..	..	5 10 4
Seaford	14,692	506 12 2	175 5 7	2 0 3	118,661	1,107	11,059 6 2	..	..	..	..	..	..	..	..	1 8 3	11,744 12 5
Frankston Sand Siding	..	..	..	..	36,473	..	3,560 4 6	..	..	..	..	..	..	..	..	..	3,560 4 6
Frankston	70,035	3,569 17 8	386 4 9	15 11 4	850	5,140	255 14 6	3	9	5	..	3	15	61	2	13 13 9	4,241 2 0
Langwarrin	30,294	1,759 14 2	83 10 10	0 11 3	400	9,922	140 0 2	..	..	..	..	..	..	..	..	1 15 6	1,985 11 11
Mornington Junction	5,529	277 19 8	70 17 10	0 17 3	1,818	395	388 0 8	1	1	..	..	2	8	13	..	1 1 3	738 16 8
Somerville	7,970	695 11 8	179 10 5	1 1 0	5,066	4,381	1,096 10 1	1	2	..	..	1	1	3	..	2 17 3	2,575 10 5
Tyabb	4,124	345 16 3	89 16 1	0 1 9	4,109	1,523	1,138 12 7	1	3	..	..	5	..	4	..	3 17 9	1,578 4 5
Hastings	7,961	699 9 2	111 9 8	1 9 9	2,813	2,448	781 9 11	..	..	..	..	1	11	15	..	7 3 3	1,601 1 9
Bittern	6,011	772 7 9	287 0 8	5 3 0	1,257	1,363	399 3 0	34	52	84	1	7	11	9	..	475 11 10	1,939 6 3
Crib Point	13,318	1,756 13 3	50 12 1	2 1 6	124	24,024	228 3 2	..	..	..	..	..	..	..	..	..	2,037 10 0
Stony Point	4,279	581 17 0	269 7 9	3 15 0	639	926	310 10 1	4	..	12	..	2	..	18	..	28 4 0	1,193 13 10
MORNINGTON LINE.																
Mooroodue	2,344	146 18 2	32 10 4	1 4 0	2,159	892	533 11 11	..	4	65	..	..	9	67	..	138 15 3	852 19 8
Mornington	20,490	2,038 3 5	426 18 10	15 13 9	543	3,201	312 12 11	26	63	25	1	13	52	48	..	280 18 1	3,074 7 0
HEALESVILLE LINE.																
East Richmond	1,114,964	7,512 8 11	141 0 3	3 3 9	..	..	..	..	..	..	..	..	..	..	..	..	7,656 12 11
Burnley	1,247,311	8,892 6 7	229 11 11	6 4 3	11,657	108,919	4,186 0 0	..	..	..	..	..	..	..	..	..	13,314 2 9
Hawthorn	1,260,260	11,447 0 7	249 16 4	7 11 6	742	22,644	441 6 4	..	..	..	..	..	..	..	..	..	12,145 14 9
Glenferrie	2,189,881	24,129 4 8	737 19 4	8 18 9	..	..	..	..	..	..	..	..	..	..	..	..	24,876 2 9
Auburn	1,611,074	16,903 19 7	253 2 9	6 5 10	..	..	..	..	..	..	..	..	..	..	..	..	17,163 8 2
Auburn Building Tickets (Free) ..	2,880	..	..	..	..	..	..	..	..	..	..	..	..	..	..	..	..
Camberwell	1,725,606	21,446 13 7	459 13 9	11 7 6	65	11,207	78 13 8	..	..	..	..	..	..	..	..	..	21,996 8 6
Camberwell Building Tickets (Free)	360	..	..	..	..	..	..	..	..	..	..	..	..	..	..	..	..
East Camberwell	919,820	10,847 6 5	91 12 9	5 8 0	..	..	..	..	..	..	..	..	..	..	..	..	10,944 7 2
Canterbury	1,396,958	17,512 10 7	452 1 8	15 11 6	90	8,577	33 15 5	..	..	..	..	..	..	..	..	1 14 3	18,015 13 5
Canterbury Building Tickets (Free)	4,140	..	..	..	..	..	..	..	..	..	..	..	..	..	..	..	..

APPENDIX No. 26.—RETURN OF TRAFFIC AT EACH STATION—*continued.*

STATIONS.	PASSENGERS. Outwards. Number of Passenger Journeys.	PASSENGERS. Outwards. Revenue.	PARCELS. Outwards. Revenue.	HORSES, CARRIAGES, AND DOGS. Outwards. Revenue.	GOODS. Outwards. Tons.	GOODS. Inwards. Tons.	GOODS. Outwards. Revenue.	LIVE STOCK. Outwards. Number of Trucks. Horses.	Cattle.	Sheep.	Pigs.	LIVE STOCK. Inwards. Number of Trucks. Horses.	Cattle.	Sheep.	Pigs.	LIVE STOCK. Outwards. Revenue.	TOTAL OUTWARDS TRAFFIC REVENUE.
		£ s. d.	£ s. d.	£ s. d.			£ s. d.									£ s. d.	£ s. d.
HEALESVILLE LINE—*continued.*																	
Surrey Hills	759,724	10,146 8 1	142 6 8	4 5 9	218	13,697	135 18 2	..	..	..	..	..	..	..	..	..	10,428 18 8
Surrey Hills Building Tickets (Free)	3,240	..	..	..	..	..	..	..	..	..	..	..	..	..	..	..	..
Mont Albert	343,858	4,416 14 8	44 18 8	2 8 9	..	..	..	..	..	..	..	..	..	..	..	..	4,464 2 1
Mont Albert Building Tickets (Free)	4,860	..	..	..	..	..	..	..	..	..	..	..	..	..	..	..	..
Box Hill	761,216	11,675 16 9	390 14 9	9 16 9	3,465	24,056	1,527 3 8	23	168	1	..	64	79	10	25	463 5 0	14,066 17 8
Box Hill Building Tickets (Free)	3,780	..	..	..	..	..	..	..	..	..	..	..	..	..	..	..	..
Blackburn	215,743	3,145 7 9	169 1 9	2 3 10	1,448	8,695	770 18 10	..	..	..	..	..	..	..	..	0 11 9	4,088 3 11
Blackburn Building Tickets (Free)	1,560	..	..	..	..	..	..	..	..	..	..	..	..	..	..	..	..
Tunstall	115,724	1,594 14 8	144 15 4	1 0 3	12	49	14 6 0	..	..	..	..	..	..	..	..	..	1,754 16 3
Tunstall Building Tickets (Free)	600	..	..	..	..	..	..	..	..	..	..	..	..	..	..	..	..
Mitcham	136,653	2,398 5 7	181 2 11	1 2 3	4,340	15,914	1,478 1 1	..	1	..	..	2	..	..	..	11 11 8	4,070 3 6
Ringwood	184,033	3,781 12 11	340 17 5	12 7 1	2,823	8,168	1,245 12 1	..	9	2	..	..	..	11	..	13 11 2	5,394 0 8
Croydon	77,103	2,358 18 6	530 17 8	3 10 3	3,455	6,296	926 17 6	13	4	..	5	4	50	..	..	4 8 0	3,824 11 11
Mooroolbark	7,213	260 14 0	232 17 10	0 0 6	2,509	546	461 12 9	..	..	..	..	..	2	3	..	0 11 0	964 16 1
Cave Hill Siding	..	..	..	..	13,583	..	1,896 6 9	..	..	..	..	..	..	..	..	..	1,896 6 9
Lilydale	57,300	2,864 8 10	467 6 7	38 9 3	1,813	4,755	472 12 3	26	122	114	14	17	57	109	1	775 0 8	4,617 17 7
Black's Siding	..	..	..	..	26,254	24	2,234 10 10	..	..	..	..	..	..	..	..	..	2,234 10 10
Coldstream	3,716	227 14 2	354 13 0	3 14 6	169	4,892	51 18 10	1	2	..	..	1	..	..	..	8 8 3	646 9 6
Yering	3,988	253 19 8	1,105 8 9	15 8 9	204	1,805	69 10 5	9	1	..	..	9	24	28	..	13 16 7	1,458 4 2
Yarra Glen	12,618	1,000 8 0	415 6 6	11 9 9	6,045	2,174	1,284 17 0	19	93	171	1	12	20	102	..	641 7 5	3,353 8 8
Tarrawarra	1,412	90 5 9	58 13 0	1 8 9	77	351	29 14 6	..	..	..	..	..	..	..	..	..	180 2 0
Healesville	22,838	2,660 6 8	455 15 1	13 5 3	3,347	4,825	910 12 5	15	17	20	4	11	39	62	1	94 2 1	4,134 6 6
GLEN IRIS LINE.																	
Heyington	15,301	177 19 2	1 15 5	..	..	..	..	..	..	..	..	..	..	..	..	..	179 14 7
Kooyong	32,076	439 16 1	2 18 5	..	..	..	..	..	..	..	..	..	..	..	..	..	442 14 6
Kooyong Building Tickets (Free)	8,160	..	..	..	..	..	..	..	..	..	..	..	..	..	..	..	..
Tooronga	123,605	1,426 4 5	11 3 8	..	251	25,931	42 14 1	..	..	..	..	..	..	..	..	..	1,479 19 2
Gardiner	74,924	964 12 4	40 18 6	..	..	..	..	..	..	..	..	..	..	..	..	..	1,005 10 10
Gardiner Building Tickets (Free)	3,900	..	..	..	..	..	..	..	..	..	..	..	..	..	..	..	..
Glen Iris	18,058	290 0 5	4 11 0	1 5 6	..	..	0 15 0	..	..	..	..	..	..	..	..	..	296 11 11
Glen Iris Building Tickets (Free)	1,380	..	..	..	..	..	..	..	..	..	..	..	..	..	..	..	..
Darling	27,825	406 10 7	5 9 10	..	92	2,289	5 1 1	..	..	..	..	..	..	..	..	..	417 1 6
Darling Building Tickets (Free)	360	..	..	..	..	..	..	..	..	..	..	..	..	..	..	..	..
KEW LINE.																	
Barker	232,295	2,391 17 9	36 2 0	7 3	..	..	..	..	..	..	..	..	..	..	..	..	2,429 7 0
Kew	659,339	6,404 10 7	226 19 11	2 3	286	25,208	286 5 1	..	4	..	1	..	2	..	..	10 9 3	6,932 7 1
Kew Building Tickets (Free)	480	..	..	..	..	..	..	..	..	..	..	..	..	..	..	..	..
OUTER CIRCLE LINE.																	
Riversdale	36,066	389 13 11	0 0 4	..	691	52,928	501 7 5	..	..	..	..	..	..	..	..	0 8 3	891 9 11
Golf Links	7,462	85 5 4	..	..	..	..	..	..	..	..	..	..	..	..	..	..	85 5 4
Hartwell	13,276	159 14 6	0 4 2	..	..	..	..	..	..	..	..	..	..	..	..	..	159 18 8
Burwood	85,341	1,076 11 4	89 0 3	..	7	2,298	0 8 3	..	..	..	..	..	..	..	..	..	1,165 10 10

Ashburton	27,761	308 4 4	0 11 6	..	..	358	..	..	..	..	..	..	..	..	..	..	368 15 10
Shenley	39,516	460 1 6	..	..	..	..	..	..	..	..	..	..	..	..	..	..	460 1 6
Balwyn	36,753	418 13 8	0 1 9	..	..	..	..	..	..	..	..	..	..	..	..	..	418 15 5
Balwyn Building Tickets (Free) ..	4,209	..	..	..	..	..	..	..	..	..	..	..	..	..	..	..	..
Deepdene	32,787	344 15 8	33 10 1	..	..	2,424	..	..	..	..	..	..	..	..	..	..	378 5 9
Deepdene Building Tickets (Free)	3,060	..	..	..	..	..	..	..	..	..	..	..	..	..	..	..	..
FERNTREE GULLY LINE.																	
Bayswater	40,183	1,056 11 4	272 4 6	2 3 9	1,826	2,795	331 8 10	5	..	2	..	7	1	5	..	8 1 3	1,670 9 8
Lower Ferntree Gully	14,380	602 10 11	209 19 1	1 6 6	1,153	966	183 1 2	..	..	..	..	2	2	8	..	..	996 17 8
Harmon's Siding	..	..	..	..	24,014	..	2,129 4 5	..	..	..	..	..	..	..	..	..	2,129 4 5
Upper Ferntree Gully	52,092	1,930 9 3	125 7 0	60 14 0	681	1 388	163 14 6	43	38	48	..	22	44	37	1	260 16 5	2,541 1 2
GEMBROOK LINE.																	
Upwey	3,590	128 7 2	37 18 11	0 9 6	1	137	2 17 5	..	..	..	..	..	..	..	..	0 7 6	170 0 6
Belgrave	14,913	698 0 0	113 13 4	1 18 9	571	1,399	159 7 6	..	..	..	..	..	..	..	..	1 2 3	974 1 10
Selby	727	39 4 7	3 7 9	0 3 6	11	28	3 19 0	..	..	..	..	..	..	..	..	..	46 14 10
Aura	1,473	83 7 0	21 6 5	0 2 9	152	176	48 7 11	..	..	..	..	..	..	..	..	..	153 4 1
Paradise	1,435	96 0 0	15 7 10	0 9 9	400	190	99 12 4	..	..	..	3	..	..	..	..	2 18 3	214 8 2
Emerald	6,083	446 6 2	194 14 1	1 1 6	1,046	1,025	357 4 4	1	7	1	..	1	5	13	..	9 7 5	1,008 13 6
Nobelius' Siding	..	..	19 6 4	..	126	27	222 11 7	..	..	..	..	..	..	..	..	..	241 17 11
Wright	528	40 6 7	0 6 10	..	..	..	..	..	..	..	..	..	..	..	..	..	40 13 5
Cockatoo	3,134	258 12 4	66 15 3	1 5 6	1,674	546	465 4 10	..	..	1	..	..	1	4	..	1 3 6	793 1 5
Gembrook	2,301	278 5 9	52 15 9	19 0	3,477	1,904	830 9 8	1	1	2	..	1	1	3	..	7 17 6	1,170 7 8
WARBURTON LINE.																	
Evelyn	7,556	404 15 1	145 19 2	1 13 0	2,829	1,241	630 4 11	2	1	..	..	5	..	..	..	4 19 6	1,187 11 8
Wandin	8,673	599 6 4	239 14 0	0 6 6	7,422	2,329	1,568 4 4	2	1	3	..	..	1	1	1	4 18 6	2,412 9 8
Seville	4,123	316 2 8	117 18 11	0 5 9	2,834	1,105	562 6 1	1	2	..	2	..	18	21	1	6 3 2	1,002 16 7
Killara	598	59 7 11	12 16 9	1 17 6	1,675	366	281 5 10	1	..	31	..	3	1	8	..	70 11 7	425 19 7
Woori Yallock	4,837	303 4 0	90 17 6	0 17 0	4,745	1,174	876 9 3	8	24	8	..	6	17	6	3	69 6 9	1,430 14 6
Launching Place	5,597	442 6 7	126 9 0	1 2 0	771	4,144	253 6 4	6	65	10	9	11	29	8	..	251 14 0	1,074 17 11
Yarra Junction	13,796	1,378 6 11	107 9 7	4 5 3	24,895	2,962	5,559 15 4	2	2	..	1	13	19	13	..	4 9 0	7,054 6 1
Britannia	..	..	1 0 0	..	16,682	860	3,695 14 10	..	..	..	..	..	..	..	..	..	3,696 14 10
West Warburton	3,869	364 15 4	48 12 8	0 13 6	3,642	1,255	797 13 9	..	..	..	..	..	19	40	..	3 10 0	1,215 5 3
Millgrove	4,239	266 1 8	30 9 5	0 7 0	2,550	846	583 8 4	..	..	..	..	..	6	1	..	2 6 0	882 12 5
Warburton	11,692	1,694 1 9	159 6 0	5 19 3	4,344	4,923	1,345 1 11	6	38	3	3	14	19	13	..	81 0 5	3,285 9 4
La La Extension	..	..	1 10 0	..	30,333	..	7,209 4 7	..	..	..	..	..	..	..	..	..	7,210 14 7
HEIDELBERG – ELTHAM – HURSTBRIDGE LINE.																	
Jolimont	186,680	1,394 4 9	52 9 2	0 17 6	..	..	..	..	..	..	..	..	..	..	..	..	1,447 11 5
West Richmond	683,145	4,951 13 1	249 4 10	2 3 6	..	..	..	..	..	..	..	..	..	..	..	..	5,203 1 5
North Richmond	739,703	5,799 11 7	395 7 8	5 12 7	..	..	..	..	..	..	..	..	..	..	..	..	6 200 11 10
Collingwood	668,827	5,177 6 8	179 9 2	2 16 1	..	..	..	..	..	..	..	..	..	..	..	..	5,359 11 11
Victoria Park	879,600	7,182 0 3	525 5 7	4 4 9	3,042	53,623	1,741 7 8	..	..	..	..	..	..	..	..	..	9,452 18 3
Clifton Hill	1,499,321	12,018 5 0	408 1 2	8 9 4	..	..	..	..	..	..	..	..	..	..	..	..	12,434 15 6
Westgarth	800,351	5,832 6 4	226 9 9	2 9 2	..	..	..	..	..	..	..	..	..	..	..	..	6 061 5 3
Fairfield Park	1,298,256	9,863 2 3	115 7 5	4 12 0	384	5,332	217 8 7	..	..	..	..	..	..	..	..	..	10,200 10 3
Alphington	303,901	3,073 11 7	32 0 6	1 7 6	34,355	945	3,187 17 5	..	..	..	..	..	..	..	..	..	6,294 17 0
Alphington Building Tickets (Free)	960	..	..	..	..	..	..	..	..	..	..	..	..	..	..	..	..
Ivanhoe	673,201	7,964 19 8	127 11 2	3 12 6	105	3,938	32 2 1	..	..	..	..	..	..	..	..	..	8,128 5 5
Ivanhoe Building Tickets (Free)	19,440	..	..	..	..	..	..	..	..	..	..	..	..	..	..	..	..
Heidelberg	398,253	5,764 19 6	151 0 11	7 4 0	257	4,243	110 7 5	8	11	..	..	5	10	..	1	39 0 5	6,072 12 3
Heidelberg Building Tickets (Free)	5,580	..	..	..	..	..	..	..	..	..	..	..	..	..	..	..	..
Rosanna	18,323	267 18 7	..	..	..	..	..	..	..	..	..	..	..	..	..	..	267 18 7
Rosanna Building Tickets (Free)	480	..	..	..	..	..	..	..	..	..	..	..	..	..	..	..	..
Macleod	22,226	356 3 6	0 17 4	..	..	..	..	..	..	..	..	..	..	..	..	..	357 0 10
Macleod Building Tickets (Free) ..	720	..	..	..	..	..	..	..	..	..	..	..	..	..	..	..	..
Mont Park	..	..	..	..	81	4,347	101 10 8	..	1	..	..	..	3	10	..	1 4 8	102 15 4
Greensborough..	83,904	1,504 9 5	32 9 6	1 4 6	255	695	51 7 9	..	1	..	..	..	3	..	..	0 8 0	1,589 19 2
Eltham	69,623	1,514 3 3	49 17 5	1 19 0	432	773	74 1 9	4	4	..	..	..	2	..	..	10 5 3	1,650 6 8

APPENDIX No. 26.—RETURN OF TRAFFIC AT EACH STATION—*continued*.

STATIONS.	PASSENGERS. Outwards. Number of Passenger Journeys.	PASSENGERS. Outwards. Revenue.	PARCELS. Outwards. Revenue.	HORSES, CARRIAGES, AND DOGS. Outwards. Revenue.	GOODS. Outwards. Tons.	GOODS. Inwards. Tons.	GOODS. Outwards. Revenue.	LIVE STOCK. Outwards. Number of Trucks. Horses.	Cattle.	Sheep.	Pigs.	LIVE STOCK. Inwards. Number of Trucks. Horses.	Cattle.	Sheep.	Pigs.	LIVE STOCK. Outwards. Revenue.	TOTAL OUTWARDS TRAFFIC REVENUE.
		£ s. d.	£ s. d.	£ s. d.			£ s. d.									£ s. d.	£ s. d.
HEIDELBERG—ELTHAM—HURSTBRIDGE LINE—*continued*.																	
Diamond Creek	13,192	413 1 4	66 7 1	0 12 0	1,278	1,360	268 19 5	1	1	..	..	1	1	2	..	1 4 4	750 4 2
Balee	5,838	173 12 1	..	..	..	..	..	..	..	..	..	..	..	..	..	..	173 12 1
Hurstbridge	21,117	988 3 4	148 6 8	3 5 9	6,995	6,953	1,293 2 0	2	3	..	1	..	1	..	..	6 1 1	2,438 18 10
Melbourne-Flinders-street (Country)	1,325,858	110,202 1 6	24,380 6 3	171 15 5	..	219	..	..	..	..	..	..	..	..	..	1 4 0	134,755 7 2
Melbourne-Flinders-street (Suburban	9,930,109	142,770 11 0	..	..	..	..	..	..	..	..	..	..	..	..	..	..	142,770 11 0
PORT MELBOURNE LINE.																	
Montague	321,247	2,238 18 8	42 14 6	1 5 6	..	..	..	..	..	..	..	..	..	..	..	..	2,282 18 8
North Port	765,082	5,670 4 4	103 12 6	2 13 6	..	..	..	..	..	..	..	..	..	..	..	..	5,776 10 4
Graham	759,910	5,525 14 2	102 16 8	4 0 10	..	..	..	..	..	..	..	..	..	..	..	..	5,632 11 8
Port Melbourne	290,736	2,798 7 11	177 17 10	2 7 6	94,590	188,411	22,175 12 7	7	1	..	..	305	65	19	..	20 14 1	25,174 19 11
ST. KILDA LINE.																	
South Melbourne	1,167,694	8,478 1 2	372 0 5	4 7 0	..	..	..	..	..	..	..	..	..	..	..	..	8,854 8 7
Albert Park	2,404,142	17,437 2 2	435 19 2	3 18 3	..	..	..	..	..	..	..	..	..	..	..	..	17,876 19 7
Middle Park	2,099,492	15,430 14 2	273 7 6	3 17 6	..	..	..	..	..	..	..	..	..	..	..	..	15,707 19 2
St. Kilda	2,828,759	24,063 11 6	387 14 7	6 7 0	262	23,882	83 1 4	..	..	..	..	..	..	..	..	..	24,540 14 5
BRIGHTON-SANDRINGHAM LINE.																	
Richmond	2,418,246	24,297 2 9	1,559 16 1	18 13 0	..	..	..	..	..	..	..	..	..	..	..	..	25,875 12 4
South Yarra	1,916,392	18,381 2 0	720 8 8	16 6 8	..	..	..	..	..	..	..	..	..	..	..	..	19,117 17 4
Prahran	1,429,258	13,026 10 5	1,538 12 7	7 0 3	..	..	..	..	..	..	..	..	..	..	..	..	14,572 12 3
Windsor	1,375,837	12,671 18 8	573 1 6	4 19 0	3,943	41,326	1,162 3 10	..	..	..	..	..	..	..	..	..	14,412 4 0
Balaclava	1,450,637	13,595 12 3	293 18 5	6 1 9	..	..	..	..	..	..	..	..	..	..	..	..	13,895 12 5
Ripponlea	830,150	8,451 0 0	166 7 10	2 6 0	..	..	..	..	..	..	..	..	..	..	..	..	8,619 14 7
Elsternwick	2,494,359	27,094 4 7	499 3 4	12 14 0	750	45,001	290 13 4	..	..	..	..	..	..	..	..	1 18 6	28,798 13 9
Elsternwick Building Tickets (Free)	540	..	..	..	..	..	..	..	..	..	..	..	..	..	..	..	..
Gardenvale	706,840	8,190 13 9	80 5 3	3 4 6	..	..	..	..	..	..	..	..	..	..	..	..	8,283 3 6
Gardenvale Building Tickets (Free)	1,440	..	..	..	..	..	..	..	..	..	..	..	..	..	..	..	..
Brighton	1,058,196	13,104 9 3	295 12 0	4 11 3	361	23,673	152 15 7	..	..	..	..	..	..	..	..	..	13,557 8 1
Middle Brighton	990,174	13,027 18 8	194 4 10	4 15 8	1,265	16,928	229 15 8	..	..	..	..	..	..	..	..	1 10 9	13,458 5 7
Middle Brighton Building Tickets (Free)	720	..	..	..	..	..	..	..	..	..	..	..	..	..	..	..	..
Brighton Beach	422,928	6,283 14 8	77 13 0	2 12 9	..	..	..	..	..	..	..	..	..	..	..	..	6,364 0 5
Brighton Beach Building Tickets (Free)	420	..	..	..	..	..	..	..	..	..	..	..	..	..	..	..	..
Hampton	643,926	9,683 5 4	130 1 7	3 10 9	..	..	..	..	..	..	..	..	..	..	..	..	9,816 17 8
Hampton Building Tickets (Free)	7,920	..	..	..	..	..	..	..	..	..	..	..	..	..	..	..	..
Sandringham	940,176	16,586 3 11	236 5 4	12 4 3	148	12,920	68 5 0	..	..	..	..	..	..	..	..	3 4 8	16,956 2 9
Sandringham Building Tickets (Free)	7,860	..	..	..	..	..	..	..	..	..	..	..	..	..	..	..	..

Traffic derived from Deniliquin and Moama Stations	2,319	1,602 15 1	177 8 2	40 10 3	12,028	4,184	9,592 4 2	..	..	..	..	..	..	..	..	10,075 5 1	21,488 2 9
Traffic derived from South Australian Stations	49,170	50,299 14 11	4,783 10 0	194 15 3	24,707	24,300	19,030 14 9	..	..	..	..	..	..	..	..	7,132 1 10	81,440 16 9
Traffic derived from New South Wales Stations	130,161	74,452 8 5	5,341 1 8	846 17 0	15,059	67,337	17,365 2 5	..		..	..	..	..	..	..	410 8 2	98,415 17 8
Traffic derived from Queensland Stations	4,478	1,876 19 9	84 9 6	..	..	..	..	..	..	..	..	..	..	..	..	..	1,961 9 3
Government Tourist Bureau ..	181,616	83,129 16 6	..	..	..	..	..	..	..	..	..	..	..	..	..	..	83,129 16 6
Steamer	33,363	730 17 6	..	..	..	..	..	..	..	..	..	..	..	..	..	..	730 17 6
Thos. Cook and Sons to New South Wales, South Australia, &c. ..	5,595	1,987 17 4	..	..	..	..	..	..	..	..	..	..	..	..	..	..	1,987 17 4
Totals	115,771,238	2,656,233 10 10	252,505 0 3	18,755 13 8	5,376,571	5,376,571	2,340,403 6 11	11,179	31,466	48,764	5,087	9,977	33,329	53,630	5,565	338,828 15 11	5,606,726 7 7
Less Unallotted Credit Notes	..	14,468 10 7½	3,119 15 2	478 9 7	..	..	46,659 12 2	..	..	..	..	..	..	..	..	22,363 7 4	87,089 14 10½
	115,771,238	2,641,765 0 2½	249,385 5 1	18,277 4 1	5,376,571	5,376,571	2,293,743 14 9	11,179	31,466	48,764	5,087	9,977	33,329	53,630	5,565	316,465 8 7	5,519,636 12 8½
Mails and Telegraph	..	..	..	..	..	..	..	..	..	..	..	..	..	..	..	..	82,202 5 7
Dining Car Service	..	..	..	..	..	..	..	..	..	..	..	..	..	..	..	..	15,847 10 4
Rentals	..	..	..	..	..	..	..	..	..	..	..	..	..	..	..	..	78,959 4 11
Miscellaneous	..	..	..	..	..	..	..	..	..	..	..	..	..	..	..	..	8,517 1 7
GRAND TOTAL, RAILWAYS ..	115,771,238	2,641,765 0 2½	249,385 5 1	18,277 4 1	5,376,571	5,376,571	2,293,743 14 9	11,179	31,466	48,764	5,087	9,977	33,329	53,630	5,565	316,465 8 7	5,705,162 15 1½
St. Kilda and Brighton Electric Tramway	3,126,984	..	..	..	..	..	..	..	..	..	..	..	..	..	..	..	25,579 19 7
GRAND TOTALS ..	118,898,222	2,641,765 0 2½	249,385 5 1	18,277 4 1	5,376,571	5,376,571	2,293,743 14 9	11,179	31,466	48,764	5,087	9,977	33,329	53,630	5,565	316,465 8 7	5,730,742 14 8½

* Stations open for only portion of the year.

By Authority: ALBERT J. MULLETT, Government Printer, Melbourne.

DIAGRAM Nº 1

AVERAGE MILEAGE OPERATED

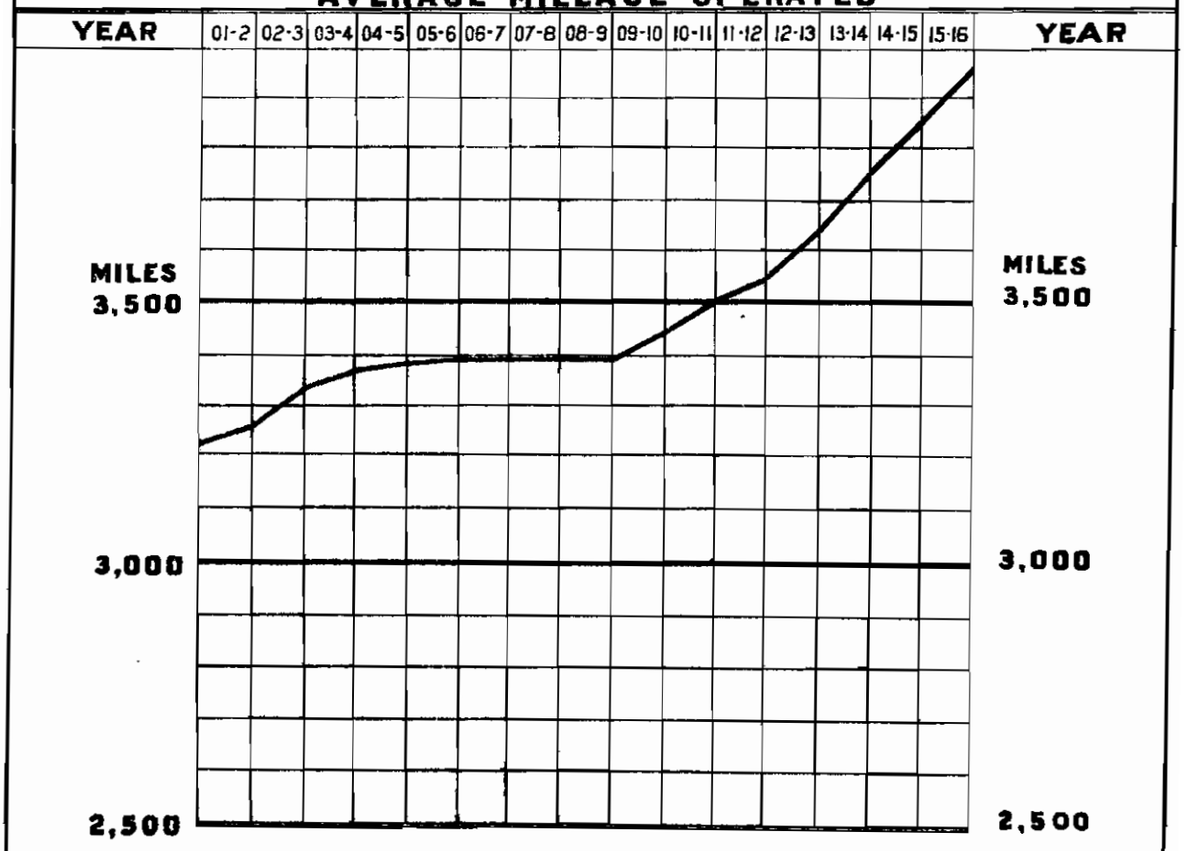

DIAGRAM Nº 2

AVERAGE COST OF CONSTRUCTION PER MILE

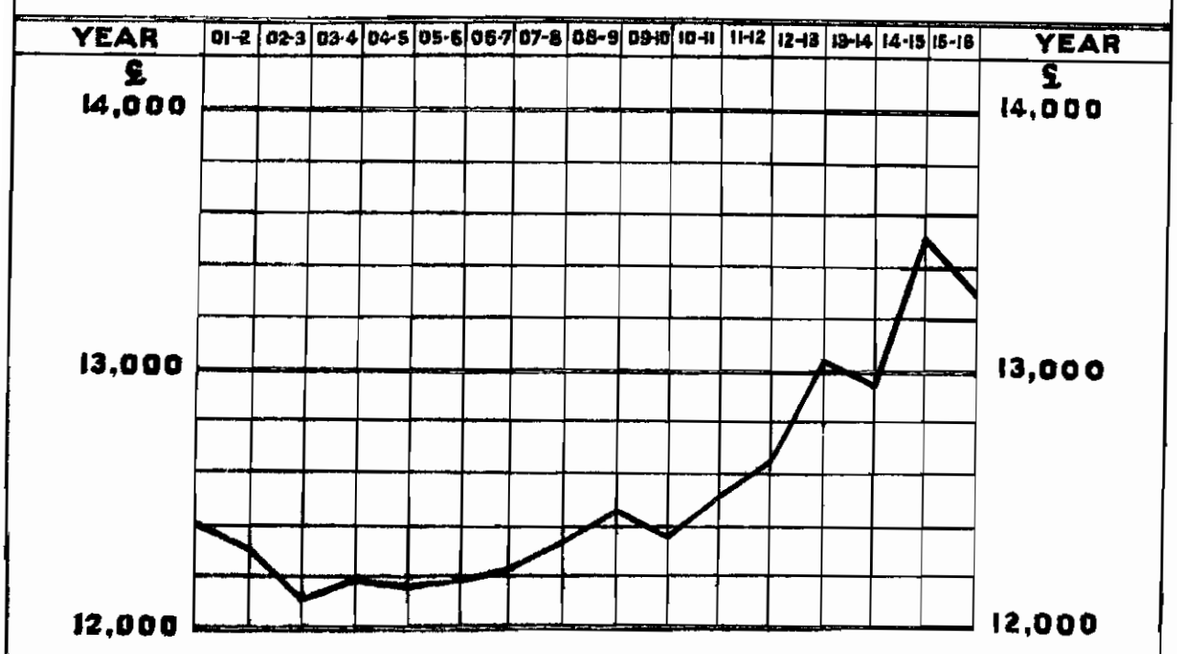

DIAGRAM Nº 3

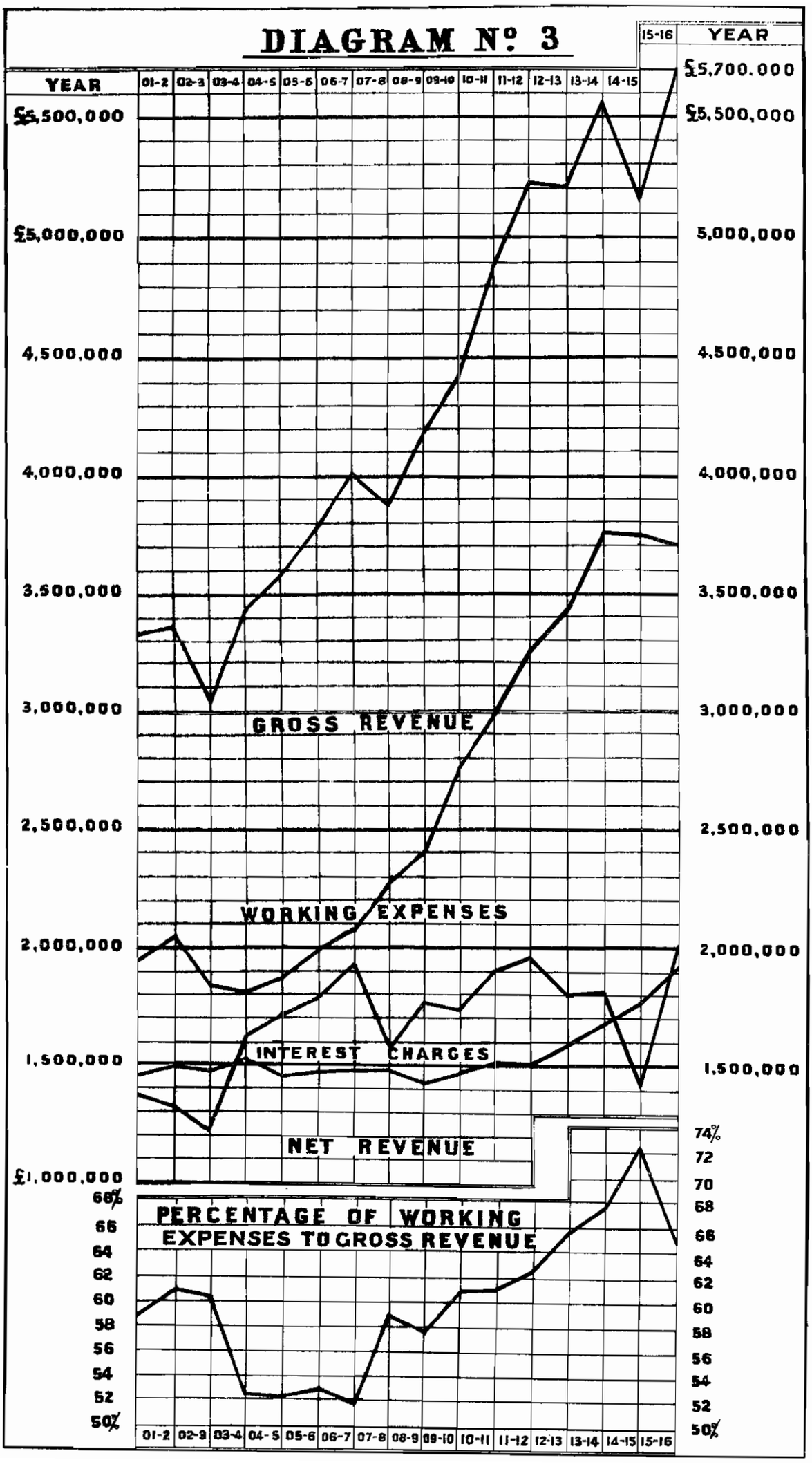
YEAR
01-2
02-3
03-4
04-5
05-6
06-7
07-8
08-9
09-10
10-11
11-12
12-13
13-14
14-15
15-16
£5,700,000
£5,500,000
£5,000,000
4,500,000
4,000,000
3,500,000
3,000,000
2,500,000
2,000,000
1,500,000
£1,000,000
GROSS REVENUE
WORKING EXPENSES
INTEREST CHARGES
NET REVENUE
PERCENTAGE OF WORKING EXPENSES TO GROSS REVENUE
74%
72
70
68
66
64
62
60
58
56
54
52
50%

DIAGRAM Nº 4

PER AVERAGE MILE OF RAILWAY OPEN

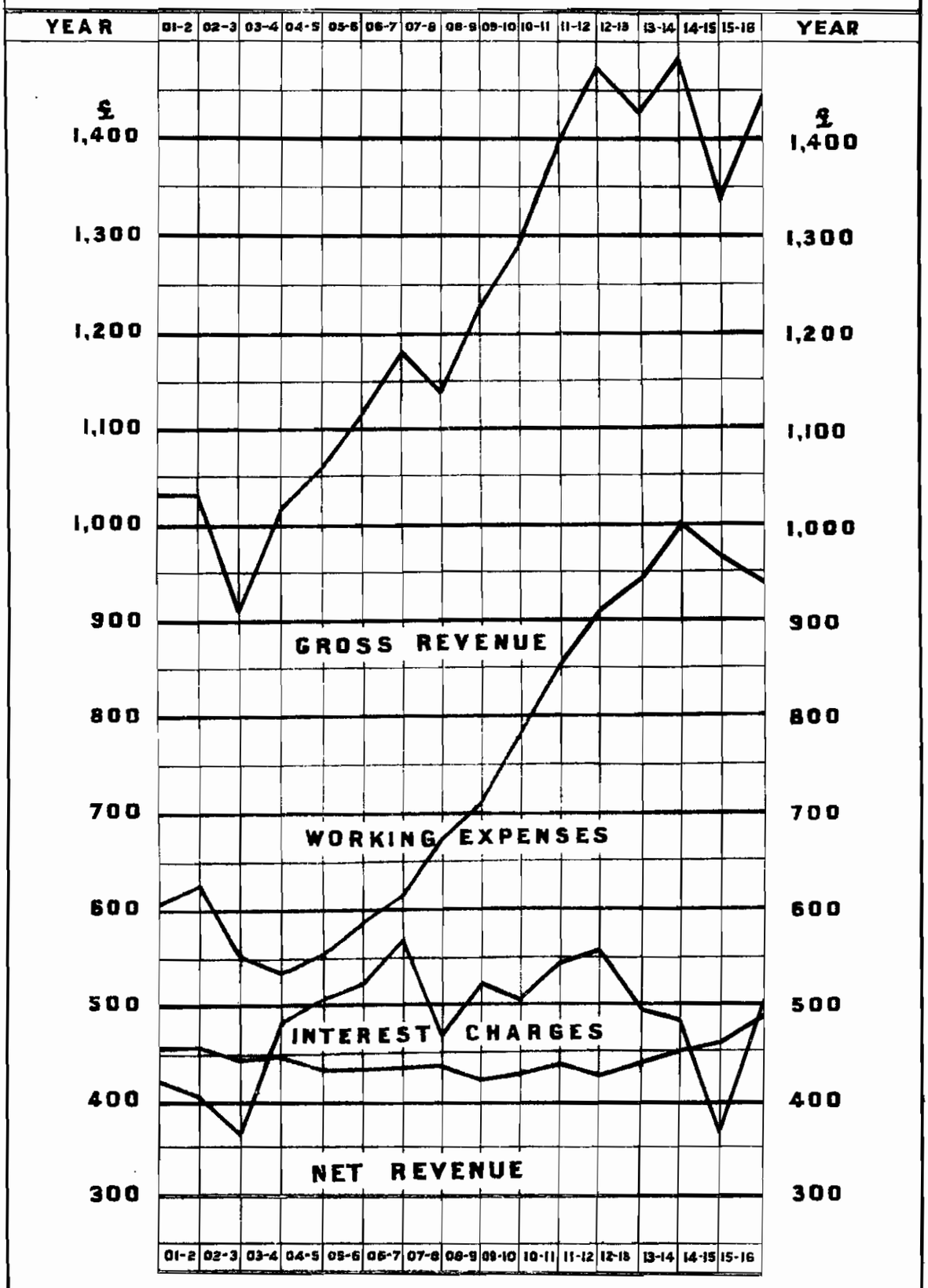

DIAGRAM Nº 5

PER TRAIN MILE RUN

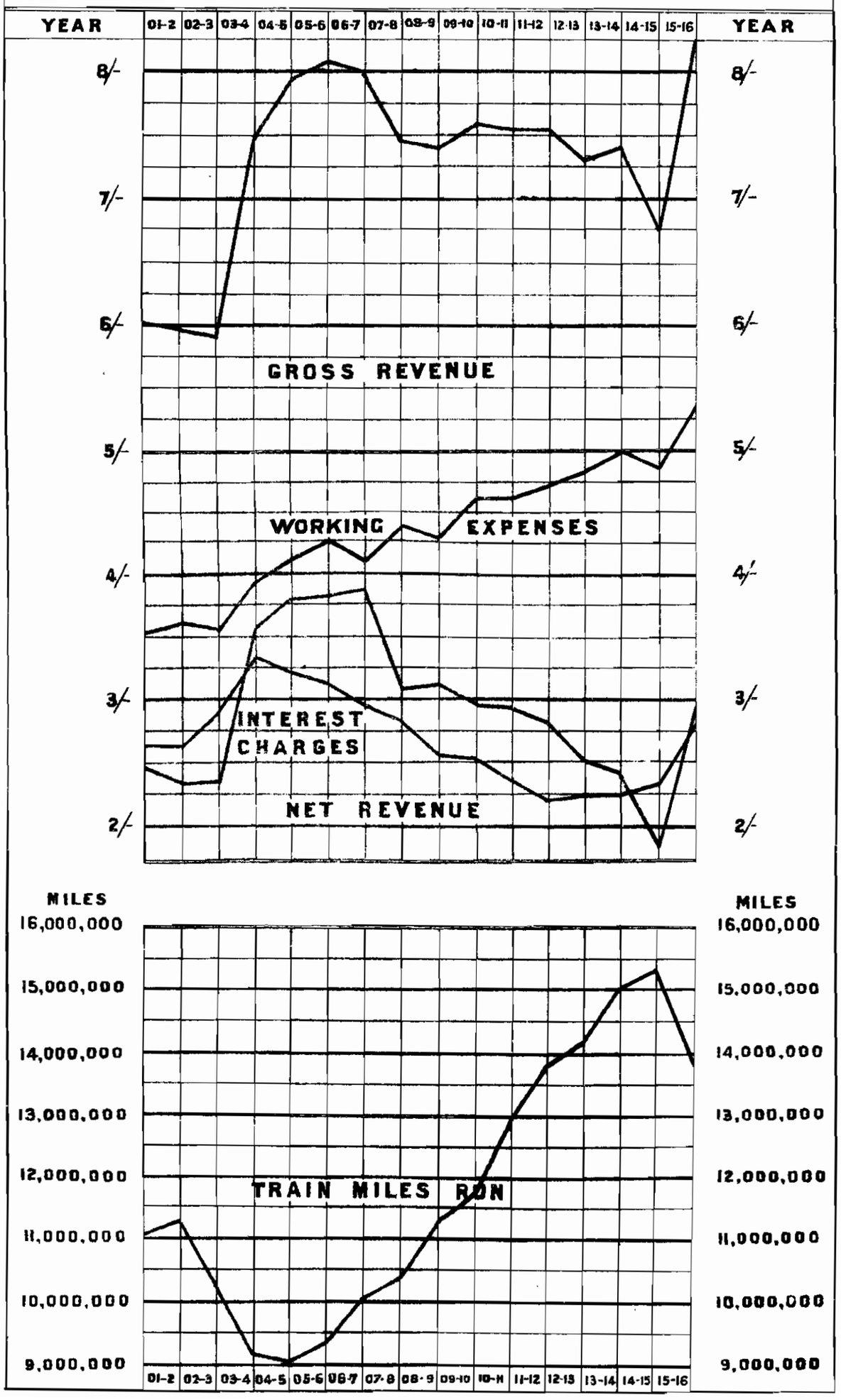

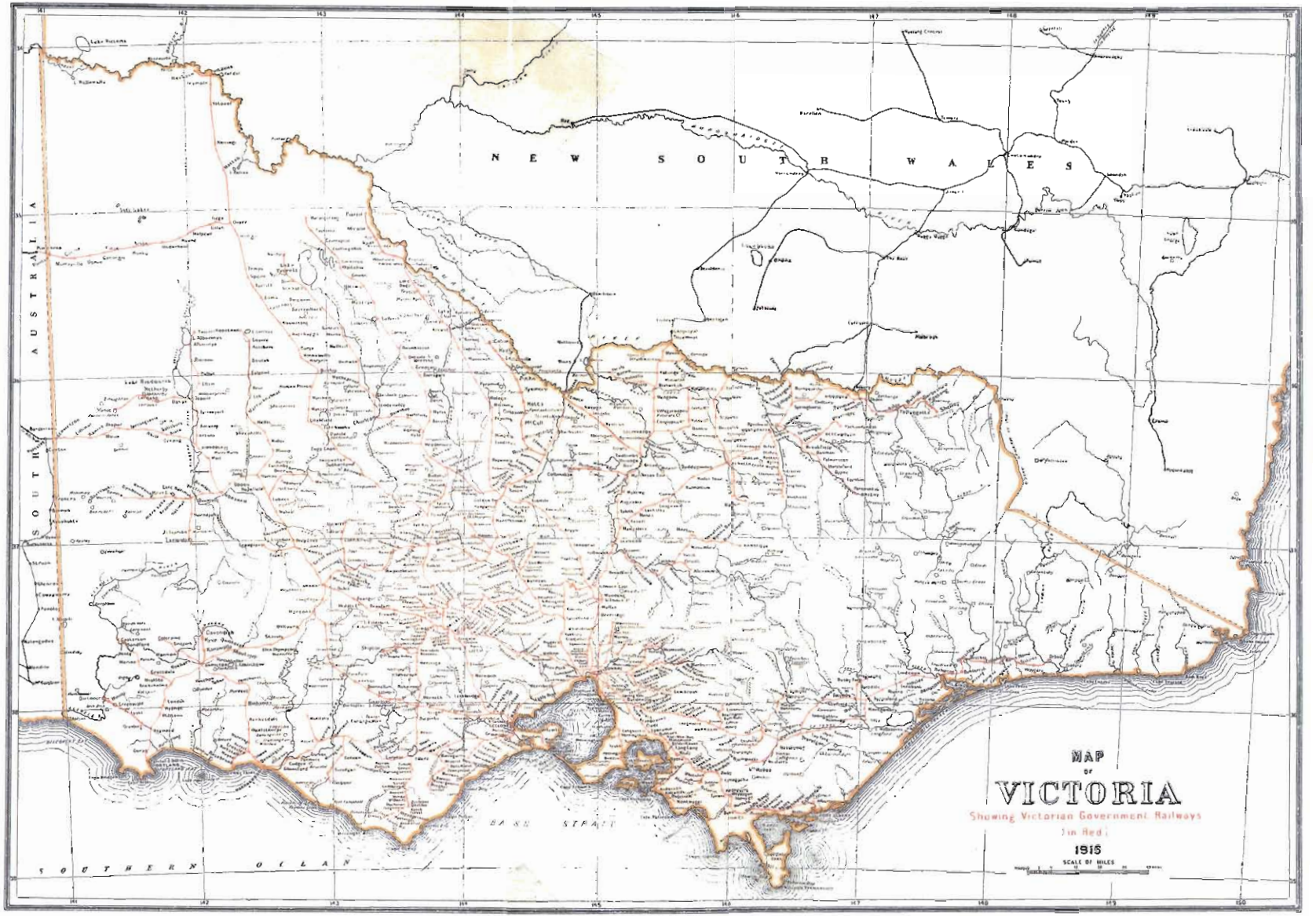
NEW SOUTH WALES
SOUTH AUSTRALIA
BASS STRAIT
SOUTHERN OCEAN
MAP OF VICTORIA
Showing Victorian Government Railways
(in Red)
1915
SCALE OF MILES

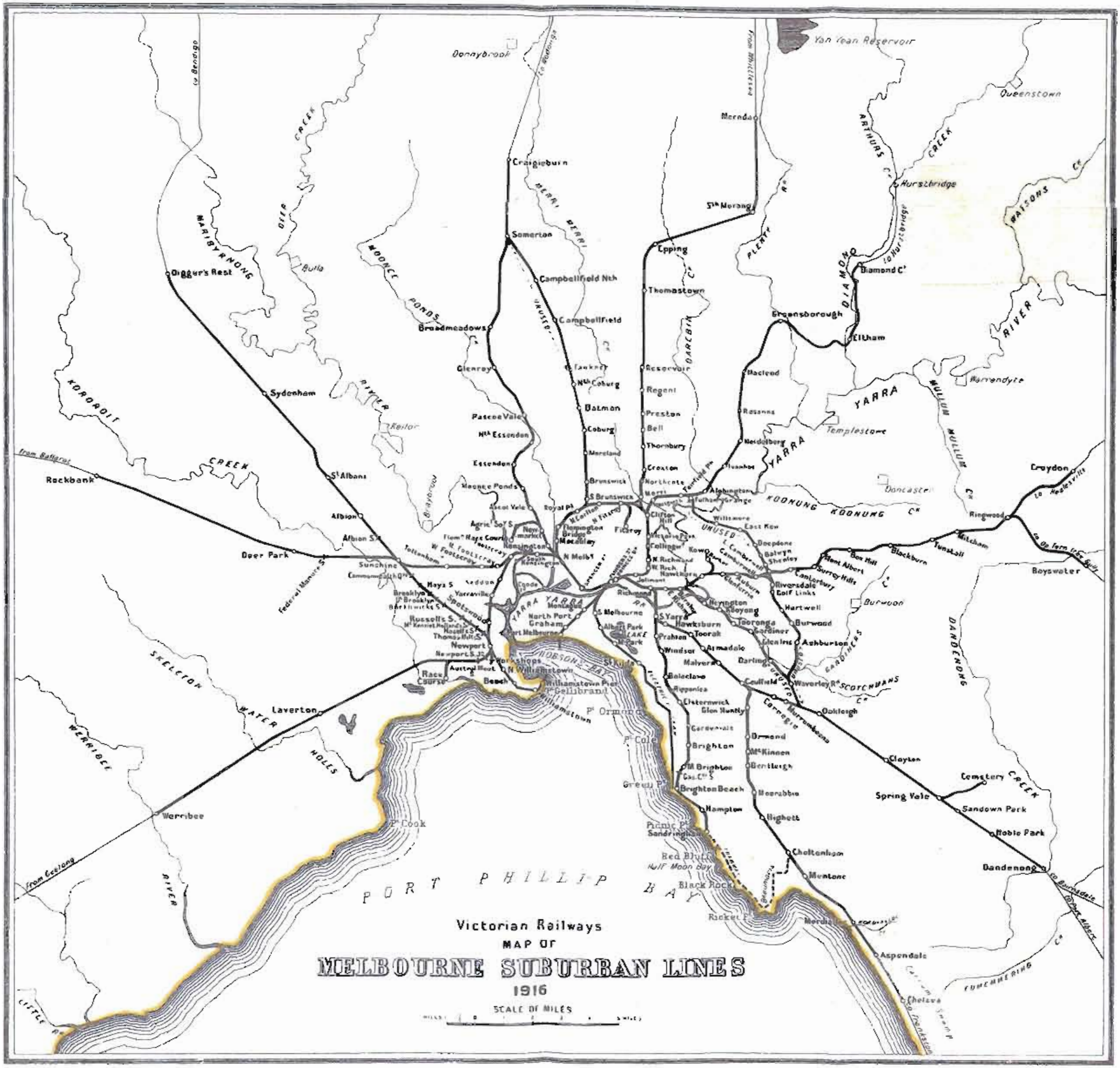
Victorian Railways
MAP OF
MELBOURNE SUBURBAN LINES
1916
SCALE OF MILES
PORT PHILLIP BAY
Yan Yean Reservoir
Donnybrook
Queenstown
Mernda
Craigieburn
Hurstbridge
5th Morang
Somerton
Epping
Diggur's Rest
Campbellfield Nth
Thomastown
Diamond Ck
Campbellfield
Greensborough
Eltham
Broadmeadows
Glenroy
Reservoir
Macleod
Warrandyte
Sydenham
Regent
Preston
Rosanna
Templestowe
Pascoe Vale
Batman
Coburg
Bell
Thornbury
Heidelberg
Nth Essendon
Moreland
Keilor
Essendon
Brunswick
Croxton
Northcote
Croydon
Rockbank
St Albans
Moonee Ponds
S Brunswick
Alphington
Doncaster
Albion
Ascot Vale
Royal Pk
Fitzroy
Clifton Hill
Ringwood
Kensington
Collingwood
Kew
Deer Park
Sunshine
Tottenham
N Melbt
Box Hill
Blackburn
Mitcham
Bayswater
Canterbury
Surrey Hills
Yarraville
Spotswood
Newport
Richmond
Riversdale
Hartwell
Burwood
North Port
S Melbourne
S Yarra
Hawksburn
Toorak
Armadale
Malvern
Ashburton
Prahran
Windsor
Port Melbourne
Albert Park
St Kilda
Williamstown Pier
Williamstown
Pt Gellibrand
Balaclava
Ripponlea
Caulfield
Waverley Rd
Oakleigh
Elsternwick
Glen Huntly
Carnegie
Murrumbeena
Laverton
Pt Ormond
Pt Cole
Gardenvale
Brighton
Ormond
McKinnon
Bentleigh
Clayton
M Brighton
Brighton Beach
Moorabbin
Cemetery
Spring Vale
Sandown Park
Noble Park
Hampton
Highett
Werribee
Pt Cook
Sandringham
Cheltenham
Mentone
Red Bluff
Half Moon Bay
Black Rock
Dandenong
from Geelong
Ricketts Pt
Mordialloc
Aspendale
Chelsea
to Frankston
KORORQIT CREEK
MARIBYRNONG
SKELETON WATER HOLES
WERRIBEE RIVER
YARRA YARRA
DANDENONG
KOONUNG KOONUNG Ck
PLENTY R
DIAMOND
ARTHURS Ck
WATSONS Ck
MULLUM MULLUM Ck
GARDINERS
SCOTCHMANS Ck
EUMEMMERING Ck
CARRUM SWAMP
MERRI MERRI
DAREBIN Ck
MOONEE PONDS

Railway Map
OF PART OF
AUSTRALIA
SHOWING THE THROUGH CONNECTIONS
from South Australia to Queensland
(in Red)
1916
SCALE OF MILES
N. TERRITORY
QUEENSLAND
SOUTH AUSTRALIA
NEW SOUTH WALES
VICTORIA
PACIFIC OCEAN
SOUTH
TASMAN SEA
SOUTHERN OCEAN
BASS STRAIT
BRISBANE
SYDNEY
MELBOURNE
ADELAIDE